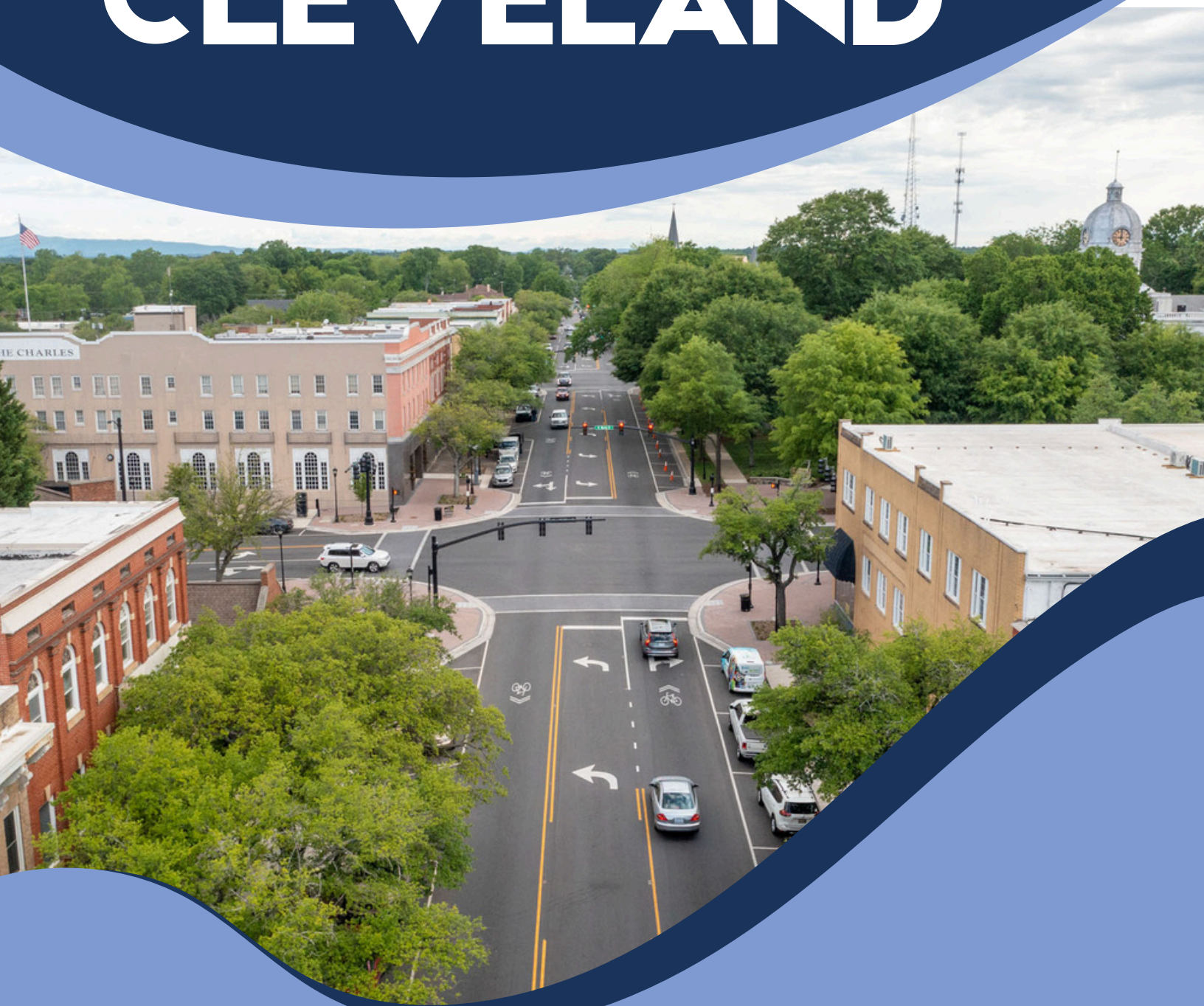


County of **CLEVELAND**



ADOPTED BUDGET FOR FISCAL YEAR 2024-2025

Cleveland County Government
PO Box 1210 Shelby, NC 28151

www.clevelandcounty.com

Cleveland County

BOARD OF COMMISSIONERS



Chairman
KEVIN GORDON
Waco, NC



Vice - Chairman
DEB HARDIN
Shelby, NC



JOHNNY HUTCHINS
Kings Mountain, NC



DOUG BRIDGES
Shelby, NC



RONNIE WHETSTINE
Kings Mountain, NC

Our Purpose

**MAKING OUR COMMUNITY
BETTER**

Our Values



High Performance: We provide high quality, solution-focused customer services.



Courage: We demonstrate strength and commitment to persevere and withstand opposition or difficulty.



Teamwork: We believe in the power of working together and we create an environment that is diverse and inclusive of all.



Integrity: We do what is right by being open, honest, and transparent and take responsibility for our actions.



Innovation: We learn from outcomes, welcome change and are committed to continuous improvement.

FY 2025 Recommended Budget



DAVID COTTON

County Manager

This document was prepared by the Budget Team. For more information about Cleveland County's budget, please contact:

KERRI MELTON

**Assistant County Manager/Community Service Director
County Manager's Office**

PHILIP STEFFEN

**Finance Director
Finance and Purchasing**

ALLISON MAUNEY

**HR Director
Human Resources**

LAUREN SLOAN

**Assistant HR Director
Human Resources**

MARTY GOLD

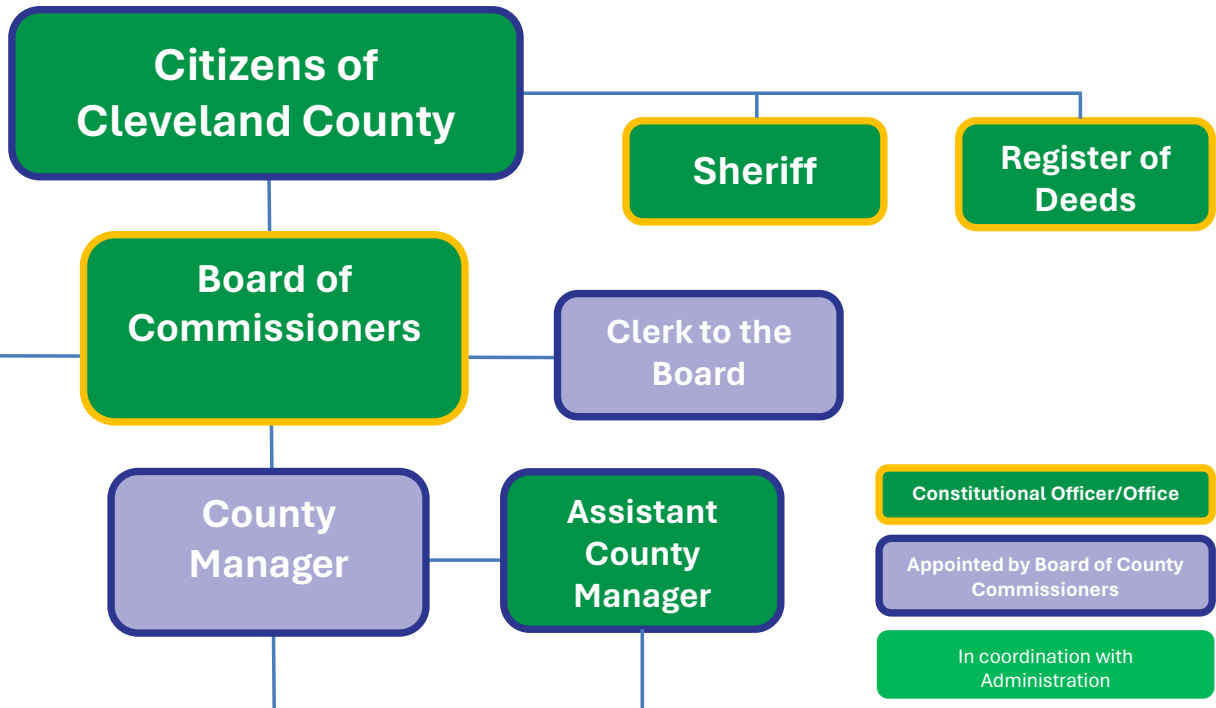
**IT Director
Information Technology**

JD HASLAM

**Assistant IT Director
Information Technology**

TONYA BRITTAIN

**Budget Analyst/Internal Audit
Finance and Purchasing**



Human Resources	Tax Administration	LeGrand Center	Public Health	Planning Services and Building Inspections	NC Cooperative Extension
Legal	Emergency Medical Services	Electronic Maintenance	Communications 911	Travel and Tourism	Soil & Water Conservation District
Facilities Maintenance	Emergency Management	Information Technology	Veteran's Services	Animal Services	Board of Elections
Library Services	Finance	Social Services	Legal	Solid Waste	Economic Development

Table of Contents

Reader’s Guide.....	7
Budget Summary	8
Budget Message	8
Cleveland County Mission Statement	9
Revenue Overview	9
Property Tax Revenue	10
Sales and Use Tax Levies	11
Occupancy Tax	11
Inspection Fees	11
Investment Income	11
Federal and State Revenues	11
Other Revenues	12
Expenditure Overview	13
Expenditure Summary	13
Operational Highlights	14
Fiscal Sustainability	14
Economic Development	14
Community Education / Customer Service.....	15
Community Wellness	15
Public Safety.....	17
Human Capital	17
Solid Waste Department	22
Outside Funded Organizations	22
Municipal Operating Allotments	22
Schools	23
Other Non Profits	24
Partnering Agency Allotments.....	25
Capital & Debt	29
Current Debt.....	29
Capital	29

Revenue and Expenditure Details	36
Supplemental Information.....	106
Budget Ordinance	106
Fiscal Policies	113
Budget Process.....	113
Budget Adoption	113
Budget Amendment Process	114
Basis of Accounting	115
Budgetary Control.....	115
Budget Policies	115
Fee Schedules.....	116
Glossary.....	142
Fund and Departments	142
Terms	145

Reader's Guide

Welcome!

Cleveland County adopts a budget every year. The budget contains detailed information about the County's expected revenues, planned expenses and fiscal policies. Included within the following pages are descriptions, tables, charts, and details about how much it costs to provide services. This document is intended to be an informative, comprehensive guide to Cleveland County's budget for the upcoming fiscal year.

After the County Managers' Budget Message, this document is divided into five sections: Budget Summary, Outside Funded Agencies, Capital, Budget Details, and Supplemental Information.

Budget Summary

This section begins with a summary of the Fiscal Year 2025 (FY25) Draft Adopted Budget, including changes made between the Manager's Recommended Budget and the Department Requested Budget. Summaries of the County's fund accounting structure, total budget, revenues, expenditures, the Capital Improvement Plan, debt obligations, and positions counts.

Outside Funded Organizations

This section summarizes the requests made by outside agencies and how they are funded in the current budget. There are also tables that detail how the Community College as well as the Public Schools are funded.

Capital & Debt

The capital & debt section provides the user with an overview outstanding debt and the requested and approved capital purchases, by department.

Budget Details

The budget detail pages are every account listed out by department. These line item details are developed during the budget preparation process and used to build the summary budget, which is then approved at the fund level.

Supplemental Information

This document concludes with the following four sub-sections:

- The adopted **Budget Ordinance** includes annual revenue and expenditures for the provision of services and is required in accordance with the Local Government Budget and Fiscal Control Act.
- The **Fiscal Policies** guide the financial operations of the County.
- The annual adopted **Fee Schedule** is a complete listing (by department) of fees charged by the County for services. Any changes in the fee schedule from the previous year can be seen in the last column.
- The **Glossary** lists descriptions of terms and words found throughout the document.

Budget Summary

Budget Message

The Honorable Chairman and Cleveland County Board of Commissioners,

In accordance with the General Statutes of North Carolina I submit to you, for your consideration, the Fiscal Year 2024/2025 Recommended Budget for Cleveland County. This budget maintains the property tax rate of 54.75 cents per \$100 of valuation, along with a 14 cent public school tax rate and a 8.75 cent fire tax rate. The proposed budget is balanced and prepared under the guidelines of NC General Statute Chapter 159-Article 3, the Local Government Budget and Fiscal Control Act.

Ultimately, this year's budget document presents the revenues and expenditures by function and purpose. The budget is designed to function as a work plan in guiding departmental operations to incorporate and accomplish the goals and objectives established by the Board of County Commissioners.

The recommended Cleveland County Fiscal Year 2024 – 2025 Budget, which conforms with the guidance of the Commissioners, is as follows by fund: GENERAL \$186,628,858, SPECIAL REVENUE \$6,547,828, CAPITAL PROJECTS \$13,150,866, DEBT SERVICE \$7,336,618, and ENTERPRISE \$13,037,665 for a Grand Total of \$225,701,835.

The focus of this budget is to accurately and conservatively forecast budgeted revenues and expenditures while maintaining outstanding service delivery to the citizens of Cleveland County. Strategic investments toward the funding of our capital projects, education, public safety, health, and quality of life are included in this budget. The budget includes eleven new positions and a 3.5 percent cost of living adjustment (2% July 1st & 1.5% January 1st) for our most valued asset – the employees of our organization. Eight of the eleven recommended positions will be funded through alternative revenue sources not requiring direct general fund support.

It has been my privilege to serve as a small part in this team-oriented planning process. I want to express my gratitude to everyone who participated in the Fiscal Year 2024-2025 budget process. I want to especially thank my budget team for their insight, knowledge, commitment and dedication.

The guidance and leadership demonstrated by the Board of County Commissioners set the course in the formulation of the budget document. Your insight and tireless efforts will ensure that we maintain a high level of service and provide the tools, training and resources necessary for the staff to deliver those services.

In this book, you will find detailed budget documents for your review. In addition, this information is available to the public at www.clevelandcounty.com, in the office of the County Clerk, and in the four libraries throughout Cleveland County.

Respectfully Submitted,

David B Cotton, County Manager

Cleveland County Purpose Statement and Values

Making our Community Better

Our Values



High Performance: We provide high quality, solution-focused customer services.



Courage: We demonstrate strength and commitment to persevere and with stand opposition or difficulty.



Teamwork: We believe in the power of working together and we create an environment that is diverse and inclusive of all.



Integrity: We do what is right by being open, honest, and transparent and take responsibility for our actions.



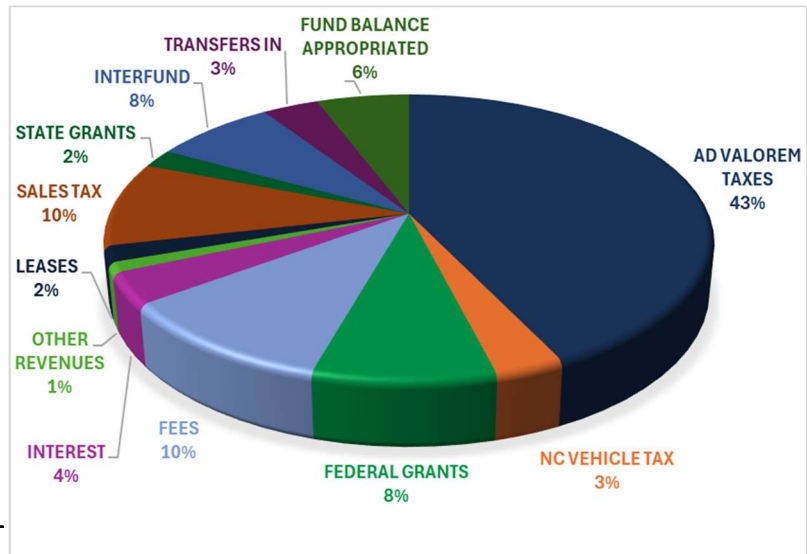
Innovation: We learn from outcomes, welcome change and are committed to continuous improvement.

Revenue Overview

The County’s financial planning projections for the upcoming fiscal year begin with economic forecasts that are required to establish perceived portfolio performance for the upcoming twelve months. The County’s FY 2024 year-end revenues are expected to perform at more than budgeted amounts specifically due to and increase in sales tax collection resulting from a stimulated construction market. This trend, however, has been declining this year and conservative estimates do not call for surging growth as in years past.

Total revenue in the General Fund is budgeted at \$168,750,453 – an approximately \$5 million decrease from the prior fiscal year. The majority of this decrease is associated with a reduction in the amount of grant revenue available for FY25. All revenue projections were established maintaining a 54.75 cent tax rate.

AD VALOREM TAXES	\$ 71,782,144
NC VEHICLE TAX	5,368,000
FEDERAL GRANTS	14,091,358
FEES	17,613,323
INTEREST	6,001,000
OTHER REVENUES	1,851,050
LEASES	3,050,000
SALES TAX	15,965,000
STATE GRANTS	3,489,708
INTERFUND	12,795,692
TRANSFERS IN	5,900,545
FUND BALANCE APPROPRIATED	9,730,025
Grand Total	\$ 167,637,845

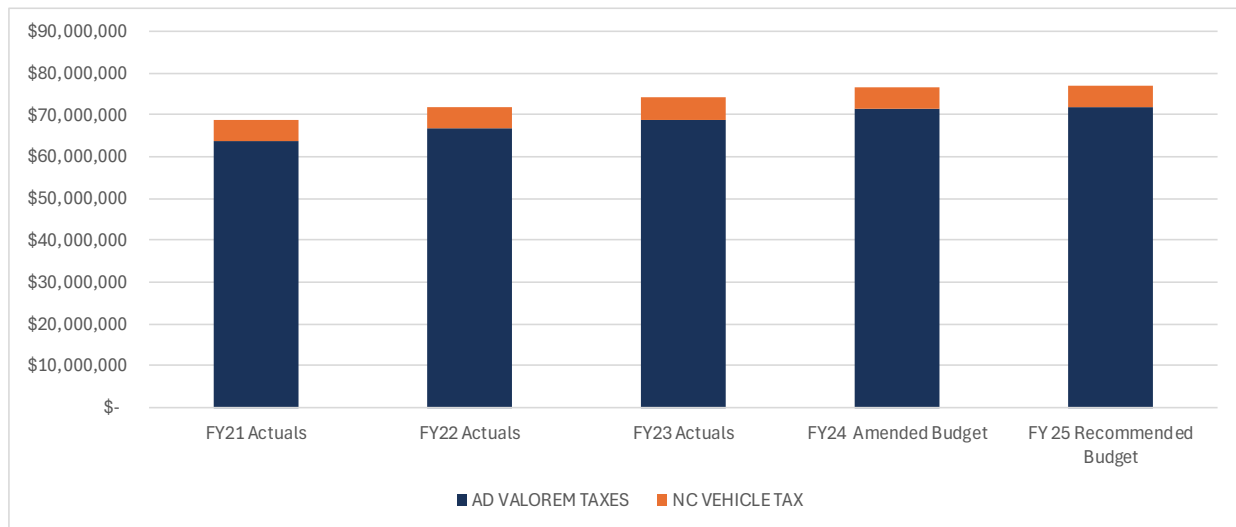


The chart below outlines the expected revenue changes in the FY 25 budget with the largest two increases being in property tax revenue and EMS billing revenues.

Revenue Category	FY24 Amended Budget	FY 25 Recommended Budget	Change
AD VALOREM TAXES	\$ 71,626,162	\$ 71,782,144	\$ 155,982
NC VEHICLE TAX	5,051,214	5,368,000	\$ 316,786
FEDERAL GRANTS	15,030,881	14,091,358	\$ (939,523)
FEES	19,541,015	17,613,323	\$(1,927,692)
INTEREST	501,000	6,001,000	\$ 5,500,000
LOCAL REVENUES	170,428	48,000	\$ (122,428)
OTHER GRANTS & DONATIONS	439,097	484,500	\$ 45,403
OTHER REVENUES	468,780	508,550	\$ 39,770
OTHER TAXES	670,000	807,000	\$ 137,000
RENTS	3,080,000	3,050,000	\$ (30,000)
SALES TAX	15,500,000	15,965,000	\$ 465,000
STATE GRANTS	11,712,284	3,489,708	\$(8,222,576)
INTERFUND	12,502,244	12,795,692	\$ 293,448
TRANSFERS IN	8,570,859	5,900,545	\$(2,670,314)
FUND BALANCE APPROPRIATED	8,891,199	9,730,025	\$ 838,826
Grand Total	\$ 173,755,163	\$ 167,634,845	\$(6,120,318)

Property Tax Revenue

As noted, revenue in the 2023-2024 fiscal year is expected to come in higher than the budgeted level. As of April 2024, collections were at 98.8% or approximately \$59,787,590.



Revenue Category	FY21 Actuals	FY22 Actuals	FY23 Actuals	FY24 Amended Budget	FY 25 Recommended Budget
AD VALOREM TAXES	\$ 63,889,893	\$ 66,740,153	\$ 68,858,100	\$ 71,626,162	\$ 71,782,144
NC VEHICLE TAX	5,089,218	5,078,149	5,328,234	5,053,714	5,368,000
Grand Total	\$ 68,979,112	\$ 71,818,302	\$ 74,186,334	\$ 76,679,876	\$ 77,150,144

Sales and Use Tax Levies

Sales tax continues to be the County’s second largest revenue source. Cleveland County has experienced significant growth in sales tax revenue over the last several budget cycles. Included in this year’s budget is sales tax revenue of \$15.97M. This is an increase of approximately three percent compared to 2024 budgeted revenue estimates.

Revenue Category	FY21 Actuals	FY22 Actuals	FY23 Actuals	FY24 Amended Budget	FY 25 Recommended Budget
SALES TAX	\$ 13,185,012	\$ 14,811,944	\$ 16,395,469	\$ 15,500,000	\$ 15,965,000

Occupancy Tax

Occupancy tax represents the six percent revenue share the County receives from our hospitality partners. Over recent years, we have seen substantial growth in this revenue source. There are many drivers behind this increase including construction of the bypass and travel/tourism growth. Cleveland County continues to look for opportunities to recruit additional hotels to the County. For the 2018-2019 fiscal year, the County received slightly over \$430,000. In FY 20 and 21, the county saw a decrease, due to the effect of Covid-19. Occupancy tax has continued to rebound since that point in time. Occupancy Tax for 2024-2025 will be budgeted at \$500,000.

Inspection Fees

Inspection fee revenues increased in preceding years due to pent up demand after the recession. We anticipate activity to continue in the coming years with prospective housing projects and continued economic development activity. The budget has a measured estimate of \$450,000.

Investment Income

Investment income is a barometer of strategic use of un-allocated resources. Staff are constantly evaluating 60, 90, & 120-day cash flow needs to maximize the investment portfolio. As a result of strategic management and increasing rates, investment income grew approximately 8000% between Fiscal Years 2014-2024 (\$84,000 - \$7,000,000).

Investment revenues have continued to grow. A significant component to this growth is the investment of \$105 million in grant funds that will be used to construct the Justice Center. Grant-related investment revenues are used to supplement related grant expenses. The projected investment income for the year-end 2024 is expected to be \$7 million. With projected market conditions to continue, but with the anticipated spending of some grant proceeds, we are budgeting the FY 25 investment income at \$6,000,000.

Federal and State Revenues

Federal and State revenues are predominantly located in the health and human services portion of the budget and are often based on prescribed expenditure reimbursement rates. Due to the reimbursement nature of Department of Health and Human Services (DHHS) funding and matching

requirements, one component of DHHS funding is the County's contribution requirement. The county contribution (\$14.1) and fees charged (\$4.6M) coupled with the federal and state revenue received (\$17M) equal to a total budget allocation for Health and Social Services of approximately \$35.7M.

Other Revenues

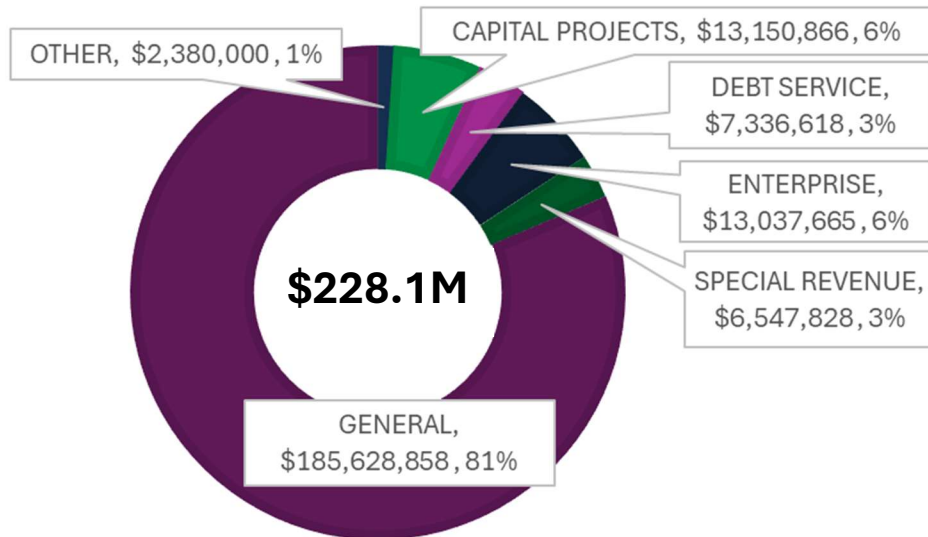
Also included in the FY 24-25 budget are incentive roll-offs in the amount of \$791,000. These roll-offs include Greenheck, T5 @KMII, Hampton Inn and Disney. Over the next two years, Cleveland County will continue to see additional revenue from large incentive roll-offs.

Another area we are expecting to see increased revenues is in PILOT (Payment in Lieu of Taxes) payments from the Catawba Indian Nation. In January 2020, Cleveland County entered into an interlocal agreement with the Catawba Indian Nation. In the FY 25 budget, we are budgeting an additional \$100,000 in revenue generated from Two Kings Casino.

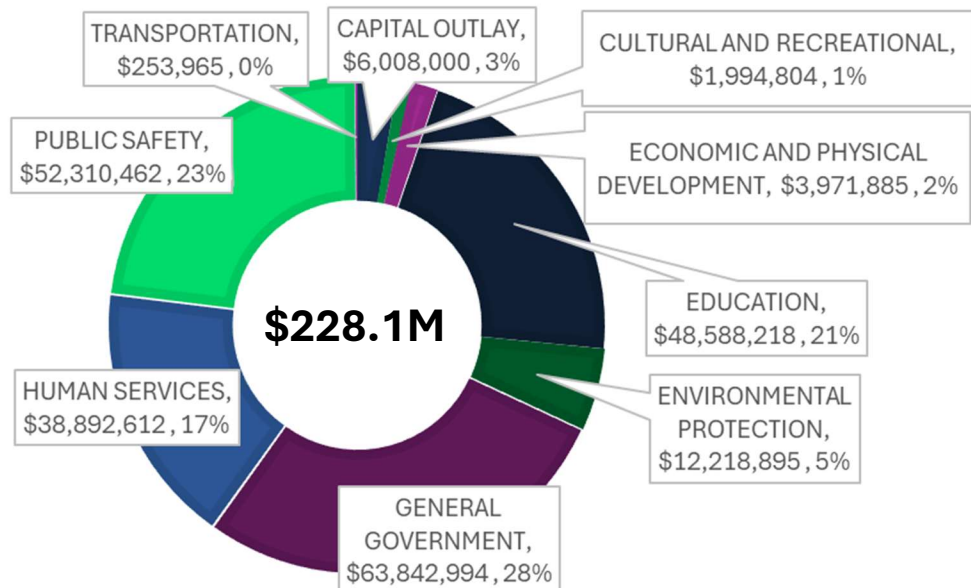
Expenditure Overview

Expenditure Summary

EXPENDITURES BY FUND



EXPENDITURES BY FUNCTION



Operational Highlights

The Cleveland County Register of Deeds, Betsy Harnage, is working on her seventh-year processing and administering passport applications with overwhelming success. This is only being done in a few Registers offices across the State and we applaud this office for offering a new service to the citizens of Cleveland County. The FY 25 Register of Deeds budget includes a (6%) decrease in expenditures.

The Human Resources Department continues to work to support an atmosphere that promotes workplace engagement, employee wellness, and a high performing culture. Included in the 2025 budget is funding for a pay and classification study, as well as funds for employee recognition and awards.

Technology will continue to be a focus for our organization. Our 2025 technology plan captures three primary components: Automation, Data Security, & Customer Interface. Included in the budget for FY 2025 is \$1.2 million for Information Technology (IT) planning and capital. An IT strategic plan was completed in FY 23. Implementation of the plan will be studied as part of the FY 25 budget.

Fiscal Sustainability

Since 2014, it has been a continued goal of the County Commissioners to increase the County's fund balance to the 20% level. Due to intentional budget management, service re-design, and expenditure re-engineering, FY 2023 ended with a fund balance of 21.7%. Fund Balance projections for the FY 2024 year-end are still in process, however, we are confident that our fiscal strategies will maintain a greater than 20% per policy level. The FY 2025 budget was built with this policy in mind.

As recently as 2017, Cleveland County received a bond rating upgrade from S&P/Moody's and is now AA+. This ranks in the top 15% of all counties in the State. This has proven critically important as we have remained aggressive in economic development with shell building financing and with Master Facility Plan improvements.

Debt service management is another vital part of long-term planning and sustainability. As of June 30, 2024, the County will have approximately \$40,820,125 in outstanding debt obligations. Of this \$40.8M, the County General Fund is only responsible for 27.6% of that amount. Cleveland County Schools debt responsibility accounts for \$16,572,971 or 40.6% of the total outstanding. The City of Shelby and Cleveland Community College account for the remaining 15.8%. At this time, 99.5% of the County's debt will be completely liquidated over the next 10 years.

Economic Development

Cleveland County Commissioners continue to prioritize and invest in Economic Development and the recruitment of industry. Workforce development along with product development continues to be the primary focus for long-range success.

In FY 23, Cleveland Community College opened a new advanced manufacturing center. This new community asset provides critical job training infrastructure that will continue to promote a

business-friendly environment and make Cleveland County an attractive place for industry expansion and location. Included in the FY 25 budget is an additional \$250,000 in funding to support the community college. The total funding allocation to Cleveland Community College in the FY 25 budget is \$3,558,872.

The County has budgeted \$164,500 to the Cleveland County Economic Development Partnership (CCEDP) for recruitment of new and expansion of existing business in Cleveland County. Shell Building IV has been completed and CCEDP has seen increased interest and has hosted several company visits in the last few months.

This year will be the second year Cleveland County Government will partner with the Fair Association through implementation of a performance contract approved in 2022. Originally, the budget allocation of \$162,500 was to be appropriated as follows: \$100,000 for capital and the remaining \$62,500 to assist with operations. To accelerate the capital improvements at the Fairgrounds in advance of the 100th Anniversary of the Cleveland County Fair, \$157,500, of the allocation outlined in the performance contract, will be designated for the identified improvements for the next three fiscal years. The Fair Association and Cleveland County partnered to hire consultants to complete a finance/operations and a facility needs assessment at the Fairgrounds. This year, they will work together towards the implementation of strategies outlined in the assessments.

The Foothills Public Shooting Complex continues to see an increase in the number of visitors. This facility is positioned to be a long-term regional travel/tourism draw for Cleveland County. The Complex hosted several tournaments during this past year and has plans of expanding those efforts.

Community Education / Customer Service

The Board of Commissioners have placed an emphasis on community cleanup aimed at reducing litter in Cleveland County. The program has been highly successful and will be continued in the current budget. It includes the involvement of local partners and a marketing campaign that engages the local school system. The 2025 fiscal year budget includes a continued budget appropriation of \$40,000 to provide resources for this project. The team at the Landfill has partnering with Soil and Water Conservation to bring education about litter into the community.

The 2025 fiscal year budget includes \$70,500 in funding for a multi-year engagement to provide advanced GIS imaging, including street level images. This software integrates with our tax software to help identify discrepancies between tax details and structural changes.

Community Wellness

The Commissioners have identified several key initiatives specific to promoting and improving community wellness with the top being an intentional focus on actively engaging in the fight against the opioid epidemic.

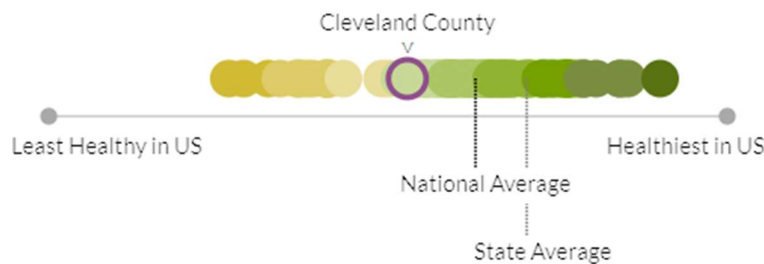
Cleveland County remains outside the top 80 in County population health (In 2024 the County Health Rankings moved away from the ranking numbers and moved to a spectrum of health; I

included the clip below for reference). The primary driver to that ranking remains premature death. Chronic disease such as diabetes, cardiovascular disease, and substance abuse are among the leaders in the premature death category. Almost one-third of our county residents are diabetic or pre-diabetic. Our county’s stroke rate is 80 per 100,000 (which is double the state average) and our overdose rankings are disproportionately high.

One of the biggest obstacles to disease management is access to primary care. On May 15, 2023, through a grant from the State of NC, the County launched a primary care clinic in Cleveland County. The clinic accepts private insurance, Medicare, and Medicaid, and offers services to uninsured individuals on a sliding fee scale based on household income and number of people living in the household. The Care for Cleveland Clinic has been impactful in creating access to care for the nearly 14,000 uninsured residents in Cleveland County.

In addition, the County has purchased a mobile screening bus that will travel to underserved areas of the county to perform preventive screenings such as blood pressure, A1c (blood sugar), and cholesterol. Individuals who need follow-up care based on their results will be referred to primary care at the Care for Cleveland Clinic. In addition, Atrium offers a weekly mobile primary care unit, housed at Washington Outreach Ministry, as well as a community based virtual clinics in the Town of Kingstown, Cleveland Community College, Mt. Zion Baptist Church, Ellis Chapel Baptist Church and Shoal Creek Baptist Church.

Furthermore, the County has supported additional access to outdoor exercise equipment throughout the community to continue to impact premature death through active lifestyles and reducing barriers. This was made possible through partnerships with several of our municipalities located in areas with reduced/limited access to outdoor activities or exercise outlets.



Health & Human Services

The overall appropriation of local funding for the Department of Social Services (DSS) will be \$8,849,150. This represents approximately 37.7% of DSS total \$23,492,638 budget, with the remaining budget being state funds. This local allotment is comparable with our LGC peer counties. This year’s appropriation represents a moderate increase from the prior year of \$91,020. The driver for the majority of the 2024 fiscal year increase is personnel costs. There are additional anticipatory costs budgeted associated with full migration to tailored Medicaid plans, the increased engagement of client interaction, back logs of economic services certifications, and the recognition that a growing portion of our community is reliant upon these services.

The appropriation of local funding for the Public Health Department will be \$2,579,709. This represents approximately 21.1% of the total operating budget of \$12,217,860. This year’s appropriation increased from the prior year by \$202,072. The Public Health Department continues to lead the charge on improving the County’s health ranking and educating citizens on the importance of community wellness. The Public Health Department has approximately 122 full-time equivalent positions.

Public Safety

The total public safety budget for Cleveland County in the 2024-2025 budget is \$52,310,062 and includes the Sheriff’s Office, Detention, Emergency Medical Services (EMS), Emergency Management, and E-911 Communications.

The County Commissioners commitment to public safety investment is most evident when analyzed over time. Public Safety departments have increased significantly more than any other function of County government and has supplanted in matching the funding levels of other similarly situated North Carolina counties. Public safety capital replacement has been a focus of the last several budgets.

Human Capital

The Great Resignation's impact on employers is continuing to develop as ongoing elevated quit levels have led to increased job openings. Many of the services we provide require specialized training and advanced degrees to perform critical services further impacting our ability to be fully staffed.

Cleveland County strives to be an employer of choice. On average, employees receive a benefit package that represents 25-35% of their total annual salary. The total budgeted wages and benefits expense for FY 2025 is \$84,915,507 which equates to an average wage of \$51,428. We recognize that to compete for and retain a highly talented workforce, our wages must be competitive.

Included in the 2025 fiscal year budget is a recommended approach to employee pay that is inclusive of a 3.5% (2% July 1st & 1.5% January 1st) COLA and a pay and classification study. These recommendations will assist Cleveland County in remaining competitive in our recruiting and retention efforts. The FY 2025 budget will continue our performance-based pay program. We have made some minor modifications from the previous year which continue to allow a collective organizational wide performance model. If accomplished, this model creates fiscal savings for the organization that are then re-invested through a performance incentive to the employees – the target for 2025 is three percent (3%). The incentive would be awarded twice during the year on September 15th and March 15th.

- Talent Retention..... > 89% of employees retained
- Health Plan Costs..... < 5% growth in health claims
- Safety Specific Training..... > 85% (2 hours per period)
- Employee Training Completion..... > 70% (2 hours per period)

Included in the FY 25 budget are also improvements to the county's dental plan. The improved plan will allow more expenses to be paid at 100% that will afford better coverage for preventive care. This will increase total reimbursement from \$1,000 to \$2,000 per covered member.

Recommended Staffing Plan

The County Executive Leadership team will remain committed to two points of emphasis in managing the staffing plan for the upcoming fiscal year.

- A.) Position Justification – A formal and data driven review of each vacant position in the organization as it is vacated. The review includes analyzing the potential for cross departmental sharing, technology savings and attrition.
- B.) Position Reclassification - This represents an intentional effort to maximize each FTE position within County government. Our team recognizes that business and service delivery expectations change and that our team should look for opportunities to align current resources with the most appropriate need.

The recommended budget includes the addition of ten full-time equivalent positions and one part-time position. As our community is growing, the Commissioner's strategies change and become more robust. As market conditions change, it is critical to be prepared to make equitable adjustments to our staffing plan. In instances in which position re-classification is not available, we must add additional resources. The additional positions are listed below.

- 1.) **Dental Hygienist II & Dental Assistant** – These positions are necessary to staff the Mobile Dental Clinic, which will allow services to be extended into underserved areas. Both positions will be funded through client generated revenues.
- 2.) **Sheriff's Office – Four Sergeants** will be added to the Patrol Division. These Sergeants will add one additional supervisor per shift to assist in improving response times to calls. The funding sources include; Telephone Revenue Commission, Drug Seizure and Forfeiture Fund, decrease in Annual Capital Outlay resulting in General Fund support for one of the positions. The three remaining Sergeants, all vehicles and equipment will be funded from the identified alternative sources.
- 3.) **Information Technology – Information Systems Manager** will be assigned to the Sheriff's Office to support the reliance on technology to perform the tasks and responsibilities assigned to the Sheriff's Office. The position will be funded through the General Fund.
- 4.) **Solid Waste – Mechanic II** is recommended to be added to the County's Fleet Maintenance Division within Solid Waste. The Fleet Maintenance Division has accepted a broad range of specialized vehicles and equipment, which is resulting in a higher demand for services. The position will be funded through the Enterprise Fund.
- 5.) **Veteran's Services – A part-time Processing Assistant III** is recommended in support of the front desk at Veteran's Services. This additional position is necessary as the number of clients and the need to maintain confidentiality has increased, outpacing the current staffing level. The position will be funded through the General Fund.

6.) **Cleveland Community College – School Resource Officer** is recommended to staff the Early College in partnership with Cleveland County Schools located at the LeGrand Center. The SRO will also be available to support Elizabeth Elementary School as necessary. The position will be funded through a contract with Cleveland Community College.

7.) **Cooperative Extension – Nutrition Education Program Assistant** is recommended in response to the demand for Nutrition Education Services. The position will be funded 50% by North Carolina State University and 50% through the Duke Endowment through June 30th, 2026.

Position Funding Summary

Summary of New Positions

Department	FTE Count	Salary
DENTAL CLINIC	2	\$ 65,701
SOLID WASTE/LANDFILL	1	41,624
INFORMATION TECHNOLOGY	1	62,374
NC EXTENSION	1	21,937
SCHOOL RESOURCE OFFICERS	1	60,000
SHERIFF'S OFFICE	4	208,376
Grand Total	10	\$ 460,012

Summary of all budgeted FTE

Fund#	FundName	FTE Count	Salary Total
10	General Fund	555	\$ 29,154,771
11	DSS	235	11,262,587
12	Health	122	6,537,492
13	Employee Wellness	7	593,557
14	Court	2	69,071
54	Solid Waste	40	1,907,918
55	LeGrand Center	8	308,571
Grand Total		969	\$ 49,833,967

Summary of Vacant Positions as of May 2024

Fund#	FundName	FTE Count	Salary Total
10	General Fund	53	\$ 2,394,812
11	DSS	21	\$ 1,109,397
12	Health	12	\$ 405,157
13	Employee Wellness	1	\$ 100,000
54	Solid Waste	5	\$ 191,526
55	Legrand Center	1	\$ 35,000
Grand Total		93	\$ 4,235,892

General Fund Positions and Salary Total, Includes Vacant Position

Fund#	Fund	Department	FTE Count	Salary Total
10	General Fund	COMMISSIONERS	5	\$ 59,739
		COUNTY MANAGER	9	\$ 717,785
		FINANCE & PURCHASING	14	\$ 842,089
		PROPERTY TAX ADMINISTRATION	24	\$ 1,217,185
		LEGAL DEPARTMENT	3	\$ 216,961
		BOARD OF ELECTIONS	9	\$ 188,953
		REGISTER OF DEEDS	7	\$ 323,042
		INFORMATION TECHNOLOGY	13	\$ 904,891
		TRAVEL & TOURISM	1	\$ 68,946
		HUMAN RESOURCES	11	\$ 742,923
		FACILITIES MAINTENANCE	8	\$ 425,531
		LAW ENFORCEMENT GRANTS	4	\$ 244,428
		SCHOOL RESOURCE OFFICERS	12	\$ 742,822
		SHERIFF'S OFFICE	128	\$ 7,925,859
		DETENTION CENTER (JAIL)	90	\$ 4,918,936
		EMERGENCY MANAGEMENT	4	\$ 237,681
		EMERGENCY MEDICAL SERVICES	112	\$ 4,818,848
		E911 COMMUNICATIONS	23	\$ 1,066,337
		ELECTRONIC MAINTENANCE	3	\$ 241,342
		BUILDING INSPECTIONS	5	\$ 295,035
		PUBLIC FIRING RANGE	6	\$ 225,403
		PLANNING & ZONING	7	\$ 362,696
		ECONOMIC DEVELOPMENT	3	\$ 249,461
		BUSINESS DEVELOPMENT	1	\$ 110,736
		NC EXTENSION	9	\$ 243,711
		SOIL CONSERVATION	2	\$ 110,993
ANIMAL SERVICES	24	\$ 1,002,069		
VETRANS	3	\$ 90,972		
LIBRARY	15	\$ 559,398		
General Fund Total			555	\$ 29,154,771

Other Funds Positions and Salary Total, Includes Vacant Position

Fund#	FundName	Department	FTE Count	Salary Total
11	DSS	DSS - TITLE X	81	\$ 4,838,470
		DSS - ADMINISTRATION	9	\$ 642,073
		DSS - INCOME MAINT	122	\$ 4,648,666
		DSS - IV-D CHILD SUPPORT	23	\$ 1,133,379
	DSS Total		235	\$ 11,262,587
12	Health	PUBLIC HEALTH - ADMIN	9	\$ 484,803
		PUBLIC HEALTH - ADULT HEALTH	7	\$ 431,159
		PUBLIC HEALTH - SCHOOL HEALTH	22	\$ 1,271,884
		PUBLIC HEALTH - HEALTH PROMOTIONS	1	\$ 47,540
		PUBLIC HEALTH - CHILD HEALTH	11	\$ 692,293
		PUBLIC HEALTH - MATERNAL HEALTH	6	\$ 313,349
		PUBLIC HEALTH - FAMILY PLANNING	16	\$ 702,087
		PUBLIC HEALTH - WIC	10	\$ 415,448
		PUBLIC HEALTH - ENVIRONMENTAL HEALTH	12	\$ 782,129
		PUBLIC HEALTH - GRANTS	2	\$ 83,724
		DENTAL CLINIC	5	\$ 192,410
		PUBLIC HEALTH - NURSE FAMILY PARTNERSHIPS	6	\$ 325,372
		PUBLIC HEALTH - CMARC	8	\$ 451,767
		PUBLIC HEALTH - CODAP	1	\$ 46,610
		PUBLIC HEALTH - PRIMARY CARE	6	\$ 296,917
	Health Total		122	\$ 6,537,492
13	Employee Wellne	PUBLIC HEALTH - EMPLOYEE WELLNESS CTR	7	\$ 593,557
	Employee Wellness Total		7	\$ 593,557
14	Court	COURT FACILITIES	2	\$ 69,071
	Court Total		2	\$ 69,071
54	Solid Waste	DISPOSAL/LANDFILL	35	\$ 1,685,759
		COLLECTIONS/MANNED SITES	5	\$ 222,159
	Solid Waste Total		40	\$ 1,907,918
55	Legrand Center	LEGRAND CENTER	8	\$ 308,571
	Legrand Center Total		8	\$ 308,571
Grand Total			969	\$ 49,833,967

County Wellness

Governments across the State are reporting average health care cost increases of 10-15% for Employee Health Insurance. Included in the 2024 budget, Cleveland County is expecting a 0% employer increase in health care premiums. Employee healthcare is paid for by Cleveland County at 100%. Spouse and dependent coverage will remain flat for the 15th consecutive year.

Monthly premiums for employees covered under the plan will also remain flat . Our team is pleased with the continued momentum of managing our health costs with offsetting investments in our workforce. The FY 25 budget includes continuation of disease management programs, YMCA benefits, and improved dental coverage. Minimal increases in healthcare claims compared to governments across the state are indicative of our employees’ commitment to wellness.

Solid Waste Department

This budget includes a 3% increase in tipping fees, as part of a 10-year rate stabilization metric. Rate stabilization is required to prepare for costs associated with additional cells and post-closure. During the FY 24/25, the Solid Waste department will begin permitting for a new cell at the landfill. Construction for this cell is expected to begin in 2026.

Also included in this budget, is funding for a new road that will create access to additional borrow areas within the landfill property. The soil removed from these borrow areas will be used as daily cover for waste in the landfill.

Outside Funded Organizations

Municipal Operating Allotments


Municipal Recreation Grant

Municipal Operating Allotments					
	Budget				
	FY20-21	FY21-22	FY22-23	FY23-24	FY24-25
Kings Mountain	\$ 47,291	\$ 47,291	\$ 47,291	\$ 47,291	\$ 47,291
Boiling Springs	17,637	17,637	17,637	17,637	17,637
Polkville	11,941	11,941	11,941	11,941	11,941
Kingstown	9,537	9,537	9,537	9,537	9,537
Patterson Springs	8,069	8,069	8,069	8,069	8,069
Belwood	7,695	7,695	7,695	7,695	7,695
Lawndale	7,328	7,328	7,328	7,328	7,328
Grover	6,966	6,966	6,966	6,966	6,966
Fallston	6,849	6,849	6,849	6,849	6,849
Casar	5,412	5,412	5,412	5,412	5,412
Waco	5,345	5,345	5,345	5,345	5,345
Mooresboro	5,125	5,125	5,125	5,125	5,125
Earl	4,373	4,373	4,373	4,373	4,373
Lattimore	3,480	3,480	3,480	3,480	3,480
	\$ 147,048	\$ 147,048	\$ 147,048	\$ 147,048	\$ 147,048

Schools

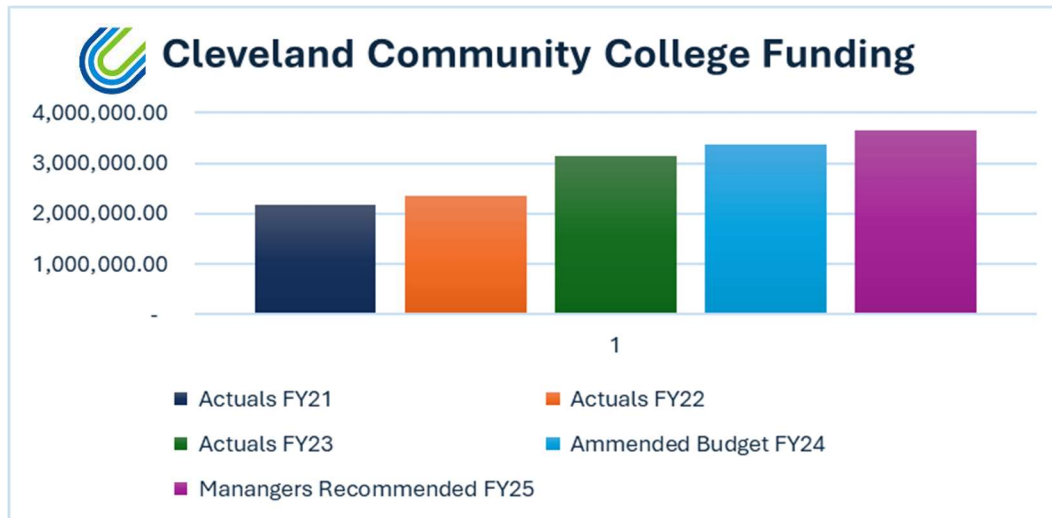
Cleveland County Schools (CCS)

The 2024 county allocation budget totaled \$32,437,740. The County allocation for the upcoming 2025 budget will be \$33,787,740. This represents an increase of 350K for teacher supplements and a one-time appropriation of \$1.0M from CCS Reserves for operating expenditures excluding personnel related costs. As noted, the recommended tax rate for the school system will remain at fourteen cents.

 Funds sent to School	Total Cleveland County Public School Funding			Estimate	Budget
	FY 20-21	FY 21-22	FY 22-23	FY 23-24	FY 24-25
Property Tax Revenue	\$ 12,797,497	\$ 12,797,498	\$ 12,797,496	\$ 12,797,497	\$ 13,797,497
NCVTS Tax Revenue	1,338,771	1,187,648	1,187,652	1,187,648	1,187,648
Sales Tax Revenue	5,248,699	4,162,217	4,162,212	4,162,217	4,162,217
Local Operational Appropriation	10,250,000	10,250,000	10,250,000	10,250,000	10,250,000
Local Capital Appropriation	1,400,000	1,400,000	700,000	700,000	700,000
State Restricted Capital Appropriation	1,450,000	700,000	700,000	700,000	700,000
Commissioner Escrow (Teacher Supplements)			1,740,378	2,640,378	2,990,378
	\$ 32,484,967	\$ 30,497,363	\$ 31,537,738	\$ 32,437,740	\$ 33,787,740

Cleveland Community College (CCC)

Since 2019, County funding has increases by \$1,549,000 and will continue to increase by \$250,000 per year at least through 2028. FY 25 funding for Cleveland Community College will be \$3,648,872.



Other Non-Profits

Cleveland County VFD

The County Fire Service Districts tax rate will remain the same with a consistent rate of 8.75 cents per \$100 of property valuation for all County Fire Districts. The tax rate provides all funding for personnel, operations, and capital for the 12 fire districts in Cleveland County. The budget team has worked closely with the County Fire Commission to forecast future needs and provide appropriate resources to ensure proper coverage limits for Cleveland County citizens. The total allocation is \$5.66M.

	FY 23-24		FY 2024-2025					Annual Change from PY
	Total FY 23-24	Annual Capital	Personnel Budget	Operations Allotment	Percentage Allocation	Total FY 24-25		
Bethlehem	\$ 571,924	\$ 120,000	\$ 180,000	\$ 216,000	\$ 75,950	\$ 591,950	\$	20,026
Boiling Springs	532,392	\$ 120,000	\$ 180,000	\$ 216,000	36,783	552,783	\$	20,391
Casar	533,140	\$ 120,000	\$ 180,000	\$ 216,000	37,482	553,482	\$	20,342
Cleveland	574,113	\$ 120,000	\$ 180,000	\$ 216,000	84,797	600,797	\$	26,685
Fallston	547,824	\$ 120,000	\$ 180,000	\$ 216,000	51,990	567,990	\$	20,166
Grover	513,454	\$ 120,000	\$ 180,000	\$ 216,000	18,441	534,441	\$	20,987
Oak Grove	560,086	\$ 120,000	\$ 180,000	\$ 216,000	64,295	580,295	\$	20,209
Polkville	537,253	\$ 120,000	\$ 180,000	\$ 216,000	41,675	557,675	\$	20,422
Shanghai	529,621	\$ 120,000	\$ 180,000	\$ 216,000	34,264	550,264	\$	20,643
Waco	550,193	120,000	\$ 180,000	216,000	54,323	570,323		20,129
	\$ 5,450,000	\$ 1,200,000	\$ 1,800,000	\$ 2,160,000	\$ 500,000	\$ 5,660,000	\$	210,000

**PARTNERING AGENCY ALLOTMENTS
FOR FISCAL YEAR 2024 - 2025**

AGENCY	REQUESTED		RECOMMENDED		FUNDING REQUEST INFORMATION
	FY22-23	FY23-24	FY24-25	FY24-25 Delta FY23-24	
Cleveland County Arts Council	\$ 9,450	\$ 9,450	\$ 22,000	\$ 9,450	\$ - To continue to provide opportunities for the community. To hold summer art camp, adult classes, continue to have exhibits; host events such as Bowling for Dollars
Gardner Webb University (GWU) Best Program - Changed to (Digitization Project - FY 2022)	\$ -	\$ 4,500	\$ 5,000	\$ 4,500	\$ - Funds will be used as matching grant funds to purchase new digitization equipment for ongoing digitization project in partnership with County, Earl Scruggs Center, GWU Dover Library and GWU Archive
Cleveland County Commission for Women (CCCW)	\$ 900	\$ 900	\$ 900	\$ 1,000	\$ 100 September 2022, Commissioners elected to discontinue oversight of CCCW with agreement to maintain annual County funding. Funds are used to honor and recognize Women and their work in the Community. They also manage the Miss Cleveland County Fair pageant. During the month of March, they hold one event for Women's History Month. Working with Kings Law to establish 501C status.
Abuse Prevention Council	\$ 9,000	\$ 9,000	\$ 10,000	\$ 9,000	\$ - To continue to provide services for victims in Cleveland County. Funding is used as a match to federal grants for basic victim services, specialized services for children witnesses of domestic violence and enhance services for adult survivors of sexual assault.
Kings Mountain Little Theatre (Liberty Mountain)	\$ 10,000	\$ 10,000	\$ 10,000	\$ 10,000	\$ - Support for Liberty Mountain Production in September/October 2025. Funds would be used for regional marketing campaign
Kings Mountain Little Theatre (New Requestor FY 2024)	\$ -	\$ -	\$ 100,000	\$ 50,000	\$ 50,000 Funds will be used toward current \$1.2 million renovation project of Joy Theatre. (Note \$50K was requested in FY 2024)
Cleveland County Health Care Foundation	\$ 50,000	\$ 50,000	\$ 50,000	\$ 50,000	\$ - Year 5 of 5 (Final install of original \$250K agreement)
Town of Fallston (New Requestor FY 2025)			\$ 98,000	\$ 98,000	\$ 98,000 Funds will be used for remaining costs associated with playground structures. Total Budget \$250K - AFP Fund Request \$152K - Request from County \$98K.
Town of Lawndale Volunteer Fire Department	\$ -	\$ 100,000	\$ 20,000	\$ -	\$ (100,000) Purchase Mobile Radios and 4 Walkie Talkies
Cleveland County Economic Development Partnership	\$ 164,000	\$ 164,000	\$ 164,000	\$ 164,000	\$ - \$72K CCEDP Association; \$92K CCEDP Corporation
Cleveland County Fair	\$ 162,500	\$ 167,500	\$ 162,500	\$ 5,000	\$ (162,500) Year 2 of 2 (Final Payment FY 2024). \$100K Capital \$62.5K Operations \$5K Hamfest (411.700 budget line)**Performance contract for 2 years was put in place and FY 2024 was the last year. The FY 2025 (Year 1 of 3) proposed appropriation will be used to satisfy the capital improvements cost(s). The final payment will occur in FY 2027.

AGENCY	REQUESTED		RECOMMENDED		FUNDING REQUEST INFORMATION
	FY22-23	FY23-24	FY24-25	FY24-25 Delta FY23-24	
Transportation Administration of Cleveland County (TACC)	\$ 48,965	\$ 48,965	\$ 48,965	\$ 48,965 \$ -	Funds will be used for Cleveland County's local match for capital expenditures of vehicles, equipment, administrative grants and rural general public transportation. Fuel costs have increased over 200% from previous year for TACC. Costs of vehicle replacement went from \$63K to \$96K. Increase will allow TACC to provide safe transportation to citizens.
Transportation Administration of Cleveland County - West End Reach Project (FY 2025 - 100% County Funded)				\$ 30,000 \$ 30,000	Expenditure was being paid from 40.238.5.700.00 (FY18 - FY22) and then 40.210.5.700.00 (FY 2023-FY 2024) per previous management. Partners' Fund Balance on hand with County was being used to offset a portion of the costs until it was depleted in FY 2023. The County is now funding the entire amount. This is free public transportation rides, which started in October 2017 through Partnership for Community Prosperity - West End Reach Transit.
Cleveland County Rescue Mission	\$ -	\$ -	\$ -	\$ - \$ -	
Partners Behavioral Health Management	\$ 545,500	\$ 511,500	\$ 463,300	\$ 463,300 \$ (48,200)	Whole person care including behavioral health, physical health and pharmacy services.
Washington Outreach Ministry	\$ 13,500	\$ 13,500	\$ 30,000	\$ 13,500 \$ -	To continue restocking shelves for Emergency Food Pantry and providing mobile pantries in communities in the County for distribution to families in food insecure areas. The funding will also support our Healthcare, Summer feeding program and Homeless Initiative to the unsheltered population of the County.
Boys & Girls Club	\$ 27,000	\$ 27,000	\$ 80,000	\$ 80,000 \$ 53,000	Requested \$20K Quarterly Payments (July, October, January, April) to support ongoing efforts to expand services to under-served youth in Cleveland County. Increase represents additional students being served and to continue to serve the after-school programs at Cleveland County Schools. Also assist with anticipated \$150K funding short fall due to increased operational expenses.
Mount Calvary Community Health Clinic	\$ 50,000	\$ -	\$ 50,000	\$ 50,000 \$ 50,000	Provides healthcare to Cleveland County and those that are underserved. Funding will assist with the purchase of lab tables, chairs, medical/covid supplies and equipment. Additional furniture and workstations for tele-presenters/nurses. Clinic will also be expanding into behavioral health (NOTE: No funding provided by County in FY 2024 as Mount Calvary received grant which has ended)
Cleveland County YMCA (New Requestor FY 2025)	\$ -	\$ -	\$ 35,000	\$ - \$ -	YMCA has set Mental Health Services at three County YMCA branches. It is critical to ensure all people have access to services not just YMCA members. They are requesting funding through Partners Behavioral Health funding to be used for marketing, financial assistance and program delivery. (NOTE: Partners no longer has any Fund Balance available through the County - those funds were depleted in FY 2023)
Cleveland Community College Operations/Capital	\$ 3,058,872	\$ 3,308,872	\$ 3,558,872	\$ 3,558,872 \$ 250,000	Year 2 of 5 (+250K) Operations; \$480K Capital (No formal request received in Finance. County Manager typically provided appropriation figures for budget)

AGENCY	REQUESTED			RECOMMENDED		FUNDING REQUEST INFORMATION
	FY22-23	FY23-24	FY24-25	FY24-25	Delta FY23-24	
Mauney Memorial Library Kings Mountain	\$ 67,500	\$ 67,500	\$ 490,000	\$ 67,500	\$ -	Assist City of Kings Mountain with 70% of projected operating costs for library
Boiling Springs YMCA Library	\$ 18,000	\$ 18,000	\$ 22,000	\$ 18,000	\$ -	Request increase to help them grow and continue providing service to community
Broad River Greenway	\$ 36,000	\$ 36,000	\$ 58,850	\$ 36,000	\$ -	Trail Maintenance \$10K; Trailer to haul Compact Loader \$8,500; Bathroom Supplies \$1K; Terminix \$600; Bobcat Maintenance \$500; Enclosure picnic shelter to create office space \$25K; Security to extend daylight coverage and peak usage hours \$8,750; Pump Septic System \$500; Internet on South Side \$4K; Additional Park Ranger \$52K (This is paid directly to Town of Boiling Springs)
Kings Mountain Greenway Trail	\$ 25,000	\$ 25,000	\$ 25,000	\$ 25,000	\$ -	Trail upkeep and supplies \$6,500; Contract cleaning of restrooms \$3,500; Part time Ranger \$15K
Communities in Schools	\$ 57,870	\$ 57,870	\$ 64,300	\$ 40,000	\$ (17,870)	To continue to offer school based programming, mentoring program. Continue to maintain partnership with CCS to assist with grant applications, represented on board of directors. Information stated that in 2003 Cleveland County Commissioners advised it would reallocate \$58,500 match to CCS designated as CIS to continue the support of CIS and its relationship with CCS.
Kings Mountain Historical Museum	\$ 18,900	\$ 18,900	\$ 20,000	\$ 20,000	\$ 1,100	To continue to support their needs and to be able to increase their offerings to the public, schools and improve the collections care. To be able to continue to offer services for free.
Destination Cleveland County (Earl Scruggs Center)	\$ 76,500	\$ 76,500	\$ 85,000	\$ 76,500	\$ -	Continue to oversee Cleveland County's Historic Collection of over 17K pieces. To be able to provide free exhibit admission to County residents; increase programming offerings.
City of Kings Mountain - Patrick Senior Center	\$ 29,700	\$ 29,700	\$ 490,000	\$ 29,700	\$ -	Assist City of Kings Mountain with 70% of projected operating costs for the Senior Center.
Council on Aging	\$ 138,632	\$ 138,632	\$ 138,632	\$ 138,632	\$ -	Includes \$29,266 County match for Meals on Wheels/Congregate Meals prog; remaining funds will be used to ensure continued operations for all programs as normal without a decrease in services.
American Legion World Series A37:L44	\$ 425,000	\$ -			\$ -	
American Legion World Series - Local		\$ 200,000	\$ 275,000	\$ 200,000	\$ -	ESPN Coverage, Stadium Maintenance, Marketing, Office Support, Special Events
American Legion World Series - National		\$ 150,000	\$ 150,000	\$ 150,000	\$ -	National Guarantee
American Legion Honor Guard	\$ -	\$ -	\$ -	\$ -	\$ -	Rifle maintenance and repair, purchase of ammunition, uniform items for Honor Guard members, Service flags and POW/MIA flags; transportation expenses
Post 82 Foundation (New Requestor FY 2024)	\$ -	\$ -	\$ -	\$ -	\$ -	NEW REQUESTOR FY24. To support youth and veteran programs. Baseball \$49,279; Softball \$9,460; Veterans Assistance \$4K; Youth Programs \$12,468; Post 82 building \$1,900; Capital Expenses \$14,340
Town of Boiling Springs (New Request FY 2025)	\$ -	\$ -	\$ 50,000	\$ -	\$ -	\$25K initial contract with Retail Strategies; \$15K installation of fiber; \$10K fund completion of a joint training facility for BSPD/BSFD along Clearwater Road - adjacent to Town's solid waste dump.

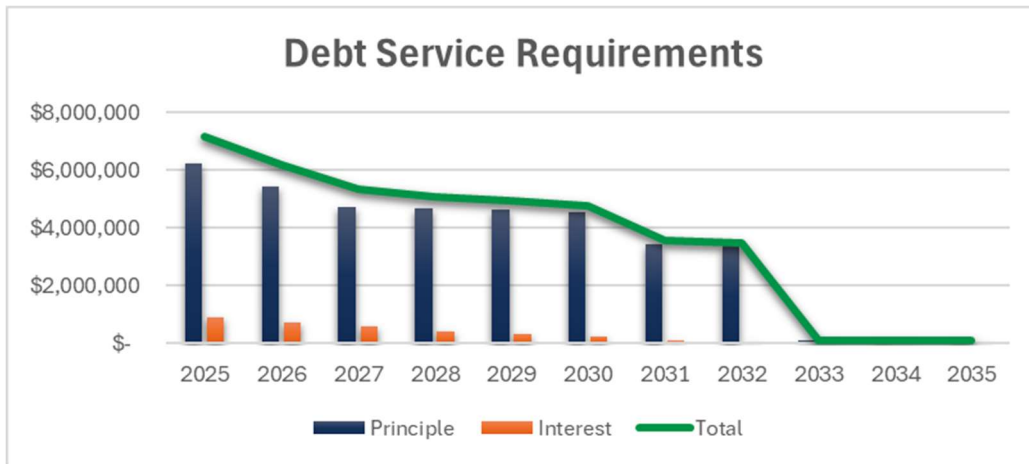
AGENCY	REQUESTED		RECOMMENDED		FUNDING REQUEST INFORMATION
	FY22-23	FY23-24	FY24-25	FY24-25 Delta FY23-24	
Kings Mountain Crisis Ministry (New Request FY 2025)	\$ -	\$ -	\$ 8,000	\$ - \$ -	More people requesting assist with utilities and rent within Cleveland County. Non-profit started in 1970 for needs in Kings Mountain School District but has grown and now assists families in all part of Cleveland County.
Cleveland County Chamber of Commerce (New Request FY 2025)	\$ -	\$ -	\$ 45,000	\$ - \$ -	Chamber is requesting funding for staffing to support the Visitor Information Center. Staffing has decreased from 5 to 4 employees with increased membership from 325 to 619.
Cleveland County Chamber Foundation (New Request FY 2025)	\$ -	\$ -	\$ 85,000	\$ - \$ -	Chamber Foundation was resurrected in 2023 after no activity for almost a decade. Request \$20K to replace 1985 HVAC unit; \$65K to replace 38 year old flooring.
Kings Mountain Farmers Market (Foothills Farmers Market) (New Request FY 2025)		\$ 15,000	\$ 15,000	\$ 15,000 \$ -	To be used to assist with payroll, advertising, trailer
Foothills Farmers Market - Shelby		\$ 30,000	\$ 30,000	\$ 30,000 \$ -	
Kings Mountain Touchdown Club (New Requestor FY 2025)			\$ 25,000	\$ 50,000 \$ 50,000	NEW REQUESTOR FY25. To support Kings Mountain High School to improve outdated athletic facilities. Current pledges are running out.
Community Math Academy (New Request FY 2025)			\$ 20,000	\$ 20,000 \$ 20,000	NEW REQUEST FY25. This is a community supported summer program with the goal of tutoring students in mathematics. The average per student cost is \$600. The proposed allocation would fund approximately 33 students.
	\$ 5,042,789	\$ 5,288,289	\$ 7,005,319	\$ 5,561,919 \$ 273,630	

New Request FY 2025
 New Request FY 2024

Capital & Debt

Current Debt

At this time, 99.5% of the County’s debt will be liquidated over the next 10 years. The chart below outlines how the \$40,820,125 in outstanding debt obligations will be paid off.



Bond Rating

In 2017 Cleveland County was upgraded to an “AA+” rating from Standard & Poor’s and an “Aa1” rating from Moody’s Investors Service for general obligation debt.

Capital

The County defines a capital expenditure as any outlay of \$5,000 or more that results in the acquisition or improvement of property or assets that have useful lives greater than one year. This is different from a current asset which is used up or expended in one year. Capital asset categories include land, buildings, improvements to facilities, infrastructure, and equipment.

All potential capital projects are evaluated in terms of their technical, political, and financial viability. In Cleveland County, the best practice is to use a variety of inputs to make budgetary decisions, including judgments and experience by those within the organization.

The following pages detail the FY 25 capital requests and approved capital expenditures, by department. Some departments have specific requests that end up not being funded, and some departments are allotted a total capital amount and are instructed to use their own discretion to decide what to fund for the current year. The total FY 25 capital budget is \$8,056,527.



Department	Capital Request	FY2023-2024 Approved	FY 2024-2025 Amount	FY 24-25 Amount Recom
Tax Admin		FY2324 Approved Budget Amount \$ 73,079.00		
	AQ2 Aqurit Check Scanning/Payment processing hardward & software	-	12,857.00	12,857.00
	Just Appraised deed transaction software to make property transfers more efficient		21,500.00	-
	Comper Pro by Spatialest Inc - to aid staff appraisers and citizens on finding comparably valued properties to defend or justify an appeal decision	-	17,900.00	-
Total Tax Admin (415)			\$ 52,257.00	\$ 12,857.00
Board of Elections		FY2324 Approved Budget Amount \$ 20,000.00		20,000.00
	Voting Booths (Model 2000) Qty 100	-	20,000.00	20,000.00
	Tabulators (DS300). Current ones (DS200) will reach end of 15 yr life span in 2026			
Total BOE (418)			\$ 20,000.00	\$ 20,000.00
Information Tech		FY2324 Approved Budget Amount \$ -		
	Domain Upgrade (Servers & Licenses)		-	
	AS400 Upgrade (BI/EH/Tax/History)		-	
	IT Per 5 Year Plan		1,379,000.00	1,379,000.00
Total Information Tech (421)			\$ 1,379,000.00	\$ 1,379,000.00
			***Moved to 040	
Human Resources		FY2324 Approved Budget Amount \$ -		
	SUV		30,000.00	-
Total Human Resources (423)			\$ 30,000.00	\$ -
Maintenance		FY2324 Approved Budget Amount \$ 53,805.00		-
	F-250 - 4 Wheel Drive Truck		45,000.00	
	Fire Alarm System - Library		45,270.00	45,270.00
	Upgrade Jacs Health Dept - HVAC "Brain"		40,000.00	
	Upgrade Jacs LeGrand - HVAC "Brain"		40,000.00	
	Roof - KM EMS Base		50,000.00	
	Roof - Animal Shelter		40,000.00	
Total Maintenance (426)			\$ 260,270.00	\$ 45,270.00

Department	Capital Request	FY2023-2024 Approved	FY 2024-2025 Amount	FY 24-25 Amount Recom
SRO		FY2324 Approved Budget Amount \$ 100,000.00		
	2025 Ford Explorer 4 @ \$43,541.32		174,166.00	
	3% Highway Use Tax 4 @ \$1,306.24		5,225.00	
	Wrap Doors White/Letter 4 @ \$675		2,700.00	
	Safety Equipment on Vehicle 4 @ \$6990.09 (lights, sirens, cage, mobile radio, etc)		27,961.00	
	MDT Laptops for Vehicles 4 @ \$2,157		8,628.00	
	Sig Handguns w/Red Light/Holster 4 @ \$1,096		4,384.00	
Total SRO (440)			\$ 223,064.00	\$ 100,000.00
Sheriff's Dept		FY2324 Approved Budget Amount \$ 975,000.00		
	2025 Ford Explorer 30 @ \$43,541.32		1,306,240.00	
	3% Highway Use Tax 30 @ \$1,306.24		39,188.00	
	Wrap Doors White/Letter 30 @ \$675		20,250.00	
	Safety Equipment on Vehicle 30 @ \$6,990.09 (lights, sirens, cage, mobile radio, etc)		209,703.00	
	MDT Laptops for Vehicles 20 @ \$2,157		43,140.00	
	Sig 320 Handguns w/Red Light/Holster 22 @ \$1,096		24,112.00	
	Zro Delta Rifles w/Optics, Sling, Mount, Flashlight, Magpul... 15 @ \$1273.50		19,103.00	
	Sig Sauer 365x3.7 w/Romeo Optis for Narc 10 @ \$660		6,600.00	
	Utility Pedestal Camera Surveillance System		7,195.00	
	KeyCafe Key Tracking System		8,222.00	
	2024 Dodge 2500 Truck for CrimeScene Investigators		48,978.00	
	3% Highway Use Tax on Crime Scene Truck		1,470.00	
	Wrap Doors White/Letter Crime Scene Truck		1,000.00	
	Autel Evo Max 4N Drone W/Batteries		13,556.00	
Total Sheriff's Dept (441)			\$ 1,748,757.00	\$ 875,000.00
Detention Center		FY2324 Approved Budget Amount \$ 125,000.00		
	2025 Ford Explorer 2 @ \$43,541.32		87,083.00	
	3% Hwy Use Tax 2 @ \$1,306.24		2,613.00	
	Wrap Doors White/Letter 2 @ \$675		1,350.00	
	Safety Equipment on Vehicle 2 @ \$6,990.09 (lights, sirens, cages, mobile radio, etc)		13,981.00	
	MDT Laptops for Vehicles 2 @ \$2,157		4,314.00	
	Detention Walkie Talkies 10 @ \$530		5,300.00	
	Sig Handguns w/Red Light/Holster 2 @ \$1,096		2,192.00	
Total Detention Center (444)			\$ 116,833.00	\$ 90,000.00

Department	Capital Request	FY2023-2024 Approved	FY 2024-2025 Amount	FY 24-25 Amount Recom
EMS		FY2324 Approved Budget Amount \$ 224,708.00		
	Body Armour (Bullet Proof Vest Universat Fit NAR) 50 @ \$1,045/ea		54,000.00	54,000.00
	Panasonic Toughbooks 5 @ \$4K/ea		20,000.00	-
	Motorola Vehicle Adapter 10 @ \$1,400/ea		14,000.00	-
	Stryker Batteries 28 @ \$900/ea		25,500.00	-
	Vehicle Graphics 9 @ \$4K/ea		36,000.00	-
	20KW Standby Generators for Bases 7 @ \$19,374/ea		140,000.00	-
	LP15 Monitor Defiberlator 4 @ \$50K/ea		200,000.00	50,000.00
	Motorola APX8000 Portable Radios 20 @ \$7K/ea		140,000.00	140,000.00
	Vehicle Lighting Upfit 9 @ \$5,500/ea		50,000.00	-
	Masimo RAD-97 (Vital Signs Monitor 6 @ \$5K/ea		30,000.00	-
	Geriatric Training Manakin		30,000.00	-
	Tahoes 4x4 9@\$45K		405,000.00	-
	Hurst Spreader eDraulic		12,000.00	12,000.00
	Hurst Cutter eDraulic		10,000.00	10,000.00
	Hurst Ram eDraulic		9,000.00	9,000.00
	Light Duty Rescue Truck		254,000.00	-
	OneBoat Rescue Boat(s) Double Stack Trailer		105,000.00	-
	Lenco BearCat Armoured Ambulance		480,000.00	-
Total EMS (446)			\$ 2,014,500.00	\$ 275,000.00
E911		FY2324 Approved Budget Amount \$ 7,800.00		
	Priority Disptach ProQA		84,872.00	
	CentraSquare EFD Protocol		5,720.00	
Total E911 (26.454)	*Part covered by FD26 E911		\$ 90,592.00	\$ -
Electronic Maintenanc		FY2324 Approved Budget Amount \$ 250,000.00		
(5.421.00)	Motorola 800MHz Trunking System (Yr 5 of 8)		314,559.00	
	Life Cycle Mgmt for Trunking Sys Radios-50 per yr		250,000.00	
	Cisco Systems @ HD/DSS Network, Phone, Wireless		175,000.00	
Total Electronic Maintenance (449)			\$ 739,559.00	\$ 250,000.00
Building Inspections		FY2324 Approved Budget Amount \$ 40,000.00		
	Chevrolet Truck plus Hwy Use Tax		48,000.00	
Total Building Inspections (450)			\$ 48,000.00	\$ -

Department	Capital Request	FY2023-2024 Approved	FY 2024-2025 Amount	FY 24-25 Amount Recom
Shooting Range	FY2324 Approved Budget Amount	\$ 34,000.00		-
	SUV for Range Director		34,000.00	-
	Mini Pavilions for Range Expansion in 22-23 (Funding req'd 22-23 yr)		40,000.00	40,000.00
	Security Cameras		-	-
	3D Archery Targets		8,000.00	-
	Steel Targes (Metal Madness & Steel Challenge)		-	-
	Equipment Upgrades-Targets		10,000.00	-
	Skeet/Trap Machines, other range equipment		8,000.00	5,000.00
	Grease Trap Concession Building		15,000.00	-
Total Shooting Range (470)			\$ 115,000.00	\$ 45,000.00
Planning/Zoning	FY2324 Approved Budget Amount	\$ -		
	Permit Software		160,000.00	
Total Planning/Zoning (491)			\$ 160,000.00	\$ -
Cooperative Ext	FY2324 Approved Budget Amount	\$ -		
	15 Passenger Van	-	54,021.00	
	3% Hwy Use Tax		1,620.00	
Total Cooperative Ext (495)			\$ 55,641.00	\$ -
Soil Conservation	FY2324 Approved Budget Amount	\$ -		
	Ford F150 Ext Cab 4x4 Truck (Current truck mileage 109,502)		44,000.00	-
Total Soil Conservation (498)			\$ 44,000.00	\$ -
Animal Services	FY2324 Approved Budget Amount	\$ 216,780.00		
	(2) Full Size Trucks w/extra towing capacity		90,000.00	
	(2) Jackson Creek Truck Dog Boxes		54,000.00	
	Cargo Van		60,000.00	
	Kennel Gates - For State Compliance		58,500.00	
	Radiograph		60,000.00	
	Renovation for Radiograph (estimated)		15,000.00	
	Anesthesia Monitor w/Stand		10,000.00	
	Play Yard - All Weather Cover		25,000.00	
	Cat Kennels		44,000.00	
	Renovation for Cat Kennel Expansion (estimated)		35,000.00	
	Renovation to decrease noise in treatment area (estimated)		5,000.00	
	Ultrasound Machine Bundle		25,000.00	
	Commerical Washer & Dryer		22,000.00	
	Renovation for Washer/Dryer (estimated)		10,000.00	
Total Animal Services (542)			\$ 513,500.00	\$ 250,000.00

Department	Capital Request	FY2023-2024 Approved	FY 2024-2025 Amount	FY 24-25 Amount Recom
Library	FY2324 Approved Budget Amount	\$ -		
	HPE J9778A 48 port \$1250; Panduit Patch Panel (six) \$1800; HP 25 10G-48 \$500; Cisco 3900 Router \$800; Juniper SSG 550M Secure Services Gateway \$300; Cisco 3800 Series Router \$400; Cisco Catalyst 2960 Series Switch \$400	-	5,450.00	
Total Library (611)			\$ 5,450.00	\$ -
LeGrand Center	FY2324 Approved Budget Amount	\$ -		
	Conference Tables, Chairs, Banquet Chairs Repair/Replace		100,000.00	
	Replace carpet squares in common areas, conference rooms, ballrooms		90,000.00	-
	Railing and concrete repairs around LeGrand Ctr (outdoors)		175,000.00	-
Total LeGrand Center (55.480)			\$ 365,000.00	\$ 215,000.00
DSS	FY2324 Approved Budget Amount	\$ 62,000.00		
	Laptops w/Software 40 @ \$2500/ea-replacement of 5 yrs and older		100,000.00	
	Printers 25 @ \$300/ea - replacement of 5 yrs and older		7,500.00	
	Scanners 25 @ \$1100/ea - replacement of 5 yrs and older		27,500.00	
	Monitors 11 @ \$200/ea - replacement of 5 yrs and older		2,200.00	
	NAS Server - replacement of 5 yrs and older		12,000.00	
	Traverse Software (Child Welfare) (Verbal Quote-Chris Mease)		230,000.00	
	Laptops w/Software 15 @ \$2500/ea - New Medicaid/FNS Team		37,500.00	
	Printers 15 @ \$300/ea - New Medicaid/FNS Team		4,500.00	
	Scanners 15 @ \$1100/ea - New Medicaid/FNS Team		16,500.00	
	Dual Monitors 30 @ \$200/ea - New Medicaid/FNS Team		6,000.00	
	Docking Stations 15 @ \$240/ea - New Medicaid/FNS Team		3,600.00	
	Keyboard, Mouse, Soundbar, Bag 15 @ \$200/ea - New Medicaid/FNS Team		3,000.00	
	Replacement Car (Mid Size)		23,650.00	
	Demolition of Legal Suite to house Medicaid/FNS Team		10,000.00	
	Modulars for Legal Suite to house Medicaid/FNS Team		44,032.00	
Total DSS (11.506)			\$ 527,982.00	\$ 77,000.00
Environmental Health	FY2324 Approved Budget Amount	\$ 33,000.00		
	Ford F150 4x4		41,659.00	
	3% Hwy Use Tax		1,250.00	
Total Environmental Health (12.541)			\$ 42,909.00	\$ -



Department	Capital Request	FY2023-2024 Approved	FY 2024-2025 Amount	FY 24-25 Amount Recom
LANDFILL & MANNED SITES				
910.00		FY2324 Approved Budget Amount \$ 437,275.00		
	Wired Foot Petal Welder		11,126.00	11,126.00
	Flatbed Tilt Gooseneck Trailer		22,990.00	22,990.00
	2014 Genie Boom		26,500.00	26,500.00
	F250 4x4 Crew Cab		59,498.00	59,498.00
	2-Snow Plows (\$9950/ea)		19,900.00	19,900.00
	2-Salt Spreaders (\$12900/ea)		25,800.00	25,800.00
			165,814.00	165,814.00
910.01		FY2324 Approved Budget Amount \$ 223,205.00		
	Certified Rebuild 826K Eq#898009		612,798.00	612,798.00
	Undercarriage D6 Dozer Eq#898695		47,094.00	47,094.00
	Cat Plus Wheels for 2-Compactors Eq#898009 & 896550		140,352.00	140,352.00
	Offroad Truck Motor/Transmission		100,000.00	100,000.00
			900,244.00	900,244.00
Total Landfill (54.473)			\$ 1,066,058.00	\$ 1,066,058.00
910.00		FY2324 Approved Budget Amount \$ 231,400.00		
	DTEL Cameras for Sites		36,000.00	36,000.00
910.01		FY2324 Approved Budget Amount \$ 70,000.00		
	Transmission or Engine Rebuild for Rolloff Trucks		70,000.00	70,000.00
Total Manned Sites (54.474)			\$ 106,000.00	\$ 106,000.00

Revenue and Expenditure Details

The following pages are the full details of the County Budget. The table is sorted by Revenue or Expense, by Fund, by Department and finally by Account. It is difficult to publish a list of details without listing hundreds of pages. We have made our best effort to provide the details in a readable format.

You may have to follow the report backwards or forwards to find the title of the department you are looking at.

The six columns listed are FY2022-2023 actuals, FY 2023-2024 Amended Budget Amount, FY 2024-2025 Department Requests, FY 2024-2025 Manager’s Recommended Budget, the Change from the Manager’s Recommended Budget as compared to the FY 2023-2024 Amended Budget, and previous change as a percentage of the Amended Budget.

In this example for the General Fund, you see Department 412 Total, followed by the next department, Finance & Purchasing. This is department 413 and the details of every account in this department’s budget is listed in alphabetical order.

Example

Type/Fund/Department/Account	FY24				\$ Change from Amended	% Change from Amend
	FY23 Actuals	Amended Budget	FY25 Dept Request	FY25 Manager		
PROFESSIONAL SERV	7,405	14,953	30,267	10,000	10,000	-67%
RETIREMENT	84,493	72,215	107,803	102,500	101,035	-5%
SALARIES/WAGES-P/T	13,197	1,421	9,000	10,500	10,350	17%
SALARIES/WAGES-REG	818,143	604,439	847,573	753,674	742,907	-11%
SOCIAL SECURITY TAXES	42,285	36,541	52,634	47,379	46,702	-10%
TELECOMMUNICATIONS	5,629	3,443	5,000	5,000	5,000	0%
TRAVEL/TRAINING	12,825	8,741	33,360	42,000	42,000	26%
412 Total	1,242,405	937,424	1,359,232	1,212,201	1,198,337	-10%
FINANCE & PURCHASING						
413						
AUTOMOTIVE SUPPLIES	170	25	700	1,000	1,000	43%
AWARDS/APPRECIATION	283	-	600	600	600	0%
CAPITAL EQUIPMENT	28,263	-	-	-	-	-
CONTRACTED LABOR	-	18,644	19,425	7,000	7,000	-64%
CONTRACTED SERVICES	58,795	142,522	189,117	105,110	105,110	-44%
DENTAL INSURANCE	2,175	1,500	2,240	2,240	2,240	0%



Type/Fund/Department/Account	FY24		FY25 Dept Request	FY25 Manager	\$ Change from Amended	% Change from Amend
	FY23 Actuals	Amended Budget				
Revenue						
10						
NON DEPARTMENTAL						
000						
CAPITAL LEASE PROCEEDS	1,341,185	-	-	-	-	
IT SUBSCRIPTION PROCEEDS (GASB96)	469,819	-	-	-	-	
LOAN PROCEEDS	445,136	-	-	-	-	
000 Total	2,256,140	-	-	-	-	
GENERAL REVENUES						
410						
ABC PROFITS	216,924	125,000	200,000	200,000	75,000	60%
AD VALOREM TAXES-2010	-	-	-	-	-	
AD VALOREM TAXES-2011	-	-	-	-	-	
AD VALOREM TAXES-2012	640	-	-	-	-	
AD VALOREM TAXES-2013	6,529	-	-	-	-	
AD VALOREM TAXES-2014	10,781	-	-	-	-	
AD VALOREM TAXES-2015	14,427	-	-	-	-	
AD VALOREM TAXES-2016	16,433	-	-	-	-	
AD VALOREM TAXES-2017	23,137	-	-	-	-	
AD VALOREM TAXES-2018	42,328	-	-	-	-	
AD VALOREM TAXES-2019	72,412	-	-	-	-	
AD VALOREM TAXES-2020	127,473	-	-	-	-	
AD VALOREM TAXES-2021	423,521	-	-	-	-	
AD VALOREM TAXES-2022	54,094,029	625,000	-	-	(625,000)	-100%
AD VALOREM TAXES-2023	-	60,521,547	625,000	625,000	(59,896,547)	-99%
AD VALOREM TAXES-2024	-	-	55,312,029	55,312,029	55,312,029	
AD VALOREM TX-2020 NCVTS	-	-	-	-	-	
AD VALOREM TX-2021 NCVTS	-	-	-	-	-	
AD VALOREM TX-2022 NCVTS	-	-	-	-	-	
AD VALOREM TX-2023 NCVTS	5,314,341	-	5,365,500	5,365,500	5,365,500	
AD VALOREM TX-2024 NCVTS	-	-	-	-	-	
ADMIN SERVICES ALLOCATION	184,667	97,500	97,500	-	(97,500)	-100%
ADVERTISING	8,996	5,000	5,000	5,000	-	0%
CLEVELAND CUP 5K	3,942	4,800	4,800	4,800	-	0%
COMPUTER OVERS/SHORTS	-	-	-	-	-	
CREDIT CARD USAGE REBATE	78,440	70,000	80,000	80,000	10,000	14%
DISCOUNTS ON TAXES	(153,691)	-	-	-	-	
DMV NCVTS INTEREST	13,893	2,500	2,500	2,500	-	0%
F/CLOSE EXECUTION FEE	-	-	-	-	-	
F/CLOSE JUDGEMENT FEE	1,350	-	-	-	-	
F/CLOSE SHERIFF FEE	45	-	-	-	-	
FORECLOSURE ADMIN FEE	22,069	-	-	-	-	
FORECLOSURE ADVERTISE FEE	5,187	5,000	5,000	5,000	-	0%
FORECLOSURE DEED RECORDNG	-	-	-	-	-	
FORECLOSURE POSTAGE FEE	291	-	-	-	-	
FRANCHISE FEES	216,112	290,000	250,000	250,000	(40,000)	-14%
FUND BALANCE APPROPRIATED	-	3,639,027	8,320,425	6,897,645	3,258,618	90%
GARNISHMENTS ON TAXES	44,748	75,000	75,000	75,000	-	0%
GASOLINE ROAD TAX REFUND	-	-	-	-	-	
GROSS RECEIPTS TAX-COUNTY	81,214	50,000	57,000	57,000	7,000	14%
HEAVY EQUIP TAX	25,403	25,000	25,000	25,000	-	0%
INTEREST INCOME LEASES	367	-	-	-	-	
INTEREST ON DELINQUENT TA	271,204	207,500	207,500	207,500	-	0%
INTEREST ON INVESTMENTS	2,012,995	500,000	6,000,000	6,000,000	5,500,000	1100%
LEASE REVENUE GASB 87	147,113	-	-	-	-	
LOCAL OPTION SALES TAX	16,350,398	15,500,000	15,965,000	15,965,000	465,000	3%
LOCAL REV-BEER/WINE EXCISE TAX	226,790	-	-	-	-	
LOCAL REVENUE-DCC	-	-	-	-	-	



Type/Fund/Department/Account	FY24		FY25 Dept Request	FY25 Manager	\$ Change from Amended	% Change from Amend
	FY23 Actuals	Amended Budget				
LOCAL REV-PARTNERS RENT	-	-	-	-	-	-
MISCELLANEOUS REVENUE	21,598	35,000	35,000	35,000	-	0%
NCACC SHARED BUD EXP	1,200	-	-	-	-	-
OCCUPANCY TAX	654,984	450,000	500,000	500,000	50,000	11%
OTHER UNITS SHARE BUD EXP	-	-	-	-	-	-
PAYMENT IN LIEU OF TAXES	164,180	300,000	400,000	400,000	100,000	33%
PAYMENT OVERS/SHORTS	281	-	-	-	-	-
PRIOR YEARS	-	-	-	-	-	-
REIMBURSEMENT RESOLUTION ALLOCATIONS	-	1,500,000	-	-	(1,500,000)	-100%
RENTS	2,945,474	3,080,000	3,050,000	3,050,000	(30,000)	-1%
RENTS-SHELBY STAR	-	-	-	-	-	-
SALE OF FIXED ASSETS	46,362	25,000	25,000	25,000	-	0%
SALE OF FORECLOSURES	2,431	-	-	-	-	-
SALE OF LAND	-	-	-	-	-	-
SALE OF SURPLUS EQ/SUPPLY	5,459	4,500	4,500	4,500	-	0%
SALES TAX CATAWBA INDIAN	45,071	-	-	-	-	-
SETTLEMENT OVERS/SHORTS	(5)	-	-	-	-	-
SHELL BLDG III-CITY OF SHELBY	-	-	-	-	-	-
TRANSFERS FM ARPA	1,790,158	-	-	-	-	-
TRANSFERS FM CAP RESERVE	-	-	-	-	-	-
TRANSFERS FM COVID19	-	-	-	-	-	-
TRANSFERS FM E911 FD 26	-	-	-	-	-	-
TRANSFERS FM SCH CAP RES	1,740,378	2,740,378	2,740,378	2,740,378	-	0%
TRANSFERS FR S/W DISPOSAL	118,134	118,134	132,134	132,134	14,000	12%
TRANSFERS FR S/W LAND	-	1,228,146	-	-	(1,228,146)	-100%
410 Total	87,440,209	91,224,032	99,484,266	97,985,777	6,761,745	31%
COMMISSIONERS						
411						
MISCELLANEOUS REVENUE	-	-	-	-	-	-
411 Total	-	-	-	-	-	-
COUNTY MANAGER/ADMIN						
412						
FUND BALANCE APPROPRIATED	-	9,680	-	-	(9,680)	-100%
412 Total	-	9,680	-	-	(9,680)	-100%
FINANCE & PURCHASING						
413						
CONTRACTED REVENUE	475,748	400,000	450,000	500,000	100,000	25%
CONTRACTED REVENUES-ROD	12,966	-	-	-	-	-
PAYMENT OVERS/SHORTS	(2)	-	-	-	-	-
413 Total	488,712	400,000	450,000	500,000	100,000	25%
PROPERTY TAX ADMIN						
415						
BEER AND WINE	4,980	-	-	-	-	-
COLLECT-DEBTS WRITTEN OFF	3,210	-	-	-	-	-
COLLECTION NSF CHECKS	1,234	-	-	-	-	-
DEPARTMENTAL FEES	4	-	-	-	-	-
MISCELLANEOUS REVENUE	13	15,000	-	-	(15,000)	-100%
PAYMENT OVERS/SHORTS	41	-	-	-	-	-
PENALTY PAVING ASSESSMENT	8,279	-	-	-	-	-
SETTLEMENT OVERS/SHORTS	99	-	-	-	-	-
415 Total	17,860	15,000	-	-	(15,000)	-100%
LEGAL/COUNTY ATTORNEY						
416						
PAYMENT OVERS/SHORTS	0	-	-	-	-	-
416 Total	0	-	-	-	-	-
ELECTIONS						
418						
DEPARTMENTAL FEES	5	-	-	-	-	-



Type/Fund/Department/Account	FY24		FY25 Dept Request	FY25 Manager	\$ Change from Amended	% Change from Amend
	FY23 Actuals	Amended Budget				
DONATIONS-CAP EQUIP-GENRL	1,850	-	-	-	-	-
FEDERAL GOVT GRANTS	-	-	-	-	-	-
STATE-OTHER REVENUES	-	-	-	-	-	-
418 Total	1,855	-	-	-	-	-
REGISTER OF DEEDS						
419						
DEPARTMENTAL FEES	597,593	650,000	600,000	600,000	(50,000)	-8%
DONATIONS/CONTRIBUTIONS	2,166	100	-	-	(100)	-100%
EXCISE STAMP	648,306	700,000	650,000	650,000	(50,000)	-7%
FUND BALANCE APPROPRIATED	-	86,641	-	-	(86,641)	-100%
MARRIAGE LICENSE	-	-	-	-	-	-
MISCELLANEOUS REVENUE	11	-	-	-	-	-
PASSPORT PHOTOS	-	-	-	-	-	-
PASSPORT PROCESSING FEES	-	-	-	-	-	-
PAYMENT OVERS/SHORTS	11	-	-	-	-	-
ROD CO GEN ESCROW FUNDS	1,391	-	-	-	-	-
ROD DSS ESCROW FUNDS	497	-	-	-	-	-
ROD SUPP RETIREMENT REV	9,101	-	-	-	-	-
SETTLEMENT OVERS/SHORTS	(3)	-	-	-	-	-
STATE GOVERNMENT GRANTS	2,166	-	-	-	-	-
419 Total	1,261,239	1,436,741	1,250,000	1,250,000	(186,741)	-54%
TRAVEL & TOURISM						
422						
FUND BALANCE APPROPRIATED	-	-	-	-	-	-
LOCAL REVENUES	19,635	30,000	48,000	48,000	18,000	60%
STATE GOVT GRANT-VISITNC	-	-	-	-	-	-
TRAVEL & TOURISM EVENTS-SPONSORS	-	25,000	20,000	20,000	(5,000)	-20%
TRAVEL & TOURSIM EVENTS-VENDORS	19,282	13,069	20,000	20,000	6,931	53%
422 Total	38,917	68,069	88,000	88,000	19,931	31%
FACILITIES MAINTENANCE						
426						
ABC 5 CENT PER BOTTLE	26,007	20,000	25,000	25,000	5,000	25%
DEPARTMENTAL FEES	1,450	-	-	-	-	-
426 Total	27,457	20,000	25,000	25,000	5,000	25%
MUNICIPAL ELECTIONS						
428						
CONTRACTED REVENUE	-	132,773	-	-	(132,773)	-100%
428 Total	-	132,773	-	-	(132,773)	-100%
MUNICIPAL GRANTS						
430						
BUD ACC ONLY-OTHER SOURCE	-	1,181,548	-	-	(1,181,548)	-100%
FUND BALANCE APPROPRIATED	-	65,818	-	-	(65,818)	-100%
STATE GOVERNMENT GRANTS	726,450	6,025,000	-	-	(6,025,000)	-100%
430 Total	726,450	7,272,366	-	-	(7,272,366)	-100%
3RD PARTY(PASS THRU)GRANT						
432						
FUND BALANCE APPROPRIATED	-	-	-	-	-	-
STATE GOVERNMENT GRANTS	325,745	324,563	324,563	324,563	-	0%
432 Total	325,745	324,563	324,563	324,563	-	0%
JCPC GRANT ADMIN						
433						
FUND BALANCE APPROPRIATED	-	-	-	-	-	-
STATE GOVERNMENT GRANTS	14,675	15,500	15,500	15,500	-	0%
433 Total	14,675	15,500	15,500	15,500	-	0%
LAW ENFORCEMENT-MENTAL HLTH/WELLNESS GRANTS						
435						
FEDERAL GOVT GRANTS	46,371	44,531	-	-	(44,531)	-100%
FUND BALANCE APPROPRIATED	-	47,079	-	-	(47,079)	-100%



Type/Fund/Department/Account	FY24		FY25 Dept Request	FY25 Manager	\$ Change from Amended	% Change from Amend
	FY23 Actuals	Amended Budget				
435 Total	46,371	91,610	-	-	(91,610)	-100%
SHERIFF MOBILE COMMAND UNIT GRANT						
436						
FUND BALANCE APPROPRIATED	-	-	-	-	-	-
LOCAL REVENUES	-	-	-	-	-	-
STATE GOVERNMENT GRANTS	-	-	-	-	-	-
436 Total	-	-	-	-	-	-
PUBLIC SAFETY GRANTS						
437						
FEDERAL GOVT GRANTS	-	-	-	-	-	-
FUND BALANCE APPROPRIATED	-	-	-	-	-	-
LOCAL & OTHER GRANTS	-	5,597	-	-	(5,597)	-100%
STATE GOVERNMENT GRANTS	-	-	-	-	-	-
437 Total	-	5,597	-	-	(5,597)	-100%
LAW ENFORCEMENT GRANTS						
438						
BUD ACC ONLY-OTHER SOURCE	-	23,100	-	-	(23,100)	-100%
FEDERAL GOVT GRANTS	36,398	55,145	-	-	(55,145)	-100%
FEDERAL GOVT GRANTS-LEVS	73,428	-	-	-	-	-
FUND BALANCE APPROPRIATED	-	-	-	-	-	-
LOCAL REVENUES	-	-	-	-	-	-
STATE GOVERNMENT GRANTS	73,114	-	-	-	-	-
438 Total	182,940	78,245	-	-	(78,245)	-100%
USDOJ COPS GRANT						
439						
CCS/PINNACLE SRO-COPS CONTRIBUTION	-	66,552	-	-	(66,552)	-100%
FEDERAL GRANTS-COPS	147,938	155,335	-	-	(155,335)	-100%
LOCAL REV CCS/PINNACLE-COPS GRANT MATCH	25,018	91,228	-	-	(91,228)	-100%
PAYMENT OVERS/SHORTS	-	-	-	-	-	-
439 Total	172,956	313,115	-	-	(313,115)	-100%
SCHOOL RESOURCE OFFICERS						
440						
DONATIONS-CC STAR PROGRAM (PREV DARE)	4,438	1,000	2,000	2,000	1,000	100%
DONATIONS-STAR PROG SUMMER CAMP	10,100	10,000	10,000	10,000	-	0%
FUND BALANCE APPROPRIATED	-	182,675	-	-	(182,675)	-100%
OTHER UNITS SHARE BUD EXP	891,653	625,000	625,000	893,334	268,334	43%
OVER/SHORT	(0)	-	-	-	-	-
440 Total	906,191	818,675	637,000	905,334	86,659	11%
SHERIFF'S OFFICE						
441						
CIVIL PROCESSING FEES	143,941	150,000	150,000	150,000	-	0%
CONCEALED HAND GUN PERMIT	79,375	75,000	75,000	75,000	-	0%
CONTRACTED REVENUE	-	20,225	-	-	(20,225)	-100%
CONTRIBUTIONS/DONATIONS	22,781	10,000	12,000	12,000	2,000	20%
COURT-ARREST FEES	23,049	25,000	25,000	25,000	-	0%
DEPARTMENTAL FEES	14,370	17,000	2,000	2,000	(15,000)	-88%
DIGITAL FORENSIC COURT FEES	2,260	-	-	-	-	-
DOM VIOLENCE STORAGE FEE	194	300	300	300	-	0%
DONATIONS-ASHA DEGREE CASE	20,582	-	-	-	-	-
DONATIONS-CAP EQUIP-GENRL	-	-	-	-	-	-
DONATIONS-CHAPLAINS FUND	-	-	-	-	-	-
DONATIONS-EQUIPMENT-GENRL	-	-	-	-	-	-
DONATIONS-EXPLORERS PROGRAM	-	1,000	1,000	1,000	-	0%
DONATIONS-SHERIFF CANINES	-	1,000	1,000	1,000	-	0%
DONATNS-SHERIFF CHRISTMAS	4,120	5,000	5,000	5,000	-	0%
FEDERAL - OTHER REVENUES	-	-	-	-	-	-
FINGERPRINT FEES	14,070	10,000	10,000	10,000	-	0%
FUND BALANCE APPROPRIATED	-	572,144	-	-	(572,144)	-100%

Type/Fund/Department/Account	FY24		FY25 Dept Request	FY25 Manager	\$ Change from Amended	% Change from Amend
	FY23 Actuals	Amended Budget				
IMPOUND STORAGE FEES	-	-	-	-	-	-
MISCELLANEOUS REVENUE	2,311	-	-	-	-	-
MISC-SECURITY FEES	36,550	-	-	-	-	-
OTHER UNITS MH TRANSPORTS	-	-	1,500	1,500	1,500	-
PAYMENT OVERS/SHORTS	15	-	-	-	-	-
SALE OF SCRAP METAL	-	-	-	-	-	-
SHERIFF CANINE FUNDRAISER	-	-	-	-	-	-
STATE GOVERNMENT GRANTS	-	630,458	-	-	(630,458)	-100%
441 Total	363,617	1,517,127	282,800	282,800	(1,234,327)	-28%
FEDERAL FORFEITED PROP						
442						
FEDERAL - OTHER REVENUES	22,771	-	-	-	-	-
FUND BALANCE APPROPRIATED	-	-	-	-	-	-
INTEREST ON INVESTMENTS	2,709	-	-	-	-	-
SALE OF FIXED ASSETS	15,376	-	-	-	-	-
442 Total	40,856	-	-	-	-	-
STATE FORFEITED PROPERTY						
443						
DONATIONS-CAP EQUIP-GENRL	-	-	-	-	-	-
FUND BALANCE APPROPRIATED	-	174,141	-	-	(174,141)	-100%
INTEREST ON INVESTMENTS	2,994	-	-	-	-	-
LOCAL-COURT FEES	5,043	-	-	-	-	-
MISCELLANEOUS REVENUE	466	-	-	-	-	-
SALE OF FIXED ASSETS	233	-	-	-	-	-
SALE OF SURPLUS EQ/SUPPLY	333	-	-	-	-	-
STATE - OTHER REVENUES	96,643	50,000	50,000	50,000	-	0%
443 Total	105,712	224,141	50,000	50,000	(174,141)	-50%
DETENTION CENTER (JAIL)						
444						
CONTRACTED REVENUE	-	-	-	-	-	-
COURT-JAIL FEES	45,823	75,000	45,000	45,000	(30,000)	-40%
COURT-SAFE RD ACT-LIC REV	5,768	6,000	6,000	6,000	-	0%
DEPARTMENTAL FEES	18,441	-	-	-	-	-
FUND BALANCE APPROPRIATED	-	446,171	-	-	(446,171)	-100%
MISCELLANEOUS REVENUE	651	-	-	-	-	-
PHONE COMMISSION	253,500	175,000	200,000	200,000	25,000	14%
ST GRANT-H/INMATE SSA	10,800	8,000	8,000	8,000	-	0%
ST GRANT-HOUSE INMATES	41,408	225,000	25,000	25,000	(200,000)	-89%
STATE GOVERNMENT GRANTS	506,851	48,720	-	-	(48,720)	-100%
VENDING COMMISSION	107,632	120,000	120,000	120,000	-	0%
444 Total	990,874	1,103,891	404,000	404,000	(699,891)	-39%
EMERGENCY MANAGEMENT						
445						
CONTRIBUTIONS/DONATIONS	-	-	-	-	-	-
DEPARTMENTAL FEES	7,442	5,000	5,000	5,000	-	0%
FEDERAL GOVT GRANTS	53,407	-	-	-	-	-
FUND BALANCE APPROPRIATED	-	3,703	-	-	(3,703)	-100%
LOCAL REVENUES	49,200	49,200	-	-	(49,200)	-100%
MISCELLANEOUS REVENUE	1,380	-	-	-	-	-
PAYMENT OVERS/SHORTS	0	-	-	-	-	-
STATE GOVERNMENT GRANTS	-	-	-	-	-	-
445 Total	111,429	57,903	5,000	5,000	(52,903)	-67%
EMERGENCY MEDICAL SERVICE						
446						
COLLECTION NSF CHECKS	-	-	-	-	-	-
CONTRIBUTIONS/DONATIONS	16,880	-	-	-	-	-
DEPARTMENTAL FEES	516,495	400,000	385,000	385,000	(15,000)	-4%
EMS GARISHMENTS THRU T/C	-	-	-	-	-	-

Type/Fund/Department/Account	FY24		FY25 Dept Request	FY25 Manager	\$ Change from Amended	% Change from Amend
	FY23 Actuals	Amended Budget				
FUND BALANCE APPROPRIATED	-	265,979	-	-	(265,979)	-100%
INSURANCE FEES	2,421,905	2,270,000	2,000,000	2,000,000	(270,000)	-12%
INSURANCE OTHER-EFT	2,670,660	1,500,000	1,750,000	1,750,000	250,000	17%
LOCAL REVENUES	50,100	-	-	-	-	
MEDICAID	255,053	245,000	207,000	207,000	(38,000)	-16%
MEDICAID-EMS AMBUL COST	799,509	850,000	600,000	600,000	(250,000)	-29%
MEDICARE	1,450,420	1,735,000	1,112,000	1,112,000	(623,000)	-36%
MISCELLANEOUS REVENUE	796	-	-	-	-	
OTHER UNITS SHARE BUD EXP	-	-	-	-	-	
STATE - OTHER REVENUES	663	-	-	-	-	
446 Total	8,182,480	7,265,979	6,054,000	6,054,000	(1,211,979)	-26%
VOLUNTEER RESCUE						
447						
DEPARTMENTAL FEES	-	-	-	-	-	
OTHER UNITS SHARE BUD EXP	-	-	-	-	-	
447 Total	-	-	-	-	-	
E911 COMMUNICATIONS						
448						
FUND BALANCE APPROPRIATED	-	-	-	-	-	
448 Total	-	-	-	-	-	
ELECTRONIC MAINTENANCE						
449						
CONTRACTED REVENUE	146,880	100,000	149,000	149,000	49,000	49%
DEPARTMENTAL FEES	-	4,000	-	-	(4,000)	-100%
FUND BALANCE APPROPRIATED	-	252,767	-	-	(252,767)	-100%
449 Total	146,880	356,767	149,000	149,000	(207,767)	-50%
BUILDING INSPECTIONS						
450						
CATAWBA PROJECT PERMIT FEES	-	-	-	-	-	
COLLECTION NSF CHECKS	50	-	-	-	-	
DEPARTMENTAL FEES	431,231	400,000	400,000	400,000	-	0%
HOMEOWNERS RECOVERY FUND	164	-	-	-	-	
NON-COMPLIANCE FEES	-	-	-	-	-	
PAYMENT OVERS/SHORTS	(60)	-	-	-	-	
450 Total	431,385	400,000	400,000	400,000	-	0%
E911 TELEPHONE SYSTEM						
454						
CATAWBA PROJECT PERMIT FEES	-	-	-	-	-	
454 Total	-	-	-	-	-	
PUBLIC FIRING RANGE						
470						
CONTRIBUTIONS/DONATIONS	-	-	-	-	-	
DEPARTMENTAL FEES	334,111	275,000	300,000	300,000	25,000	9%
LOCAL & OTHER GRANTS	-	-	-	-	-	
PAYMENT OVERS/SHORTS	188	-	-	-	-	
PRAP MERCHANDISE SALES	99,319	133,000	100,000	100,000	(33,000)	-25%
SALE OF BRASS	5,469	15,000	7,500	7,500	(7,500)	-50%
SETTLEMENTS OVER/SHORT	(4)	-	-	-	-	
STATE GOVERNMENT GRANTS	70,000	-	-	-	-	
VENDING COMMISSION	-	-	-	-	-	
470 Total	509,083	423,000	407,500	407,500	(15,500)	-22%
SHOOTING RANGE-SKEET & TRAP						
471						
DEPARTMENTAL FEES	-	-	-	-	-	
PRAP MERCHANDISE SALES	-	-	-	-	-	
471 Total	-	-	-	-	-	
PLANNING & ZONING						
491						

Type/Fund/Department/Account	FY24		FY25 Dept Request	FY25 Manager	\$ Change from Amended	% Change from Amend
	FY23 Actuals	Amended Budget				
DEPARTMENTAL FEES	625	750	750	750	-	0%
REZONING & AMENDMENT FEES	3,800	1,200	3,000	3,000	1,800	150%
ZONING BOARD OF ADJ FEES	1,800	2,000	2,000	2,000	-	0%
ZONING PERMITS	26,240	17,000	20,000	20,000	3,000	18%
491 Total	32,465	20,950	25,750	25,750	4,800	42%
ECONOMIC DEVELOPMENT						
492						
LOCAL REVENUES	-	-	-	-	-	-
STATE GOVERNMENT GRANTS	-	-	-	-	-	-
492 Total	-	-	-	-	-	-
BUSINESS DEVELOPMENT						
494						
DEVELOPMENT FEES	-	300,000	-	-	(300,000)	-100%
494 Total	-	300,000	-	-	(300,000)	-100%
COOPERATIVE EXTENSION						
495						
4H LIVESTOCK CLUB	-	-	-	-	-	-
4H PROGRAM ENHANCEMENTS	730	3,000	-	-	(3,000)	-100%
4H SHOOTING SPORTS-CONTRIBUTION	-	2,500	-	-	(2,500)	-100%
CONTRIBUTIONS/DONATIONS	2,450	1,000	1,000	1,000	-	0%
COOP NUTRITION CLASS FEES	560	-	-	-	-	-
CORN GROWERS ASSOC ACTIVY	3,400	3,500	-	-	(3,500)	-100%
DAIRY STEER PROJ-CONTRIBU	-	9,730	8,500	8,500	(1,230)	-13%
DONATIONS-D LEATHERWOOD MEM GARDEN	-	-	-	-	-	-
FUND BALANCE APPROPRIATED	-	28,233	-	-	(28,233)	-100%
GRG DONATIONS	1,505	1,000	-	-	(1,000)	-100%
HOME HORTICULTURE	1,390	1,500	1,000	1,000	(500)	-33%
HORTICULTURE ACTIVITIES	360	-	-	-	-	-
LOCAL & OTHER GRANTS	2,173	1,500	1,500	1,500	-	0%
MASTER GARDENERS	435	1,000	1,000	1,000	-	0%
MISCELLANEOUS REVENUE	26	-	-	-	-	-
PAYMENT OVERS/SHORTS	9	-	-	-	-	-
STATE GOVERNMENT GRANTS	-	-	-	-	-	-
SUMMER FUN ACTIVITES	400	5,000	2,500	2,500	(2,500)	-50%
495 Total	13,438	57,963	15,500	15,500	(42,463)	-54%
TRANSPORTATION ADMIN						
497						
STATE GOVERNMENT GRANTS	247,764	285,725	175,000	175,000	(110,725)	-39%
497 Total	247,764	285,725	175,000	175,000	(110,725)	-39%
SOIL CONSERVATION						
498						
FARM EQUIPMNT RENTAL FEES	3,455	2,800	3,500	3,500	700	25%
INTEREST ON INVESTMENTS	1,127	-	-	-	-	-
SOIL CONSERVATION SIGNS	115	-	-	-	-	-
STATE GOVERNMENT GRANTS	33,600	25,600	33,600	33,600	8,000	31%
SWCD-OVER/SHORT	-	-	-	-	-	-
498 Total	38,297	28,400	37,100	37,100	8,700	28%
ANIMAL/RABIES CONTROL						
542						
ACO CITATIONS/PENALTIES	6,919	6,500	6,500	6,500	-	0%
ACO MICROCHIPS	72	-	-	-	-	-
ACO RABIES SHOTS	9,134	9,000	9,000	9,000	-	0%
ACO SPAY-NEUTER	3,217	27,000	27,000	27,000	-	0%
CONTRIBUTIONS/DONATIONS	5,292	-	-	-	-	-
DEPARTMENTAL FEES	6,552	12,000	12,000	12,000	-	0%
DONATIONS-FERAL CATS	80	-	-	-	-	-
FUND BALANCE APPROPRIATED	-	46,821	-	-	(46,821)	-100%
LOCAL & OTHER GRANTS	-	-	-	-	-	-



Type/Fund/Department/Account	FY24		FY25 Dept Request	FY25 Manager	\$ Change from Amended	% Change from Amend
	FY23 Actuals	Amended Budget				
MISCELLANEOUS REVENUE	-	-	-	-	-	-
OTHER UNITS SHARE BUD EXP	119,904	110,000	110,000	110,000	-	0%
PAYMENT OVER/SHORT	-	-	-	-	-	-
542 Total	151,169	211,321	164,500	164,500	(46,821)	-17%
MENTAL HEALTH (PATHWAYS)						
560						
FUND BALANCE APPROPRIATED	-	81,000	81,000	-	(81,000)	-100%
OTHER UNITS MH TRANSPORTS	1,499	-	-	-	-	-
560 Total	1,499	81,000	81,000	-	(81,000)	-100%
VETERAN SERVICES						
591						
STATE GOVERNMENT GRANTS	2,083	-	2,000	2,000	2,000	-
591 Total	2,083	-	2,000	2,000	2,000	-
CLEVELAND COUNTY SCHOOLS						
600						
STATE GOVERNMENT GRANTS	-	1,040,000	-	-	(1,040,000)	-100%
TRANSFERS FM SCH 1/2 CENT	700,000	700,000	700,000	700,000	-	0%
600 Total	700,000	1,740,000	700,000	700,000	(1,040,000)	-50%
LIBRARY SYSTEM						
611						
CONTRIBUTIONS/DONATIONS	6,776	15,000	4,000	4,000	(11,000)	-73%
DEPARTMENTAL FEES	18,557	19,000	19,000	19,000	-	0%
DONATIONS SPANGLER FOUNDA	-	-	-	-	-	-
DONATIONS SPECIAL BLANTON	14,756	32,500	87,500	87,500	55,000	169%
DONATIONS-AUDIO/VIDEO-GEN	-	100	-	-	(100)	-100%
DONATIONS-BKS-B BLACKBURN	-	2,400	1,000	1,000	(1,400)	-58%
DONATIONS-BOOKS-GENERAL	4,179	10,000	7,000	7,000	(3,000)	-30%
DONATIONS-PERIODICALS-GEN	-	100	-	-	(100)	-100%
DONT-BOOKS-SNODDY	500	2,900	500	500	(2,400)	-83%
DONT-BOOKS-YOUNG	2,972	3,000	3,000	3,000	-	0%
FEDERAL GOVT GRANTS	-	-	-	-	-	-
FUND BALANCE APPROPRIATED	-	341,862	-	-	(341,862)	-100%
LOCAL REVENUES	-	-	-	-	-	-
MISCELLANEOUS REVENUE	4,769	-	-	-	-	-
OTHER UNITS SHARE BUD EXP	-	-	-	-	-	-
PAYMENT OVERS/SHORTS	0	-	-	-	-	-
PRIOR YEARS	-	-	-	-	-	-
STATE GOVERNMENT GRANTS	304,129	140,000	140,000	140,000	-	0%
611 Total	356,638	566,862	262,000	262,000	(304,862)	-34%
COMMUNITIES IN SCHOOLS						
613						
FUND BALANCE APPROPRIATED	-	-	-	-	-	-
STATE GOVERNMENT GRANTS	-	-	-	-	-	-
613 Total	-	-	-	-	-	-
ROD AUTOMATION E & P						
619						
FUND BALANCE APPROPRIATED	-	150,000	109,053	109,053	(40,947)	-27%
619 Total	-	150,000	109,053	109,053	(40,947)	-27%
CONTINGENCY						
998						
FUND BALANCE APPROPRIATED	-	-	-	-	-	-
998 Total	-	-	-	-	-	-
10 Total	106,333,386	117,016,995	111,598,532	110,337,377	(6,679,618)	-24%
11						
SOCIAL WORK (PREV TITLE XX)						
504						
ADMIN SERVICES ALLOCATION	2,572,119	3,269,167	4,050,016	3,012,001	(257,166)	-8%
CONTRIBUTIONS FROM PRI FD	-	-	-	-	-	-

Type/Fund/Department/Account	FY24		FY25 Dept Request	FY25 Manager	\$ Change from Amended	% Change from Amend
	FY23 Actuals	Amended Budget				
FEDERAL GOVT GRANTS	4,020,326	3,985,000	3,900,000	4,200,000	215,000	5%
FUND BALANCE APPROPRIATED	-	10,000	-	-	(10,000)	-100%
LOCAL & OTHER GRANTS	10,000	32,500	-	-	(32,500)	-100%
STATE GOVERNMENT GRANTS	211,085	300,000	300,000	300,000	-	0%
504 Total	6,813,529	7,596,667	8,250,016	7,512,001	(84,666)	-40%
SOCIAL SERVICES ADMIN						
506						
ADMIN SERVICES ALLOCATION	2,412,028	2,261,351	2,932,394	2,270,154	8,803	0%
CLIENT PARTICIPATION	968	1,100	1,100	1,100	-	0%
CONTRIBUTIONS FROM PRI FD	-	-	-	-	-	-
FEDERAL GOVT GRANTS	379,788	700,000	380,000	380,000	(320,000)	-46%
FUND BALANCE APPROPRIATED	-	-	-	-	-	-
MISCELLANEOUS REVENUE	4,073	-	-	-	-	-
STATE GOVERNMENT GRANTS	-	-	-	-	-	-
506 Total	2,796,856	2,962,451	3,313,494	2,651,254	(311,197)	-15%
OUTSIDE POOR						
507						
ADMIN SERVICES ALLOCATION	348,996	660,500	593,500	943,500	283,000	43%
CLIENT REIMBURSEMENT-DSS	5,187	-	-	-	-	-
FEDERAL GOVT GRANTS	583,588	1,149,758	800,000	800,000	(349,758)	-30%
FUND BALANCE APPROPRIATED	-	-	-	-	-	-
LOCAL & OTHER GRANTS	20,500	4,000	-	3,000	(1,000)	-25%
STATE GOVERNMENT GRANTS	688,558	650,000	650,000	700,000	50,000	8%
507 Total	1,646,829	2,464,258	2,043,500	2,446,500	(17,758)	-1%
INCOME MAINTENANCE						
508						
ADMIN SERVICES ALLOCATION	34,699	1,384,315	2,503,437	1,561,117	176,802	13%
BUD ACC ONLY-OTHER SOURCE	-	50,000	-	-	(50,000)	-100%
CLIENT PARTICIPATION	60	16,000	16,000	16,000	-	0%
CONTRACTED REVENUE	14,555	16,870	18,000	18,000	1,130	7%
CONTRIBUTIONS FROM PRI FD	-	-	-	-	-	-
FEDERAL GOVT GRANTS	5,305,716	4,937,300	5,581,283	5,500,000	562,700	11%
FUND BALANCE APPROPRIATED	-	491,939	-	-	(491,939)	-100%
LOCAL & OTHER GRANTS	50,000	-	-	-	-	-
LOCAL REVENUES	-	-	-	-	-	-
PAYMENT OVERS/SHORTS	-	-	-	-	-	-
REFUNDS CO/ST FUNDS	32,519	17,000	30,000	30,000	13,000	76%
STATE GOVERNMENT GRANTS	30,182	19,000	30,216	30,216	11,216	59%
STATE GRANTS-MEDICAID	369,938	121,361	-	300,000	178,639	147%
STATE GRANTS-SMART START	-	-	-	-	-	-
508 Total	5,837,670	7,053,785	8,178,936	7,455,333	401,548	13%
SPECIAL ASSISTANCE						
509						
ADMIN SERVICES ALLOCATION	71,443	71,888	61,256	66,176	(5,712)	-8%
509 Total	71,443	71,888	61,256	66,176	(5,712)	-8%
AID TO BLIND						
511						
ADMIN SERVICES ALLOCATION	10,801	11,590	12,045	12,045	455	4%
511 Total	10,801	11,590	12,045	12,045	455	4%
IVD CHILD SUPPORT						
512						
ADMIN SERVICES ALLOCATION	-	262,359	206,977	-	(262,359)	-100%
DEPARTMENTAL FEES	690	1,100	1,100	1,100	-	0%
FEDERAL GOVT GRANTS	1,620,124	1,500,000	1,900,000	1,743,822	243,822	16%
512 Total	1,620,814	1,763,459	2,108,077	1,744,922	(18,537)	-28%
SMART START						
516						
ADMIN SERVICES ALLOCATION	32,431	62,935	57,822	67,207	4,272	7%

Type/Fund/Department/Account	FY24		FY25 Dept Request	FY25 Manager	\$ Change from Amended	% Change from Amend
	FY23 Actuals	Amended Budget				
FEDERAL GOVT GRANTS	-	68,000	68,000	68,000	-	0%
STATE GRANTS-SMART START	90,052	-	-	-	-	-
516 Total	122,483	130,935	125,822	135,207	4,272	3%
PUBLIC ASSISTANCE						
519						
ADMIN SERVICES ALLOCATION	1,356,552	774,025	972,950	916,950	142,925	18%
CONTRIBUTIONS/DONATIONS	-	100	-	-	(100)	-100%
FEDERAL GOVT GRANTS	381,452	550,533	250,000	250,000	(300,533)	-55%
PRIOR YEARS	-	-	-	-	-	-
STATE - OTHER REVENUES	-	2,250	2,250	2,250	-	0%
STATE GOVERNMENT GRANTS	199,896	396,240	300,000	300,000	(96,240)	-24%
519 Total	1,937,900	1,723,148	1,525,200	1,469,200	(253,948)	-32%
11 Total	20,858,324	23,778,181	25,618,346	23,492,638	(285,543)	-12%
12						
ANIMAL/RABIES CONTROL						
542						
ACO CITATIONS/PENALTIES	-	-	-	-	-	-
ACO MICROCHIPS	-	-	-	-	-	-
ACO RABIES SHOTS	-	-	-	-	-	-
ACO SPAY-NEUTER	-	-	-	-	-	-
CONTRIBUTIONS/DONATIONS	-	-	-	-	-	-
DEPARTMENTAL FEES	-	-	-	-	-	-
PAYMENT OVERS/SHORTS	-	-	-	-	-	-
542 Total	-	-	-	-	-	-
HEALTH ADMINISTRATION						
530						
ADMIN SERVICES ALLOCATION	1,065,161	1,068,707	1,120,790	1,095,835	27,128	3%
CONTRACTED REVENUE	24,750	43,750	-	-	(43,750)	-100%
CONTRIBUTIONS/DONATIONS	3,000	-	-	-	-	-
FEDERAL GOVT GRANTS	-	346,148	-	-	(346,148)	-100%
FUND BALANCE APPROPRIATED	-	20,000	-	-	(20,000)	-100%
INSURANCE FEES	(86,721)	-	-	-	-	-
INTEREST ON INSURANCE FEE	-	-	-	-	-	-
LOCAL REVENUES	-	-	-	-	-	-
MEDICAID	-	-	-	-	-	-
MISCELLANEOUS REVENUE	60	-	-	-	-	-
STATE - OTHER REVENUES	-	-	-	-	-	-
STATE GOVERNMENT GRANTS	149,701	199,701	149,701	149,701	(50,000)	-25%
TRANSFERS FR S/W DISPOSAL	100,000	-	-	-	-	-
530 Total	1,255,951	1,678,306	1,270,491	1,245,536	(432,770)	-64%
AIDS						
531						
ADMIN SERVICES ALLOCATION	61,659	67,876	72,003	71,215	3,339	5%
FED GOVT GRANTS-HIV	28,000	28,000	28,000	28,000	-	0%
531 Total	89,659	95,876	100,003	99,215	3,339	2%
TB/STD/CD						
532						
ADMIN SERVICES ALLOCATION	-	-	-	-	-	-
DEPARTMENTAL FEES	7,983	5,000	1,000	1,000	(4,000)	-80%
FED GOVT GRANTS-STD DRUGS	735	4,518	4,518	4,518	-	0%
FED GOVT GRANTS-STD PREV	100	100	100	100	-	0%
FED GOVT GRANTS-TB CONTROL	29	50	50	50	-	0%
FEDERAL GOVT GRANTS	-	-	-	-	-	-
FUND BALANCE APPROPRIATED	-	5,760	19,476	12,571	6,811	118%
INSURANCE FEES	15,657	12,176	14,000	14,000	1,824	15%
MEDICAID-PHARMACY	-	-	-	-	-	-
MEDICAID-PRIOR YEARS	78,563	50,000	50,000	50,000	-	0%
MEDICAID-TUBERCULOSIS	369	-	-	-	-	-

Type/Fund/Department/Account	FY24		FY25 Dept Request	FY25 Manager	\$ Change from Amended	% Change from Amend
	FY23 Actuals	Amended Budget				
MEDICAID-VERNAL DISEASE	47,249	40,000	40,000	40,000	-	0%
MEDICARE	1,911	-	-	-	-	-
MISCELLANEOUS REVENUE	1	-	-	-	-	-
STATE - OTHER REVENUES	-	-	-	-	-	-
STATE GOVERNMENT GRANTS	174,896	186,824	5,465	5,465	(181,359)	-97%
STATE GOVT GRANTS-TB	21,118	21,097	21,097	21,097	-	0%
532 Total	348,610	325,525	155,706	148,801	(176,724)	-4%
ADULT HEALTH						
533						
ADMIN SERVICES ALLOCATION	-	-	-	-	-	-
DEPARTMENTAL FEES	84,291	70,000	70,000	70,000	-	0%
FED GOVT GRANTS-BCCCP SCR	31,645	27,300	19,500	19,500	(7,800)	-29%
FED GOVT GRANTS-BCCCP WISEWOMAN	11,700	20,275	10,300	10,300	(9,975)	-49%
FED GOVT GRANTS-BIOTERRORISM	39,642	35,224	34,822	34,822	(402)	-1%
FED GRT-COVID19 CRISIS RESPONSE	-	-	-	-	-	-
FEDERAL GOVT GRANTS	-	-	-	-	-	-
FEDERAL GOVT GRTS-COVID19 INFECT PREVENT	-	-	-	-	-	-
FEDERAL GOVT GRTS-ELC ENHANCING DETECTION	-	-	-	-	-	-
FUND BALANCE APPROPRIATED	-	85,436	314,339	294,243	208,807	244%
HEPATITIS VACCINE	3,177	3,000	1,000	1,000	(2,000)	-67%
INSURANCE FEES	161,666	200,000	200,000	200,000	-	0%
MEDICAID-ADULT HEALTH	27,488	15,000	1,000	1,000	(14,000)	-93%
MEDICAID-DIABETES	1,553	5,000	-	-	(5,000)	-100%
MEDICAID-FLU	-	-	-	-	-	-
MEDICAID-PHARMACY	-	-	-	-	-	-
MEDICAID-PNEUMONIA	-	-	-	-	-	-
MEDICAID-PRIOR YEARS	136,677	96,000	16,000	16,000	(80,000)	-83%
MEDICARE	66,017	40,000	40,000	40,000	-	0%
MISCELLANEOUS REVENUE	-	-	-	-	-	-
PAYMENT OVERS/SHORTS	1	-	-	-	-	-
PHARMACY FEES	52,797	56,000	50,000	50,000	(6,000)	-11%
STATE GOVERNMENT GRANTS	-	-	-	-	-	-
STATE GOVT GRANTS-BCCCP SCR	12,240	16,550	13,150	13,150	(3,400)	-21%
533 Total	628,893	669,785	770,111	750,015	80,230	-16%
SCHOOL HEALTH						
534						
ADMIN SERVICES ALLOCATION	-	-	371,731	-	-	-
CONTRACTED REVENUE	821,966	675,000	600,000	675,000	-	0%
FED GOVT GRANTS- CH HMHC	9,000	9,000	9,000	9,000	-	0%
FED GOVT GRTS-ELC TESTING-SH STAFFING	1,250,620	-	-	-	-	-
FEDERAL GOVT GRANTS	10,051	-	-	-	-	-
FEDERAL GOVT GRANTS-ARPA COVID19	100,131	-	-	-	-	-
FUND BALANCE APPROPRIATED	-	591,461	331,325	587,660	(3,801)	-1%
INSURANCE FEES	30,793	27,000	25,000	27,000	-	0%
LOCAL & OTHER GRANTS	50,000	-	50,000	50,000	50,000	-
MEDICAID-EPSDT	163,152	137,000	137,000	150,000	13,000	9%
MEDICAID-PRIOR YEARS	212,356	225,000	225,000	225,000	-	0%
STATE GOVT GRANTS-CH HMHC	-	-	-	-	-	-
STATE GOVT GRANTS-SH	200,000	200,000	200,000	200,000	-	0%
534 Total	2,848,068	1,864,461	1,949,056	1,923,660	59,199	1%
HEALTH PROMOTIONS						
535						
ADMIN SERVICES ALLOCATION	5,354	50,890	55,599	55,016	4,126	8%
FEDERAL GOVT GRANTS	83,994	30,431	30,741	30,741	310	1%
INSURANCE FEES	-	-	-	-	-	-
LOCAL & OTHER GRANTS	-	2,500	-	-	(2,500)	-100%
STATE GOVT GRANTS-HTLH PROMO	14,667	3,747	3,785	3,785	38	1%
535 Total	104,014	87,568	90,125	89,542	1,974	-22%

Type/Fund/Department/Account	FY24		FY25 Dept Request	FY25 Manager	\$ Change from Amended	% Change from Amend
	FY23 Actuals	Amended Budget				
ADOLESCENT PREGNANCY PREV						
536						
ADMIN SERVICES ALLOCATION	1,644	4,026	7,074	6,500	2,474	61%
CONTRIBUTIONS/DONATIONS	-	50	-	-	(50)	-100%
FUND BALANCE APPROPRIATED	-	-	-	-	-	
STATE GOVT GRANTS-APPP	75,000	100,000	100,000	100,000	-	0%
536 Total	76,644	104,076	107,074	106,500	2,424	-13%
CHILD HEALTH						
537						
ADMIN SERVICES ALLOCATION	73,671	-	-	-	-	
DEPARTMENTAL FEES	7,996	3,000	3,500	3,500	500	17%
FED GOVT GRANTS- CH HMHC	63,291	66,195	66,195	66,195	-	0%
FED GOVT GRANTS-CH FATALITY PREV	1,007	1,007	1,007	1,007	-	0%
FED GOVT GRANTS-IMMUN AP	30,388	30,388	30,388	30,388	-	0%
FEDERAL GOVT GRANTS	-	-	-	-	-	
FUND BALANCE APPROPRIATED	-	396,881	527,040	400,092	3,211	1%
INSURANCE FEES	12,053	17,000	12,000	12,000	(5,000)	-29%
LOCAL & OTHER GRANTS	-	-	-	-	-	
MEDICAID-EPSDT	126,526	150,000	120,000	120,000	(30,000)	-20%
MEDICAID-IMMUNIZATION	43,529	35,000	50,000	50,000	15,000	43%
MEDICAID-PHARMACY	-	-	100	100	100	
MEDICAID-PRIOR YEARS	167,979	300,000	300,000	300,000	-	0%
MEDICARE	-	-	-	-	-	
ST GOVT GRANTS-CHMA	-	-	-	-	-	
STATE GOVERNMENT GRANTS	-	712	-	-	(712)	-100%
STATE GOVT GRANTS-CH HMHC	13,016	9,400	9,400	9,400	-	0%
537 Total	539,456	1,009,583	1,119,630	992,682	(16,901)	-8%
MATERNAL HEALTH						
538						
ADMIN SERVICES ALLOCATION	122,394	-	193,750	-	-	
DEPARTMENTAL FEES	4,262	3,000	2,000	2,000	(1,000)	-33%
FED GOVT GRANTS- MAT HMHC	14,016	8,009	8,009	8,009	-	0%
FEDERAL GOVT GRANTS	7,835	-	-	-	-	
FUND BALANCE APPROPRIATED	-	160,720	250,000	227,530	66,810	42%
INSURANCE FEES	13,638	12,000	3,000	10,000	(2,000)	-17%
LOCAL & OTHER GRANTS	-	-	-	-	-	
MEDICAID-MATERNAL HEALTH	161,053	200,000	20,000	100,000	(100,000)	-50%
MEDICAID-PHARMACY	-	-	-	-	-	
MEDICAID-PRIOR YEARS	333,037	350,000	200,000	350,000	-	0%
MEDICARE	82	-	-	-	-	
MISCELLANEOUS REVENUE	800	-	-	-	-	
ST GOVT GRANTS-CHMA	-	-	-	-	-	
STATE GOVT GRANTS-HMHC	5,387	11,394	11,394	11,394	-	0%
538 Total	662,503	745,123	688,153	708,933	(36,190)	-8%
FAMILY PLANNING						
539						
ADMIN SERVICES ALLOCATION	-	-	-	-	-	
DEPARTMENTAL FEES	25,217	15,000	7,500	7,500	(7,500)	-50%
FED GOVT GRANTS-FP HMHC	15,748	13,634	13,634	13,634	-	0%
FED GOVT GRANTS-FP TITLE X	71,475	69,603	67,398	67,398	(2,205)	-3%
FED GOVT GRANTS-TANF	16,569	16,569	16,569	16,569	-	0%
FUND BALANCE APPROPRIATED	-	520,817	543,278	769,635	248,818	48%
INSURANCE FEES	36,570	60,000	50,000	50,000	(10,000)	-17%
MEDICAID-FAMILY PLANNING	178,068	200,000	130,000	130,000	(70,000)	-35%
MEDICAID-PHARMACY	-	-	1,000	1,000	1,000	
MEDICAID-PRIOR YEARS	597,222	200,000	300,000	300,000	100,000	50%
MEDICARE	254	-	-	-	-	
MISCELLANEOUS REVENUE	-	-	-	-	-	

Type/Fund/Department/Account	FY24		FY25 Dept Request	FY25 Manager	\$ Change from Amended	% Change from Amend
	FY23 Actuals	Amended Budget				
ST GOVT GRANTS-CHMA	-	-	-	-	-	-
ST GOVT GRANTS-WHSF	12,775	12,775	12,775	12,775	-	0%
STATE GOVT GRANTS-FP HMHC	62,245	64,359	64,359	64,359	-	0%
539 Total	1,016,144	1,172,757	1,206,513	1,432,870	260,113	-1%
WOMEN-INFANTS-CHILDREN						
540						
ADMIN SERVICES ALLOCATION	29,477	40,017	-	-	(40,017)	-100%
FED GOVT GRANTS-WIC BRF	91,209	89,992	89,992	89,992	-	0%
FED GOVT GRANTS-WIC CS	425,362	496,743	496,743	488,812	(7,931)	-2%
FED GOVT GRANTS-WIC GA	18,097	22,500	22,500	22,500	-	0%
FED GOVT GRANTS-WIC NE	160,598	155,693	155,693	155,693	-	0%
FED GOVT GRANTS-WIC PC	42,338	51,961	51,961	51,961	-	0%
540 Total	767,080	856,906	816,889	808,958	(47,948)	-17%
ENVIRONMENTAL HEALTH						
541						
ADMIN SERVICES ALLOCATION	1,017,036	1,001,807	1,127,362	1,076,606	74,799	7%
AOWA ONSITE WASTE20 EVAL	-	-	-	-	-	-
CATAWBA PROJECT PERMIT FEES	-	-	-	-	-	-
COLLECTION NSF CHECKS	25	-	-	-	-	-
DEPARTMENTAL FEES	4,725	5,600	6,000	6,000	400	7%
EH ENGINEERED OPTION PERMIT	4,590	2,700	1,000	1,000	(1,700)	-63%
FOOD SERVICE PLAN REVIEWS	4,100	1,750	1,750	1,750	-	0%
FUND BALANCE APPROPRIATED	-	-	-	-	-	-
LIMITED FOOD SERV ESTABLS	-	525	-	-	(525)	-100%
MOBILE FOOD UNIT PLAN REVIEW	1,200	150	150	150	-	0%
PAYMENT OVERS/SHORTS	450	-	-	-	-	-
PUSHCART PLAN REVIEW	-	100	100	100	-	0%
REFUNDS CO/ST FUNDS	848	-	-	-	-	-
REINSPECT PUMP SYSTEM FEE	-	-	-	-	-	-
SEWER IMPROVEMENT PERMITS	188,350	165,000	150,000	150,000	(15,000)	-9%
SEWER RECERTIFICATION PMT	52,850	45,000	20,000	20,000	(25,000)	-56%
STATE GOVERNMENT GRANTS	17,640	24,317	-	-	(24,317)	-100%
SWIMMING POOL PERMITS	7,800	6,000	6,000	6,000	-	0%
TEMP FOOD ESTABLISH PERMIT	6,000	3,000	5,000	5,000	2,000	67%
WATER PERMITS	2,030	-	-	-	-	-
WELL WATER FEES	14,175	7,500	7,500	7,500	-	0%
541 Total	1,321,819	1,263,449	1,324,862	1,274,106	10,657	-19%
HEALTH DEPT GRANTS						
543						
ADMIN SERVICES ALLOCATION	64,717	8,330	32,969	32,261	23,931	287%
FUND BALANCE APPROPRIATED	-	18,999	-	-	(18,999)	-100%
LOCAL & OTHER GRANTS	5,750	-	-	-	-	-
LOCAL & OTHER GRANTS-CMAP	33,250	36,000	33,000	33,000	(3,000)	-8%
STATE GOVERNMENT GRANTS	-	-	-	-	-	-
STATE GOVT GRANT-PPAY	13,194	-	-	-	-	-
543 Total	116,911	63,329	65,969	65,261	1,932	60%
DENTAL CLINIC						
544						
DEPARTMENTAL FEES	6,164	4,000	4,000	4,000	-	0%
FUND BALANCE APPROPRIATED	-	19,334	320,020	322,262	302,928	1567%
INSURANCE FEES	9,352	15,000	1,000	1,000	(14,000)	-93%
LOCAL & OTHER GRANTS	-	-	-	-	-	-
MEDICAID-DENTAL	220,141	204,174	220,000	220,000	15,826	8%
MEDICAID-PRIOR YEARS	638,853	150,000	150,000	150,000	-	0%
MISCELLANEOUS REVENUE	-	-	-	-	-	-
STATE GOVERNMENT GRANTS	(41)	-	-	-	-	-
544 Total	874,468	392,508	695,020	697,262	304,754	296%
NURSE FAMILY PARTNERSHIPS						



Type/Fund/Department/Account	FY24		FY25 Dept Request	FY25 Manager	\$ Change from Amended	% Change from Amend
	FY23 Actuals	Amended Budget				
545						
ADMIN SERVICES ALLOCATION	6,517	135,984	52,408	18,269	(117,715)	-87%
CONTRIBUTIONS/DONATIONS	-	-	-	-	-	
FEDERAL GOVT GRANTS-IMR	4,966	-	-	-	-	
FUND BALANCE APPROPRIATED	-	35,250	-	35,250	-	0%
INSURANCE FEES	30	-	-	-	-	
MEDICAID-POSTPARTUM MHV	287	2,000	1,000	1,000	(1,000)	-50%
MEDICAID-POSTPARTUM NB	420	2,000	1,000	1,000	(1,000)	-50%
MEDICAID-PRIOR YEARS	2,725	-	-	-	-	
MISCELLANEOUS REVENUE	-	-	-	-	-	
STATE GOVT GRANTS-ACA	222,026	542,741	544,703	544,703	1,962	0%
STATE GOVT GRANTS-IMF	68,660	63,500	-	-	(63,500)	-100%
545 Total	305,631	781,475	599,111	600,222	(181,253)	-48%
CAROLINA ACCESS / COVID						
546						
FED GRANT-COVID19 VACCINATIONS	112,847	119,517	-	-	(119,517)	-100%
FEDERAL GOVT GRANTS	229,154	81,033	-	-	(81,033)	-100%
FUND BALANCE APPROPRIATED	-	-	-	-	-	
546 Total	342,001	200,550	-	-	(200,550)	-100%
CA II-CC4C PCM						
547						
ADMIN SERVICES ALLOCATION	-	-	-	-	-	
DEPARTMENT FEES-CPCM	-	403,446	-	-	(403,446)	-100%
FEDERAL GOVT GRANTS	347	347	347	347	-	0%
FUND BALANCE APPROPRIATED	-	99,339	30,097	25,786	(73,553)	-74%
FUND BALANCE APPROPRIATED-CPCM	-	-	28,743	24,432	24,432	
MEDICAID-CAROLINA ACCESS	274,089	259,373	260,000	260,000	627	0%
MEDICAID-CPCM	479,842	-	411,695	411,695	411,695	
STATE - OTHER REVENUES	400	-	-	-	-	
STATE GOVERNMENT GRANTS	-	-	-	-	-	
547 Total	754,678	762,505	730,882	722,260	(40,245)	-43%
CODAP						
548						
CONTRACTED REVENUE	-	-	-	-	-	
CONTRACTED REVENUE-COVID19 RELIEFT	8,236	-	-	-	-	
CONTRACTED REVENUE-SYNAR	-	21,147	54,855	54,855	33,708	159%
CONTRACTED REV-MDIS	85,536	4,104	-	-	(4,104)	-100%
CONTRACTED REV-PATHW	62,000	70,500	62,000	62,000	(8,500)	-12%
CONTRIBUTIONS/DONATIONS	-	250	-	-	(250)	-100%
COVID PATH GRANT	35,491	98,258	-	-	(98,258)	-100%
DEPARTMENTAL FEES	1,160	-	-	-	-	
FED GRANTS-OPIOD ABUSE	36,770	-	-	-	-	
FED GRANTS-SYNAR	-	-	-	-	-	
FEDERAL GOVT GRANTS	11,914	-	-	-	-	
FEDERAL GOVT GRANTS-DFC	99,405	161,042	-	-	(161,042)	-100%
FUND BALANCE APPROPRIATED	-	41,522	2,966	2,075	(39,447)	-95%
LOCAL & OTHER GRANTS	20,000	57,000	-	-	(57,000)	-100%
LOCAL REVENUES	61,570	-	-	-	-	
SALES TAX REC/SEE INV-2%	-	-	-	-	-	
548 Total	422,082	453,823	119,821	118,930	(334,893)	-56%
BEHAVIORAL HEALTH						
549						
LOCAL REVENUES	20,000	-	-	-	-	
549 Total	20,000	-	-	-	-	
PRIMARY CARE						
550						
ADMIN SERVICES ALLOCATION	-	-	422,120	224,007	224,007	
BUD ACC ONLY-OTHER SOURCE	-	5,000,000	-	-	(5,000,000)	-100%

Type/Fund/Department/Account	FY24					
	FY23 Actuals	Amended Budget	FY25 Dept Request	FY25 Manager	\$ Change from Amended	% Change from Amend
DEPARTMENTAL FEES-PRIMARY CARE-COMMUNITY	1,681	-	20,000	20,000	20,000	
DEPARTMENTAL FEES-PRIMARY CARE-EMPLOYEE	639	-	5,000	10,000	10,000	
FED GOVT GRANTS-PRIMARY CARE	5,000,000	-	-	-	-	
INSURANCE FEES-PRIMARY CARE-COMMUNITY	1,346	-	25,000	25,000	25,000	
INSURANCE FEES-PRIMARY CARE-EMPLOYEE	1,624	-	-	-	-	
MEDICAID-PRIMARY CARE-COMMUNITY	1,651	-	30,000	30,000	30,000	
MEDICAID-PRIOR YEARS-PRIMARY CARE	-	-	100,000	100,000	100,000	
MEDICARE-PRIMARY CARE-COMMUNITY	602	-	3,000	3,000	3,000	
PHARMACY FEES-PRIMARY CARE-COMMUNITY	855	-	12,000	15,000	15,000	
PHARMACY FEES-PRIMARY CARE-EMPLOYEE	173	-	1,000	3,000	3,000	
PHCY INSURANCE FEES-PRIMARY CARE-COMMUNITY	-	-	-	-	-	
PHCY MEDICAID-PRIMARY CARE-COMMUNITY	-	-	500	3,000	3,000	
PHCY MEDICAID-PRIMARY CARE-EMPLOYEE	-	-	100	100	100	
550 Total	5,008,571	5,000,000	618,720	433,107	(4,566,893)	-100%
12 Total	17,503,184	17,527,605	12,428,136	12,217,860	(5,309,745)	-6%
13						
EMPLOYEE WELLNESS CENTER						
660						
ADMIN SERVICES ALLOCATION	399,148	-	-	-	-	
DEPARTMENTAL FEES	7,373	5,000	4,000	4,000	(1,000)	-20%
MEDICAID-PHARMACY	-	-	-	-	-	
MISCELLANEOUS REVENUE	-	-	-	-	-	
PAYMENT OVERS/SHORTS	26	-	-	-	-	
TRANSFERS FM HEALTH PLAN	1,625,434	2,284,201	2,235,522	2,328,033	43,832	2%
WELLNESS CLINICIAN FEES	15,861	20,000	15,000	15,000	(5,000)	-25%
WELLNESS TIER 4-PHARM FEES	-	700	-	-	(700)	-100%
WELLNESS TIER 5-PHARM FEES	463,277	323,000	50,000	50,000	(273,000)	-85%
WELLNESS TIER-1 PHARM FEE	108,626	110,000	110,000	110,000	-	0%
WELLNESS TIER-2 PHARM FEE	-	3,000	-	-	(3,000)	-100%
WELLNESS TIER-3 PHARM FEE	-	3,000	-	-	(3,000)	-100%
660 Total	2,619,745	2,748,901	2,414,522	2,507,033	(241,868)	-53%
13 Total	2,619,745	2,748,901	2,414,522	2,507,033	(241,868)	-53%
14						
COURT FACILITIES						
417						
ADMIN SERVICES ALLOCATION	385,969	533,977	363,319	361,999	(171,978)	-32%
COURT-FACILITY FEES	114,636	122,000	120,000	120,000	(2,000)	-2%
INTEREST ON INVESTMENTS	769	1,000	1,000	1,000	-	0%
417 Total	501,373	656,977	484,319	482,999	(173,978)	-11%
14 Total	501,373	656,977	484,319	482,999	(173,978)	-11%
20						
CLEVELAND COUNTY SCHOOLS						
600						
AD VALOREM TAXES-2010	-	-	-	-	-	
AD VALOREM TAXES-2011	-	-	-	-	-	
AD VALOREM TAXES-2012	168	-	-	-	-	
AD VALOREM TAXES-2013	1,718	-	-	-	-	
AD VALOREM TAXES-2014	2,837	-	-	-	-	
AD VALOREM TAXES-2015	3,797	-	-	-	-	
AD VALOREM TAXES-2016	4,324	-	-	-	-	
AD VALOREM TAXES-2017	6,089	-	-	-	-	
AD VALOREM TAXES-2018	11,139	-	-	-	-	
AD VALOREM TAXES-2019	19,056	-	-	-	-	
AD VALOREM TAXES-2020	33,546	-	-	-	-	
AD VALOREM TAXES-2021	108,499	-	-	-	-	
AD VALOREM TAXES-2022	13,835,217	-	-	-	-	
AD VALOREM TAXES-2023	-	15,530,829	-	-	(15,530,829)	-100%
AD VALOREM TAXES-2024	-	-	15,845,115	15,845,115	15,845,115	

Type/Fund/Department/Account	FY24		FY25 Dept Request	FY25 Manager	\$ Change from Amended	% Change from Amend
	FY23 Actuals	Amended Budget				
AD VALOREM TX-2020 NCVTS	-	-	-	-	-	-
AD VALOREM TX-2021 NCVTS	-	-	-	-	-	-
AD VALOREM TX-2022 NCVTS	-	-	-	-	-	-
AD VALOREM TX-2023 NCVTS	1,358,939	-	-	-	-	-
AD VALOREM TX-2024 NCVTS	-	-	-	-	-	-
DISCOUNTS ON TAXES	(39,268)	-	-	-	-	-
FUND BALANCE APPROPRIATED	-	-	-	-	-	-
INTEREST ON DELINQUENT TA	70,292	-	-	-	-	-
LOCAL OPTION SALES TAX	5,466,619	5,500,000	5,638,000	5,638,000	138,000	3%
SETTLEMENT OVERS/SHORTS	24	-	-	-	-	-
600 Total	20,882,996	21,030,829	21,483,115	21,483,115	452,286	-49%
20 Total	20,882,996	21,030,829	21,483,115	21,483,115	452,286	-49%
24						
OPIOID SETTLEMENT						
424						
ST OPIOID SETTLEMENT	935,063	277,102	-	-	(277,102)	-100%
424 Total	935,063	277,102	-	-	(277,102)	-100%
24 Total	935,063	277,102	-	-	(277,102)	-100%
25						
2012 REVALUATION						
431						
ADMIN SERVICES ALLOCATION	-	-	50,000	50,000	50,000	
CONTRIBUTIONS FROM PRI FD	-	-	-	-	-	
431 Total	-	-	50,000	50,000	50,000	
25 Total	-	-	50,000	50,000	50,000	
26						
E911 TELEPHONE SYSTEM						
454						
CONTRIBUTIONS FROM PRI FD	-	-	-	-	-	
FUND BALANCE APPROPRIATED	-	1,197,741	651,094	651,094	(546,647)	-46%
INTEREST ON INVESTMENTS	43,673	10,000	-	-	(10,000)	-100%
OTHER TAX-911 SURCHARGE	142,799	177,188	-	-	(177,188)	-100%
STATE GOVERNMENT GRANTS	-	35,077	-	-	(35,077)	-100%
454 Total	186,472	1,420,006	651,094	651,094	(768,912)	-86%
26 Total	186,472	1,420,006	651,094	651,094	(768,912)	-86%
27						
ARP						
434						
BUD ACC ONLY-OTHER SOURCE	-	2,144,437	-	-	(2,144,437)	-100%
FEDERAL GOVT GRANTS	2,144,437	7,368,092	-	-	(7,368,092)	-100%
FUND BALANCE APPROPRIATED	-	-	-	-	-	
434 Total	2,144,437	9,512,529	-	-	(9,512,529)	-100%
27 Total	2,144,437	9,512,529	-	-	(9,512,529)	-100%
28						
VOLUNTEER FIRE DEPTS						
452						
AD VALOREM TAXES	-	3,941,076	-	-	(3,941,076)	-100%
AD VALOREM TAXES-2010	-	-	-	-	-	
AD VALOREM TAXES-2011	-	-	-	-	-	
AD VALOREM TAXES-2012	25	-	-	-	-	
AD VALOREM TAXES-2013	214	-	-	-	-	
AD VALOREM TAXES-2014	464	-	-	-	-	
AD VALOREM TAXES-2015	606	-	-	-	-	
AD VALOREM TAXES-2016	861	-	-	-	-	
AD VALOREM TAXES-2017	2,373	-	-	-	-	
AD VALOREM TAXES-2018	4,108	-	-	-	-	
AD VALOREM TAXES-2019	6,734	-	-	-	-	
AD VALOREM TAXES-2020	12,266	-	-	-	-	



Type/Fund/Department/Account	FY24		FY25 Dept Request	FY25 Manager	\$ Change from Amended	% Change from Amend
	FY23 Actuals	Amended Budget				
AD VALOREM TAXES-2021	34,365	-	-	-	-	-
AD VALOREM TAXES-2022	3,467,102	-	-	-	-	-
AD VALOREM TAXES-2024	-	-	4,057,360	4,057,360	4,057,360	-
AD VALOREM TX-2020 NCVTS	-	-	-	-	-	-
AD VALOREM TX-2021 NCVTS	-	-	-	-	-	-
AD VALOREM TX-2022 NCVTS	-	-	-	-	-	-
AD VALOREM TX-2023 NCVTS	467,665	-	-	-	-	-
AD VALOREM TX-2024 NCVTS	-	-	-	-	-	-
DISCOUNTS ON TAXES	(10,072)	-	-	-	-	-
FUND BALANCE APPROPRIATED	-	800,000	-	210,000	(590,000)	-94%
INTEREST ON DELINQUENT TA	23,648	10,000	10,000	10,000	-	0%
INTEREST ON INVESTMENTS	55,553	15,000	15,000	15,000	-	0%
LOCAL OPTION SALES TAX	1,424,802	1,714,374	1,714,374	1,714,374	-	0%
OTHER UNITS SHARE BUD EXP	-	-	-	-	-	-
SETTLEMENT OVERS/SHORTS	9	-	-	-	-	-
STATE GOVERNMENT GRANTS	-	1,725,057	-	-	(1,725,057)	-100%
452 Total	5,490,722	8,205,507	5,796,734	6,006,734	(2,198,773)	-49%
28 Total	5,490,722	8,205,507	5,796,734	6,006,734	(2,198,773)	-49%
29						
HOUSING REHAB GRANT						
493						
STATE COVID RELIEF FUNDS	-	-	-	-	-	-
493 Total	-	-	-	-	-	-
29 Total	-	-	-	-	-	-
30						
DEBT SERVICE						
800						
CONTRIBUTIONS FROM PRI FD	4,194,216	6,885,121	3,562,670	3,562,670	(3,322,451)	-48%
FEDERAL - OTHER REVENUES	171,181	254,626	-	-	(254,626)	-100%
OTHER UNITS SHARE BUD EXP	1,737,714	1,722,418	1,484,123	1,484,123	(238,295)	-14%
PROCEEDS FROM DEBT	-	-	-	-	-	-
TRANSFER FM CAP PROJ	-	-	-	-	-	-
TRANSFERS FM LOTTERY-107	600,000	600,000	600,000	600,000	-	0%
TRANSFERS FM SCH 1/2 CENT	3,352,446	2,207,338	1,689,825	1,689,825	(517,513)	-23%
800 Total	10,055,557	11,669,503	7,336,618	7,336,618	(4,332,885)	-37%
30 Total	10,055,557	11,669,503	7,336,618	7,336,618	(4,332,885)	-37%
40						
NON DEPARTMENTAL						
000						
IT SUBSCRIPTION PROCEEDS (GASB96)	1,151,026	-	-	-	-	-
000 Total	1,151,026	-	-	-	-	-
CAPITAL PROJECTS GENERAL						
210						
CONTRIBUTIONS FROM PRI FD	-	-	-	-	-	-
FUND BALANCE APPROPRIATED	-	-	-	-	-	-
LOCAL REVENUES	-	-	-	-	-	-
PRIOR YEARS	405	-	-	-	-	-
TRANSFERS FM CAP RESERVE	1,701,431	2,160,000	2,704,000	2,704,000	544,000	25%
210 Total	1,701,836	2,160,000	2,704,000	2,704,000	544,000	25%
CAP PROJ-COMM PARTNERSHIP						
225						
TRANSFERS FM CAP RESERVE	425,000	350,000	325,000	250,000	(100,000)	-29%
TRANSFERS FM SCH 1/2 CENT	-	-	100,000	100,000	100,000	-
225 Total	425,000	350,000	425,000	350,000	-	-29%
GRAHAM SCHOOL/TACC PROJ						
238						
CONTRIBUTIONS FROM PRI FD	-	-	-	-	-	-
238 Total	-	-	-	-	-	-



Type/Fund/Department/Account	FY24		FY25 Dept Request	FY25 Manager	\$ Change from Amended	% Change from Amend
	FY23 Actuals	Amended Budget				
CAP PROJ-EMS BELWOOD						
241						
TRANSFERS FM CAP RESERVE	-	-	-	-	-	
241 Total	-	-	-	-	-	
CAP PROJ-LGRD STORMWATER						
255						
STATE GOVERNMENT GRANTS	-	100,000	-	-	(100,000)	-100%
255 Total	-	100,000	-	-	(100,000)	-100%
40 Total	3,277,861	2,610,000	3,129,000	3,054,000	444,000	-34%
41						
CAPITAL RESERVE GENERAL						
209						
CONTRIBUTIONS FROM PRI FD	3,696,315	3,125,000	2,954,000	2,954,000	(171,000)	-5%
FUND BALANCE APPROPRIATED	-	2,919,689	-	-	(2,919,689)	-100%
INTEREST ON INVESTMENTS	31,015	-	-	-	-	
LOCAL REVENUES	510,000	-	-	-	-	
209 Total	4,237,330	6,044,689	2,954,000	2,954,000	(3,090,689)	-53%
41 Total	4,237,330	6,044,689	2,954,000	2,954,000	(3,090,689)	-53%
42						
SCHOOLS 1/2 CT						
105						
FUND BALANCE APPROPRIATED	-	-	-	-	-	
INTEREST ON INVESTMENTS	243,809	-	-	-	-	
INTERFUND TRANSFERS	2,332,815	2,164,160	1,990,753	1,990,753	(173,407)	-8%
LOCAL OPTION SALES TAX	5,027,986	4,378,706	4,429,000	4,552,113	173,407	4%
LOCAL REV-CCS FOR SRO	11,567	-	-	-	-	
105 Total	7,616,177	6,542,866	6,419,753	6,542,866	-	-2%
PSBCF-EDUCATION LOTTERY						
107						
INTEREST ON INVESTMENTS	3,062	-	-	-	-	
ST GRANT-PUB SCH BLDG CAP	974,938	600,000	600,000	600,000	-	0%
107 Total	978,000	600,000	600,000	600,000	-	0%
42 Total	8,594,177	7,142,866	7,019,753	7,142,866	-	-1%
43						
CAP PROJ ECONOMIC DEVELOP						
232						
LOCAL REVENUES	-	-	-	-	-	
232 Total	-	-	-	-	-	
43 Total	-	-	-	-	-	
44						
REIMBURSEMENT RESOLUTION						
802						
FUND BALANCE APPROPRIATED	-	567,721	-	-	(567,721)	-100%
INTEREST ON INVESTMENTS	127,508	-	-	-	-	
SALE OF LAND	1,008,590	-	-	-	-	
802 Total	1,136,098	567,721	-	-	(567,721)	-100%
44 Total	1,136,098	567,721	-	-	(567,721)	-100%
49						
PUBLIC FIRING RANGE						
470						
BUDGETARY ACCOUNTING ONLY	-	-	-	-	-	
FUND BALANCE APPROPRIATED	-	-	-	-	-	
LOCAL REVENUES	7,500	-	-	-	-	
STATE GOVERNMENT GRANTS	442,927	-	-	-	-	
TRANSFERS FM CAP RESERVE	219,507	-	-	-	-	
470 Total	669,934	-	-	-	-	
49 Total	669,934	-	-	-	-	
54						

Type/Fund/Department/Account	FY24		FY25 Dept Request	FY25 Manager	\$ Change from Amended	% Change from Amend
	FY23 Actuals	Amended Budget				
DISPOSAL/LANDFILL						
473						
DEPARTMENTAL FEES	7,165,455	6,500,000	6,450,000	6,450,000	(50,000)	-1%
FUND BALANCE APPROPRIATED	-	2,492,989	1,814,376	1,795,130	(697,859)	-28%
INTEREST ON INVESTMENTS	244,253	-	-	-	-	
MISCELLANEOUS REVENUE	-	-	-	-	-	
OTHER TAX-SW DISPOSAL TAX	312,934	300,000	300,000	300,000	-	0%
PAYMENT OVERS/SHORTS	(243)	-	-	-	-	
S/W AFTER HOURS OPEN FEE	-	500	-	-	(500)	-100%
S/W AFTER HRS OPEN MISC F	1,620	1,400	1,600	1,600	200	14%
S/W CITATIONS/PENALTIES	1,100	500	600	600	100	20%
S/W LITTER PREVENTION FEE	72,669	-	50,000	50,000	50,000	
S/W TIRE-CLEAN FEE	4,195	1,500	1,500	1,500	-	0%
S/W UNSECURED LOAD FEE	-	-	-	-	-	
SALE OF FIXED ASSETS	531	-	-	-	-	
SALE OF SURPLUS EQ/SUPPLY	-	-	-	-	-	
SETTLEMENT OVERS/SHORTS	(0)	-	-	-	-	
STATE GOVERNMENT GRANTS	-	-	-	-	-	
473 Total	7,802,513	9,296,889	8,618,076	8,598,830	(698,059)	-13%
COLLECTIONS/MANNED SITES						
474						
FUND BALANCE APPROPRIATED	-	494,613	639,741	628,390	133,777	27%
LANDFILL USER ASSMT-2010	-	-	-	-	-	
LANDFILL USER ASSMT-2011	-	-	-	-	-	
LANDFILL USER ASSMT-2012	176	-	-	-	-	
LANDFILL USER ASSMT-2013	1,866	-	-	-	-	
LANDFILL USER ASSMT-2014	3,899	-	-	-	-	
LANDFILL USER ASSMT-2015	2,877	-	-	-	-	
LANDFILL USER ASSMT-2016	9,368	-	-	-	-	
LANDFILL USER ASSMT-2017	4,591	-	-	-	-	
LANDFILL USER ASSMT-2018	7,009	-	-	-	-	
LANDFILL USER ASSMT-2019	11,997	-	-	-	-	
LANDFILL USER ASSMT-2020	16,316	-	-	-	-	
LANDFILL USER ASSMT-2021	52,965	-	-	-	-	
LANDFILL USER ASSMT-2022	2,122,079	35,000	-	-	(35,000)	-100%
LANDFILL USER ASSMT-2023	-	2,353,823	35,000	35,000	(2,318,823)	-99%
LANDFILL USER ASSMT-2024	-	-	2,353,823	2,353,823	2,353,823	
MISCELLANEOUS REVENUE	159	-	-	-	-	
OTHER TAX-SCRAP TIRE DISP	190,449	151,000	160,000	160,000	9,000	6%
OTHER TAX-SW DISPOSAL TAX	61,895	56,000	58,000	58,000	2,000	4%
OTHER TAX-WHITE GOODS DIS	49,953	53,000	50,000	50,000	(3,000)	-6%
RECYCLE CANS	4,735	4,000	4,000	4,000	-	0%
SALE OF BATTERIES	3,320	2,000	2,000	2,000	-	0%
SALE OF SCRAP METAL	151,347	118,000	120,000	120,000	2,000	2%
STATE GOVERNMENT GRANTS	18,238	25,000	-	-	(25,000)	-100%
474 Total	2,713,240	3,292,436	3,422,564	3,411,213	118,777	-27%
54 Total	10,515,753	12,589,325	12,040,640	12,010,043	(579,282)	-21%
55						
LEGRAND CENTER						
480						
ADMIN SERVICES ALLOCATION	666,360	690,847	1,015,863	810,622	119,775	17%
BARTENDER FEES	5,940	5,000	5,000	5,000	-	0%
CATERER VENUE FEES-NON TAXABLE	1,566	5,000	2,000	2,000	(3,000)	-60%
DEPARTMENTAL FEES	11,168	10,000	10,000	10,000	-	0%
EVENT SECURITY FEES	2,453	1,500	2,500	2,500	1,000	67%
MISCELLANEOUS REVENUE	3,268	3,500	2,500	2,500	(1,000)	-29%
PAYMENT OVERS/SHORTS	8	-	-	-	-	
RENTS	177,473	170,000	170,000	170,000	-	0%

Type/Fund/Department/Account	FY24		FY25 Dept Request	FY25 Manager	\$ Change from Amended	% Change from Amend
	FY23 Actuals	Amended Budget				
SALE OF ALCOHOLIC BEVERAG	36,418	25,000	25,000	25,000	-	0%
480 Total	904,654	910,847	1,232,863	1,027,622	116,775	-1%
55 Total	904,654	910,847	1,232,863	1,027,622	116,775	-1%
60						
WORKERS COMPENSATION						
650						
ADMIN SERVICES ALLOCATION	268,487	270,899	393,499	393,499	122,600	45%
FUND BALANCE APPROPRIATED	-	100,000	100,000	100,000	-	0%
INSURANCE SETTLEMENT	7,015	10,000	10,000	10,000	-	0%
INTEREST ON INVESTMENTS	2,973	600	3,000	3,000	2,400	400%
TRANSFERS FR S/W DISPOSAL	205,901	205,901	205,901	205,901	-	0%
TRANSFERS FR SOC SER FUND	-	117,600	117,600	117,600	-	0%
650 Total	484,377	705,000	830,000	830,000	125,000	74%
PROPERTY/LIABILITY						
651						
ADMIN SERVICES ALLOCATION	860,832	1,346,257	1,067,636	1,067,636	(278,621)	-21%
EARL SCRUGGS INS PRM REIM	-	-	-	-	-	-
FUND BALANCE APPROPRIATED	-	10,066	-	-	(10,066)	-100%
INS SETTLEMENT/RISK MGMT FEES-EMPLOYEE	-	-	-	-	-	-
INSURANCE SETTLEMENT	127,255	154,824	100,000	100,000	(54,824)	-35%
INTEREST ON INVESTMENTS	41	-	-	-	-	-
TRANSFERS FR S/W DISPOSAL	91,300	91,300	91,300	91,300	-	0%
651 Total	1,079,428	1,602,447	1,258,936	1,258,936	(343,511)	-39%
60 Total	1,563,805	2,307,447	2,088,936	2,088,936	(218,511)	29%
65						
FUND TRANSFERS						
981						
ADMIN SERVICES ALLOCATION	191,000	191,000	191,000	191,000	-	0%
BCBS EMPLOYER HLTH PREM	11,148,550	11,220,000	11,220,000	11,220,000	-	0%
EMP CONTRIB EHW PROGRAMS	-	-	-	-	-	-
FUND BALANCE APPROPRIATED	-	954,234	1,367,900	1,367,900	413,666	43%
981 Total	11,339,550	12,365,234	12,778,900	12,778,900	413,666	14%
65 Total	11,339,550	12,365,234	12,778,900	12,778,900	413,666	14%
66						
DENTAL INSURANCE						
661						
DENTAL INSURANCE PREMIUMS	220,226	240,000	240,000	240,000	-	0%
INTEREST ON INVESTMENTS	8,754	-	-	-	-	-
661 Total	228,980	240,000	240,000	240,000	-	0%
66 Total	228,980	240,000	240,000	240,000	-	0%
70						
DSS F/C CHRISTMAS/TRUST ACCTS						
706						
DSS F/C CHRISTMAS ACCT	1,732	5,000	5,000	5,000	-	0%
DSS TRUST ACCOUNT	310,473	300,000	300,000	300,000	-	0%
706 Total	312,205	305,000	305,000	305,000	-	0%
ASHA DEGREE REWARD MONEY						
742						
CONTRIBUTIONS/DONATIONS	-	-	-	-	-	-
742 Total	-	-	-	-	-	-
INMATE TRUST/COMMISSARY						
744						
INMATE COMMISSARY SALES	125,073	210,000	175,000	175,000	(35,000)	-17%
INMATE TRUST ACCT	675,856	665,000	700,000	700,000	35,000	5%
744 Total	800,928	875,000	875,000	875,000	-	-6%
70 Total	1,113,133	1,180,000	1,180,000	1,180,000	-	-3%
71						
FINES & FORFEITURES						



Type/Fund/Department/Account	FY24		FY25 Dept Request	FY25 Manager	\$ Change from Amended	% Change from Amend
	FY23 Actuals	Amended Budget				
741						
FINES & FORFEITURES COLL	402,560	1,200,000	1,200,000	1,200,000	-	0%
741 Total	402,560	1,200,000	1,200,000	1,200,000	-	0%
71 Total	402,560	1,200,000	1,200,000	1,200,000	-	0%
479						
IPWS ROAD/RAIL PROJ						
715						
FUND BALANCE APPROPRIATED	-	-	-	-	-	-
715 Total	-	-	-	-	-	-
479 Total	-	-	-	-	-	-
481						
CAP PROJ ECONOMIC DEVELOP						
232						
CONTRIBUTIONS FM REIM RESOLUTION	69,600	-	-	-	-	-
232 Total	69,600	-	-	-	-	-
481 Total	69,600	-	-	-	-	-
482						
CAP PROJ-CCS NORTH SHELBY						
236						
FUND BALANCE APPROPRIATED	-	-	-	-	-	-
INTEREST ON INVESTMENTS	-	-	-	-	-	-
236 Total	-	-	-	-	-	-
482 Total	-	-	-	-	-	-
485						
CAP PROJ-ERP CONVERSION						
242						
CONTRIBUTIONS FM REIM RESOLUTION	163,643	-	-	-	-	-
242 Total	163,643	-	-	-	-	-
485 Total	163,643	-	-	-	-	-
486						
CAP PROJ-CLEV CO FAIR						
245						
FUND BALANCE APPROPRIATED	-	1,100,000	-	-	(1,100,000)	-100%
STATE GOVERNMENT GRANTS	32,343	1,000,000	-	-	(1,000,000)	-100%
TRANSFERS FM CAP RESERVE	100,000	-	-	-	-	-
245 Total	132,343	2,100,000	-	-	(2,100,000)	-100%
486 Total	132,343	2,100,000	-	-	(2,100,000)	-100%
487						
CAP PROJ-SHELBY STAR						
246						
INTEREST ON INVESTMENTS	-	-	-	-	-	-
246 Total	-	-	-	-	-	-
487 Total	-	-	-	-	-	-
489						
CAP PROJ-SHELL BLDG #3						
228						
BBT PROJ FD INTEREST	-	-	-	-	-	-
BUDGETARY ACCOUNTING ONLY	-	-	-	-	-	-
FUND BALANCE APPROPRIATED	-	-	-	-	-	-
SALE OF CAPITAL ASSET	-	-	-	-	-	-
228 Total	-	-	-	-	-	-
489 Total	-	-	-	-	-	-
490						
CAP PROJ-BOARD OF ELECTION (OLD SRS)						
244						
FUND BALANCE APPROPRIATED	-	274,578	-	-	(274,578)	-100%
TRANSFERS FM CAP RESERVE	252,977	475,422	-	-	(475,422)	-100%
244 Total	252,977	750,000	-	-	(750,000)	-100%



Type/Fund/Department/Account	FY24		FY25 Dept Request	FY25 Manager	\$ Change from Amended	% Change from Amend
	FY23 Actuals	Amended Budget				
490 Total	252,977	750,000	-	-	(750,000)	-100%
491						
CAP PROJ-SHELL BLDG #4						
248						
FUND BALANCE APPROPRIATED	-	-	-	-	-	
INTEREST ON INVESTMENTS	446	-	-	-	-	
LOAN PROCEEDS	-	-	-	-	-	
248 Total	446	-	-	-	-	-
491 Total	446	-	-	-	-	-
492						
CAP PROJ-DSS RELOCATION						
249						
FUND BALANCE APPROPRIATED	-	-	-	-	-	
LOAN PROCEEDS	-	-	-	-	-	
TRANSFER FM CAPITAL RESERVE	692,459	-	-	-	-	
249 Total	692,459	-	-	-	-	-
492 Total	692,459	-	-	-	-	-
493						
CAP PROJ-JUSTICE CENTER CAMPUS						
250						
BUD ACC ONLY-OTHER SOURCE	-	7,499,950	-	-	(7,499,950)	-100%
CONTRIBUTIONS FM REIM RESOLUTION	-	-	-	-	-	
CONTRIBUTIONS FROM PRI FD	-	16,628,692	-	-	(16,628,692)	-100%
FUND BALANCE APPROPRIATED	-	2,427,594	-	-	(2,427,594)	-100%
STATE GOVERNMENT GRANTS	9,927,544	95,650,050	-	-	(95,650,050)	-100%
250 Total	9,927,544	122,206,286	-	-	(122,206,286)	-100%
493 Total	9,927,544	122,206,286	-	-	(122,206,286)	-100%
494						
PUBLIC SCHOOL BUILDING CPF						
602						
BUD ACC ONLY-OTHER SOURCE	-	18,274,613	-	-	(18,274,613)	-100%
ST GRANT-PUB SCH CAP	18,274,613	10,225,387	-	-	(10,225,387)	-100%
602 Total	18,274,613	28,500,000	-	-	(28,500,000)	-100%
494 Total	18,274,613	28,500,000	-	-	(28,500,000)	-100%
495						
CAP PROJ-CCHD EROSION CONTROL & REPAIR						
251						
CONTRIBUTIONS FM REIM RESOLUTION	377,047	-	-	-	-	
251 Total	377,047	-	-	-	-	-
495 Total	377,047	-	-	-	-	-
496						
CAP PROJ-BRGW IMPROVEMENTS						
252						
BUD ACC ONLY-OTHER SOURCE	-	29,233	-	-	(29,233)	-100%
CONTRIBUTIONS FM REIM RESOLUTION	29,234	245,767	-	-	(245,767)	-100%
FEDERAL GOVT GRANTS	-	100,000	-	-	(100,000)	-100%
252 Total	29,234	375,000	-	-	(375,000)	-100%
496 Total	29,234	375,000	-	-	(375,000)	-100%
497						
CAPITAL PROJ-E911 CALL CTR						
253						
BUD ACC ONLY-OTHER SOURCE	-	71,562	-	-	(71,562)	-100%
CONTRIBUTIONS FM CAP RESERVE	95,956	1,457,725	-	-	(1,457,725)	-100%
FUND BALANCE APPROPRIATED	-	95,956	-	-	(95,956)	-100%
STATE GOVERNMENT GRANTS	71,562	7,036,595	-	-	(7,036,595)	-100%
253 Total	167,518	8,661,838	-	-	(8,661,838)	-100%
497 Total	167,518	8,661,838	-	-	(8,661,838)	-100%
498						



Type/Fund/Department/Account	FY24		FY25 Dept Request	FY25 Manager	\$ Change from Amended	% Change from Amend
	FY23 Actuals	Amended Budget				
CAP PROJ-LEGRAND AV SYS						
254						
TRANSFER FM CAPITAL RESERVE	-	625,000	-	-	(625,000)	-100%
254 Total	-	625,000	-	-	(625,000)	-100%
498 Total	-	625,000	-	-	(625,000)	-100%
499						
CAP PROJ-WACO SUBSTATION						
256						
CONTRIBUTIONS FROM PRI FD	-	18,400	-	-	(18,400)	-100%
256 Total	-	18,400	-	-	(18,400)	-100%
499 Total	-	18,400	-	-	(18,400)	-100%
Revenue Total	261,582,521	424,238,788	231,725,508	228,241,835	(195,996,953)	-21%
Expense						
10						
COMMISSIONERS						
411						
ADVERTISING/PROMOTIONS	2,834	2,000	14,000	14,000	12,000	600%
AUTOMOTIVE SUPPLIES	198	750	750	750	-	0%
AWARDS/APPRECIATION	18,246	21,300	28,000	28,000	6,700	31%
BOARD/COMMITTEE MEETG EXP	5,589	6,000	6,000	6,000	-	0%
CAPITAL EQUIPMENT	-	-	-	-	-	-
CLEVELAND CUP 5K	5,433	8,700	7,500	7,500	(1,200)	-14%
CONTRACTED SERVICES	54,832	11,199	6,199	6,199	(5,000)	-45%
CONTROLLED PROPERTY EXP	1,408	-	-	-	-	-
DENTAL INSURANCE	900	900	900	900	-	0%
DEPARTMENTAL SUPPLY	3,167	2,550	4,000	4,000	1,450	57%
DUES/SUBSCRIPTIONS	83,648	85,609	90,000	90,000	4,391	5%
EMPLOYER 401K	2,873	3,584	3,764	3,710	126	4%
GRANTS	108,350	94,350	352,900	208,950	114,600	121%
HOSPITAL INSURANCE	49,440	52,800	52,800	52,800	-	0%
MEDICARE TAXES	1,650	895	939	926	31	3%
MOTOR FUELS/OILS	500	2,000	2,000	2,000	-	0%
PENALTY EXPENSE	-	-	-	-	-	-
POSTAGE	-	500	500	500	-	0%
PROFESSIONAL SERV	9,024	8,200	10,000	10,000	1,800	22%
RENTAL/LEASE EQUIP/OTHER	-	1,488	-	-	(1,488)	-100%
RETIREMENT	39	7,676	8,531	8,409	733	10%
SALARIES/WAGES-P/T	296	2,000	2,000	2,000	-	0%
SALARIES/WAGES-REG	112,497	112,959	62,726	115,050	2,091	2%
SOCIAL SECURITY TAXES	7,056	3,828	4,013	3,957	129	3%
TELECOMMUNICATIONS	1,201	3,000	3,000	3,000	-	0%
TRAVEL/TRAINING	33,100	23,780	80,000	26,780	3,000	13%
UNEMP COMPENSATION	35,479	33,512	40,000	40,000	6,488	19%
UNIFORMS/CLOTHING	-	750	-	-	(750)	-100%
411 Total	537,757	490,330	780,522	635,431	145,101	25%
COUNTY MANAGER/ADMIN						
412						
ADVERTISING/PROMOTIONS	10,827	19,413	10,000	10,000	(9,413)	-48%
AUTOMOTIVE SUPPLIES	712	1,000	1,000	1,000	-	0%
CAPITAL EQUIPMENT	27,786	-	-	-	-	-
CONTRACTED LABOR	-	1,000	-	-	(1,000)	-100%
CONTRACTED SERVICES	25,514	22,000	12,000	12,000	(10,000)	-45%
CONTROLLED PROPERTY EXP	3,207	-	-	-	-	-
DENTAL INSURANCE	1,530	1,260	1,896	1,896	636	50%
DEPARTMENTAL SUPPLY	3,805	6,750	7,000	7,000	250	4%
DUES/SUBSCRIPTIONS	40,817	49,576	44,485	44,485	(5,091)	-10%
EMPLOYER 401K	42,972	50,336	45,220	44,574	(5,762)	-11%
GARBAGE EXPENSE	-	-	-	-	-	-

Type/Fund/Department/Account	FY24		FY25 Dept Request	FY25 Manager	\$ Change from Amended	% Change from Amend
	FY23 Actuals	Amended Budget				
HOSPITAL INSURANCE	84,141	100,400	98,916	98,916	(1,484)	-1%
INSURANCE /BONDING	-	800	800	800	-	0%
LICENSE/PERMIT/CERTIFICATE	192	250	250	250	-	0%
MAINT CONTRACTS-EQUIP	4,136	6,000	6,000	6,000	-	0%
MEDICARE TAXES	11,850	12,310	11,081	10,922	(1,388)	-11%
MOTOR FUELS/OILS	363	1,000	1,000	1,000	-	0%
POSTAGE	576	1,500	1,500	1,500	-	0%
PROFESSIONAL SERV	7,405	30,267	10,000	10,000	(20,267)	-67%
RETIREMENT	84,493	107,803	102,500	101,035	(6,768)	-6%
SALARIES/WAGES-P/T	13,197	9,000	10,500	10,350	1,350	15%
SALARIES/WAGES-REG	818,143	847,573	753,674	751,547	(96,026)	-11%
SOCIAL SECURITY TAXES	42,285	52,634	47,379	46,702	(5,932)	-11%
TELECOMMUNICATIONS	5,629	5,000	5,000	5,000	-	0%
TRAVEL/TRAINING	12,825	33,360	42,000	33,360	-	0%
412 Total	1,242,405	1,359,232	1,212,201	1,198,337	(160,895)	-12%
FINANCE & PURCHASING						
413						
AUTOMOTIVE SUPPLIES	170	700	1,000	1,000	300	43%
AWARDS/APPRECIATION	283	600	600	600	-	0%
CAPITAL EQUIPMENT	28,263	-	-	-	-	-
CONTRACTED LABOR	-	19,425	7,000	7,000	(12,425)	-64%
CONTRACTED SERVICES	58,795	189,117	105,110	105,110	(84,007)	-44%
DENTAL INSURANCE	2,175	2,340	2,340	2,340	-	0%
DEPARTMENTAL SUPPLY	15,798	14,000	15,000	15,000	1,000	7%
DUES/SUBSCRIPTIONS	6,137	10,736	5,232	5,232	(5,504)	-51%
EMPLOYER 401K	42,207	49,547	53,052	52,294	2,747	6%
HOSPITAL INSURANCE	149,350	167,600	184,800	184,800	17,200	10%
INSURANCE /BONDING	1,809	4,975	3,000	3,000	(1,975)	-40%
LICENSE/PERMIT/CERTIFICATE	-	-	-	-	-	-
MAINT CONTRACTS-EQUIP	8,415	12,000	15,000	15,000	3,000	25%
MEDICARE TAXES	10,969	12,082	12,935	12,750	668	6%
MOTOR FUELS/OILS	(1,928)	1,000	1,000	1,000	-	0%
PENALTY EXPENSE	1,007	1,300	1,000	1,000	(300)	-23%
POSTAGE	27,289	24,512	28,700	28,700	4,188	17%
PRIOR YEAR PAYABLE EXP	-	-	-	-	-	-
PROFESSIONAL SERV	101,926	61,677	71,375	71,375	9,698	16%
REFUNDS	-	-	-	-	-	-
RENT OF BUILDING/SPACE	15,000	15,000	15,000	15,000	-	0%
RETIREMENT	93,252	106,112	120,250	118,532	12,420	12%
SALARIES/WAGES-P/T	627	-	7,875	7,763	7,763	-
SALARIES/WAGES-REG	786,040	702,983	884,194	871,562	168,579	24%
SOCIAL SECURITY TAXES	46,903	51,663	55,308	54,518	2,855	6%
TELECOMMUNICATIONS	2,738	3,000	3,000	3,000	-	0%
TRAVEL/TRAINING	15,071	23,300	25,000	25,000	1,700	7%
413 Total	1,412,297	1,473,669	1,617,771	1,601,576	127,907	-2%
PROPERTY TAX ADMIN						
415						
ADVERTISING/PROMOTIONS	6,876	15,000	15,000	15,000	-	0%
AUTOMOTIVE SUPPLIES	1,604	3,000	3,000	3,000	-	0%
CAPITAL EQUIPMENT	7,526	61,543	52,257	12,857	(48,686)	-79%
COLLECTION FEES	20	-	-	-	-	-
CONTRACTED SERVICES	134,979	138,433	175,200	128,000	(10,433)	-8%
CONTROLLED PROPERTY EXP	-	986	2,400	2,400	1,414	143%
DENTAL INSURANCE	3,720	3,960	3,960	3,960	-	0%
DEPARTMENTAL SUPPLY	21,729	22,600	21,000	21,000	(1,600)	-7%
DUES/SUBSCRIPTIONS	10,121	11,100	9,370	9,370	(1,730)	-16%
EMPLOYER 401K	62,592	71,487	76,683	75,587	4,100	6%
HOSPITAL INSURANCE	255,440	290,400	290,400	290,400	-	0%



Type/Fund/Department/Account	FY24		FY25 Dept Request	FY25 Manager	\$ Change from Amended	% Change from Amend
	FY23 Actuals	Amended Budget				
INSURANCE /BONDING	100	100	100	100	-	0%
LICENSE/PERMIT/CERTIFICATE	1,450	2,000	2,800	2,800	800	40%
MAINT CONTRACTS-EQUIP	29,302	31,000	31,000	31,000	-	0%
MEDICARE TAXES	16,124	17,711	18,988	18,717	1,006	6%
MOTOR FUELS/OILS	4,222	8,000	8,000	8,000	-	0%
NCVTS REFUNDS	-	-	-	-	-	-
PENALTY EXPENSE	-	-	-	-	-	-
POSTAGE	62,698	72,000	72,000	72,000	-	0%
PROFESSIONAL SERV	130,394	84,000	238,200	120,050	36,050	43%
REFUNDS	-	-	-	-	-	-
REPAIRS ON EQUIPMENT	-	350	-	-	(350)	-100%
RETIREMENT	137,417	153,101	173,814	171,331	18,230	12%
SALARIES/WAGES-P/T	5,237	30,000	10,000	10,000	(20,000)	-67%
SALARIES/WAGES-REG	1,156,436	1,191,448	1,278,045	1,259,787	68,339	6%
SOCIAL SECURITY TAXES	68,945	75,730	81,192	80,032	4,302	6%
TELECOMMUNICATIONS	1,700	3,600	3,600	3,600	-	0%
TRAVEL/TRAINING	8,219	15,000	10,000	10,000	(5,000)	-33%
415 Total	2,126,850	2,302,549	2,577,009	2,348,991	46,442	-2%
LEGAL/COUNTY ATTORNEY						
416						
ADVERTISING/PROMOTIONS	5,844	9,000	7,500	5,000	(4,000)	-44%
C/O-FORECLOSURE PROPERTY	-	6,154	10,000	10,000	3,846	62%
C/O-LAND	-	-	-	-	-	-
CONTRACTED SERVICES	-	-	-	-	-	-
CONTROLLED PROPERTY EXP	-	-	-	-	-	-
DENTAL INSURANCE	465	360	360	360	-	0%
DEPARTMENTAL SUPPLY	1,716	4,300	4,500	4,500	200	5%
DUES/SUBSCRIPTIONS	3,225	3,370	3,500	3,835	465	14%
EMPLOYER 401K	15,545	20,063	13,669	13,473	(6,590)	-33%
HOSPITAL INSURANCE	31,930	26,400	26,400	26,400	-	0%
INSUR/LEGAL SETTLEMENT	15,000	5,000	5,000	5,000	-	0%
LEGAL FORECLOSUR PROPERTY	1,500	3,846	9,000	9,000	5,154	134%
LEGAL SERVICES	3,028	21,000	50,000	40,000	19,000	90%
LICENSE/PERMIT/CERTIFICATE	52	1,000	1,000	100	(900)	-90%
MAINT CONTRACTS-EQUIP	1,096	1,700	2,000	1,700	-	0%
MEDICARE TAXES	4,078	4,849	3,303	3,256	(1,593)	-33%
POSTAGE	-	-	100	100	100	-
PROFESSIONAL SERV	86,696	90,200	75,000	75,000	(15,200)	-17%
RETIREMENT	34,641	42,969	30,982	30,539	(12,430)	-29%
SALARIES/WAGES-REG	296,327	334,388	227,809	224,555	(109,833)	-33%
SOCIAL SECURITY TAXES	17,423	20,732	14,124	13,922	(6,810)	-33%
TELECOMMUNICATIONS	848	2,250	2,250	2,250	-	0%
TRAVEL/TRAINING	11,572	20,000	20,000	20,000	-	0%
416 Total	530,986	617,581	506,497	488,990	(128,591)	0%
ELECTIONS						
418						
ADVERTISING/PROMOTIONS	5,031	6,500	7,000	7,000	500	8%
AWARDS/APPRECIATION	3,079	500	1,000	1,000	500	100%
BOARD/COMMITTEE MEETG EXP	296	500	500	500	-	0%
BOE BALLOTS	27,977	42,000	42,000	42,000	-	0%
CAPITAL EQUIPMENT	20,024	33,057	20,000	20,000	(13,057)	-39%
CONTROLLED PROPERTY EXP	-	2,050	-	-	(2,050)	-100%
DENTAL INSURANCE	525	540	540	540	-	0%
DEPARTMENTAL SUPPLY	13,843	17,947	20,000	20,000	2,053	11%
DONATIONS-CAP EQUIP-GENRL	1,850	-	-	-	-	-
DUES/SUBSCRIPTIONS	2,496	4,900	4,900	4,900	-	0%
EMPLOYER 401K	9,126	11,337	14,840	11,734	397	4%
HOSPITAL INSURANCE	23,690	26,400	26,400	26,400	-	0%

Type/Fund/Department/Account	FY24		FY25 Dept Request	FY25 Manager	\$ Change from Amended	% Change from Amend
	FY23 Actuals	Amended Budget				
LEGAL SERVICES	-	2,500	2,500	2,500	-	0%
LICENSE/PERMIT/CERTIFICATE	100	1,843	1,000	1,000	(843)	-46%
MAINT BLDG/GROUNDS	-	-	-	-	-	-
MAINT CONTRACTS-EQUIP	30,755	44,800	44,800	44,800	-	0%
MEDICARE TAXES	4,751	5,161	7,182	6,432	1,271	25%
POSTAGE	10,393	20,000	20,000	20,000	-	0%
PROFESSIONAL SERV	21,436	21,273	30,600	30,600	9,327	44%
REFUNDS	-	-	-	-	-	-
RENT OF BUILDING/SPACE	4,373	4,500	4,500	4,500	-	0%
RENTAL/LEASE EQUIP/OTHER	-	3,000	3,000	3,000	-	0%
REPAIRS ON EQUIPMENT	-	1,000	1,000	1,000	-	0%
RETIREMENT	20,052	24,281	33,638	26,597	2,316	10%
SALARIES/WAGES-P/T	151,672	167,000	248,000	248,000	81,000	49%
SALARIES/WAGES-REG	187,610	188,953	247,340	195,567	6,614	4%
SOCIAL SECURITY TAXES	20,311	22,069	30,711	27,501	5,432	25%
TELECOMMUNICATIONS	1,045	1,900	1,900	1,900	-	0%
TRAVEL/TRAINING	10,430	20,000	20,000	20,000	-	0%
418 Total	570,865	674,011	833,351	767,471	93,460	4%
REGISTER OF DEEDS						
419						
ADVERTISING/PROMOTIONS	-	-	-	-	-	-
AWARDS/APPRECIATION	-	25	200	200	175	700%
CONTRACTED SERVICES	3,361	3,350	4,550	4,550	1,200	36%
CONTROLLED PROPERTY EXP	-	2,981	-	-	(2,981)	-100%
DENTAL INSURANCE	1,215	1,260	1,080	1,080	(180)	-14%
DEPARTMENTAL SUPPLY	11,674	13,443	20,000	20,000	6,557	49%
DONATIONS/CONTRI	-	100	-	-	(100)	-100%
DUES/SUBSCRIPTIONS	1,084	1,550	1,650	1,450	(100)	-6%
EMPLOYER 401K	17,259	19,251	20,352	20,061	810	4%
HOSPITAL INSURANCE	74,160	92,400	92,400	92,400	-	0%
INSURANCE /BONDING	100	100	100	100	-	0%
LICENSE/PERMIT/CERTIFCATE	50	190	100	100	(90)	-47%
MAINT CONTRACTS-EQUIP	45,952	50,000	47,760	47,760	(2,240)	-4%
MEDICARE TAXES	5,021	5,551	5,862	5,779	228	4%
POSTAGE	9,190	18,400	19,500	10,000	(8,400)	-46%
PROFESSIONAL SERV	10,098	150,771	150,771	66,070	(84,701)	-56%
REFUNDS	-	-	-	-	-	-
REG DEED SUP PENSION	9,100	8,940	6,240	6,240	(2,700)	-30%
REPAIRS ON EQUIPMENT	-	471	-	-	(471)	-100%
RETIREMENT	38,184	41,230	46,130	45,471	4,241	10%
SALARIES/WAGES-P/T	30,647	59,300	65,100	64,170	4,870	8%
SALARIES/WAGES-REG	319,346	320,854	339,194	334,348	13,494	4%
SOCIAL SECURITY TAXES	21,467	23,737	25,066	24,708	971	4%
TELECOMMUNICATIONS	587	2,000	2,000	2,000	-	0%
TRAVEL/TRAINING	8,569	10,000	15,000	15,000	5,000	50%
419 Total	607,065	825,904	863,055	761,487	(64,417)	16%
INFORMATION TECHNOLOGY						
421						
CAPITAL EQUIPMENT	44,238	-	-	-	-	-
CONTRACTED SERVICES	(1,200)	1,300	1,300	1,300	-	0%
CONTROLLED PROPERTY EXP	8,504	-	-	-	-	-
DENTAL INSURANCE	1,440	1,440	1,800	1,800	360	25%
DEPARTMENTAL SUPPLY	21,098	24,000	24,000	24,000	-	0%
DUES/SUBSCRIPTIONS	67,180	149,414	149,014	149,014	(400)	0%
EDUCATION/CERTIF/TRAINING	16,762	-	-	-	-	-
EMPLOYER 401K	42,820	46,589	52,843	52,088	5,499	12%
HOSPITAL INSURANCE	111,240	118,800	132,000	132,000	13,200	11%
LICENSE/PERMIT/CERTIFCATE	134,843	179,700	337,450	337,450	157,750	88%

Type/Fund/Department/Account	FY24		FY25 Dept Request	FY25 Manager	\$ Change from Amended	% Change from Amend
	FY23 Actuals	Amended Budget				
MAINT CONTRACTS-EQUIP	20,097	37,000	39,200	39,200	2,200	6%
MEDICARE TAXES	11,908	11,694	13,227	13,038	1,344	11%
POSTAGE	-	85	-	-	(85)	-100%
PROFESSIONAL SERV	-	7,600	7,600	7,600	-	0%
RENT OF BUILDING/SPACE	14,000	14,000	14,000	14,000	-	0%
REPAIRS ON EQUIPMENT	127	1,300	1,300	1,300	-	0%
RETIREMENT	96,242	99,778	119,777	118,065	18,287	18%
SALARIES/WAGES-P/T	52,020	30,000	31,500	31,050	1,050	4%
SALARIES/WAGES-REG	792,846	776,479	880,710	868,128	91,649	12%
SOCIAL SECURITY TAXES	50,917	50,002	56,557	55,749	5,747	11%
TELECOMMUNICATIONS	6,168	7,560	8,560	8,560	1,000	13%
TRAVEL/TRAINING	8,787	24,400	24,400	24,400	-	0%
421 Total	1,500,037	1,581,141	1,895,238	1,878,742	297,601	6%
TRAVEL & TOURISM						
422						
ADVERTISING/PROMOTIONS	25,995	37,650	55,500	55,500	17,850	47%
AWARDS/APPRECIATION	-	500	500	500	-	0%
CONTRACTED LABOR	2,452	-	-	-	-	-
CONTRACTED SERVICES	101,975	108,500	107,500	107,500	(1,000)	-1%
CONTROLLED PROPERTY EXP	-	1,822	-	-	(1,822)	-100%
DENTAL INSURANCE	180	180	180	180	-	0%
DEPARTMENTAL SUPPLY	972	650	1,325	1,325	675	104%
DUES/SUBSCRIPTIONS	6,049	6,139	7,150	7,051	912	15%
EMPLOYER 401K	3,739	4,137	4,344	4,282	145	4%
GRANTS	-	-	-	-	-	-
HOSPITAL INSURANCE	12,360	13,200	13,200	13,200	-	0%
LICENSE/PERMIT/CERTIFICATE	40	50	-	-	(50)	-100%
MAINT CONTRACTS-EQUIP	-	-	-	-	-	-
MEDICARE TAXES	884	1,000	1,050	1,035	35	4%
POSTAGE	90	350	600	600	250	71%
PROFESSIONAL SERV	-	-	-	-	-	-
RETIREMENT	8,219	8,860	9,845	9,705	845	10%
SALARIES/WAGES-P/T	-	-	-	-	-	-
SALARIES/WAGES-REG	69,123	68,946	72,393	71,359	2,413	3%
SOCIAL SECURITY TAXES	3,779	4,275	4,488	4,424	149	3%
TELECOMMUNICATIONS	423	600	600	600	-	0%
TRAVEL & TOURISM EVENTS	27,126	45,069	40,000	40,000	(5,069)	-11%
TRAVEL/TRAINING	8,090	4,678	6,500	6,500	1,822	39%
422 Total	271,496	306,606	325,175	323,761	17,155	5%
HUMAN RESOURCES						
423						
ADVERTISING/PROMOTIONS	2,217	4,000	4,000	4,000	-	0%
AUTOMOTIVE SUPPLIES	2,777	2,500	2,500	2,500	-	0%
AWARDS/APPRECIATION	22,256	26,000	26,000	26,000	-	0%
CAPITAL EQUIPMENT	195,354	-	30,000	-	-	-
CONTRACTED SERVICES	3,405	71,985	83,739	29,795	(42,190)	-59%
DENTAL INSURANCE	1,995	1,980	1,620	1,620	(360)	-18%
DEPARTMENTAL SUPPLY	11,848	8,860	9,000	9,000	140	2%
DUES/SUBSCRIPTIONS	2,920	3,774	3,774	3,774	-	0%
EDUCATION/CERTIF/TRAINING	3,538	10,250	17,250	17,250	7,000	68%
EMPLOYER 401K	41,663	45,954	46,804	46,136	182	0%
HIGHER EDUCATION REIMB	4,788	10,000	10,000	10,000	-	0%
HOSPITAL INSURANCE	136,990	145,200	118,800	118,800	(26,400)	-18%
LICENSE/PERMIT/CERTIFICATE	-	-	-	-	-	-
MAINT CONTRACTS-EQUIP	1,552	3,590	3,487	3,590	-	0%
MEDICARE TAXES	10,528	11,106	11,311	11,149	43	0%
MOTOR FUELS/OILS	1,079	1,500	1,500	1,500	-	0%
PENALTY EXPENSE	-	-	-	-	-	-

Type/Fund/Department/Account	FY24		FY25 Dept Request	FY25 Manager	\$ Change from Amended	% Change from Amend
	FY23 Actuals	Amended Budget				
POSTAGE	1,258	1,200	1,200	1,200	-	0%
PROFESSIONAL SERV	25,679	23,000	72,438	72,100	49,100	213%
RETIREMENT	91,601	98,419	106,089	104,574	6,155	6%
SALARIES/WAGES-P/T	472	10,000	28,147	27,745	17,745	177%
SALARIES/WAGES-REG	770,048	765,905	780,070	768,926	3,021	0%
SOCIAL SECURITY TAXES	45,016	47,486	48,364	47,673	187	0%
TELECOMMUNICATIONS	2,528	4,000	4,000	4,000	-	0%
TRAVEL/TRAINING	3,737	10,000	6,851	6,851	(3,149)	-31%
423 Total	1,383,247	1,306,709	1,416,944	1,318,183	11,474	16%
FACILITIES MAINTENANCE						
426						
AUTOMOTIVE SUPPLIES	6,687	10,000	10,000	10,000	-	0%
CAPITAL EQUIPMENT	-	13,959	170,270	45,270	31,311	224%
CONTRACTED SERVICES	260,622	271,847	288,249	288,249	16,402	6%
CONTROLLED PROPERTY EXP	14,366	13,500	9,000	9,000	(4,500)	-33%
DENTAL INSURANCE	1,260	1,440	1,440	1,440	-	0%
DEPARTMENTAL SUPPLY	5,808	15,000	15,000	15,000	-	0%
DUES/SUBSCRIPTIONS	-	150	-	-	(150)	-100%
EMPLOYER 401K	20,380	27,900	26,808	26,425	(1,475)	-5%
GARBAGE EXPENSE	36,441	35,504	37,225	37,225	1,721	5%
HOSPITAL INSURANCE	86,520	105,600	105,600	105,600	-	0%
LICENSE/PERMIT/CERTIFCATE	1,080	2,315	2,315	2,315	-	0%
LIGHTING REPLACEMENT EXP	-	-	-	-	-	-
MAINT BLDG/GROUNDS	189,621	229,329	340,000	340,000	110,671	48%
MAINT CONTRACTS-EQUIP	34,577	48,105	48,320	48,320	215	0%
MEDICARE TAXES	6,245	7,148	7,210	7,107	(41)	-1%
MOTOR FUELS/OILS	21,326	20,000	20,000	20,000	-	0%
POSTAGE	-	21	-	-	(21)	-100%
PROFESSIONAL SERV	2,150	650	-	-	(650)	-100%
RENTAL/LEASE EQUIP/OTHER	1,844	1,500	1,500	1,500	-	0%
REPAIRS ON EQUIPMENT	3,986	8,000	5,000	5,000	(3,000)	-38%
RETIREMENT	44,837	59,752	60,766	59,898	146	0%
SALARIES/WAGES-P/T	54,222	56,806	50,400	49,680	(7,126)	-13%
SALARIES/WAGES-REG	384,343	411,775	446,808	440,425	28,650	7%
SOCIAL SECURITY TAXES	26,705	30,566	30,827	30,386	(180)	-1%
TELECOMMUNICATIONS	5,195	7,000	7,000	7,000	-	0%
TRAVEL/TRAINING	-	-	-	-	-	-
UTILITIES	669,017	685,000	685,000	685,000	-	0%
426 Total	1,877,231	2,062,867	2,368,738	2,234,840	171,973	-4%
FACILITIES JANITORIAL						
427						
DENTAL INSURANCE	525	-	-	-	-	-
EMPLOYER 401K	5,298	-	-	-	-	-
HOSPITAL INSURANCE	36,050	-	-	-	-	-
MAINT BLDG/GROUNDS	22,967	-	-	-	-	-
MEDICARE TAXES	1,483	-	-	-	-	-
RETIREMENT	11,653	-	-	-	-	-
SALARIES/WAGES-P/T	6,036	-	-	-	-	-
SALARIES/WAGES-REG	98,896	-	-	-	-	-
SOCIAL SECURITY TAXES	6,341	-	-	-	-	-
427 Total	189,251	-	-	-	-	-
MUNICIPAL ELECTIONS						
428						
ADVERTISING/PROMOTIONS	-	4,000	-	-	(4,000)	-100%
BOE BALLOTS	-	21,000	-	-	(21,000)	-100%
DEPARTMENTAL SUPPLY	-	8,000	-	-	(8,000)	-100%
LEGAL SERVICES	-	1,200	-	-	(1,200)	-100%
MEDICARE TAXES	-	943	-	-	(943)	-100%

Type/Fund/Department/Account	FY24		FY25 Dept Request	FY25 Manager	\$ Change from Amended	% Change from Amend
	FY23 Actuals	Amended Budget				
POSTAGE	-	2,000	-	-	(2,000)	-100%
PROFESSIONAL SERV	-	20,000	-	-	(20,000)	-100%
RENT OF BUILDING/SPACE	-	2,000	-	-	(2,000)	-100%
RENTAL/LEASE EQUIP/OTHER	-	4,000	-	-	(4,000)	-100%
SALARIES/WAGES-P/T	-	65,000	-	-	(65,000)	-100%
SOCIAL SECURITY TAXES	-	4,030	-	-	(4,030)	-100%
TRAVEL/TRAINING	-	600	-	-	(600)	-100%
428 Total	-	132,773	-	-	(132,773)	-100%
MUNICIPAL GRANTS						
430						
BUD ACC ONLY-OTHER SOURCE	-	908,528	-	-	(908,528)	-100%
GRANTS	753,373	4,518,224	147,048	147,048	(4,371,176)	-97%
GRANTS-NCGA-OUTSIDE AGENCIES	-	1,735,000	-	-	(1,735,000)	-100%
MUNICIPAL GRANTS-PARKS/REC	166,222	257,662	118,000	98,000	(159,662)	-62%
430 Total	919,595	7,419,414	265,048	245,048	(7,174,366)	-90%
3RD PARTY(PASS THRU)GRANT						
432						
GRANTS	312,194	324,563	324,563	324,563	-	0%
PRIOR YEAR PAYABLE EXP	6,784	-	-	-	-	-
REFUNDS	15,859	-	-	-	-	-
432 Total	334,837	324,563	324,563	324,563	-	0%
JCPC GRANT ADMIN						
433						
ADVERTISING/PROMOTIONS	-	600	600	600	-	0%
AWARDS/APPRECIATION	4,470	2,320	2,320	2,320	-	0%
BOARD/COMMITTEE MEETG EXP	-	1,800	1,800	1,800	-	0%
CONTRACTED SERVICES	3,094	10,080	-	-	(10,080)	-100%
CONTROLLED PROPERTY EXP	892	-	-	-	-	-
DEPARTMENTAL SUPPLY	57	700	700	700	-	0%
PRIOR YEAR PAYABLE EXP	-	-	-	-	-	-
PROFESSIONAL SERV	-	-	10,080	10,080	10,080	-
REFUNDS	5,871	-	-	-	-	-
TRAVEL/TRAINING	-	-	-	-	-	-
433 Total	14,383	15,500	15,500	15,500	-	-20%
LAW ENFORCEMENT-MENTAL HLTH/WELLNESS GRANTS						
435						
ADVERTISING/PROMOTIONS	321	-	-	-	-	-
BUD ACC ONLY-OTHER SOURCE	-	47,079	-	-	(47,079)	-100%
CONTRACTED SERVICES	39,804	35,845	-	-	(35,845)	-100%
EMPLOYER 401K	352	-	-	-	-	-
MEDICARE TAXES	86	87	-	-	(87)	-100%
RETIREMENT	763	-	-	-	-	-
SALARIES/WAGES-P/T	6,498	6,000	-	-	(6,000)	-100%
SOCIAL SECURITY TAXES	370	372	-	-	(372)	-100%
TRAVEL/TRAINING	-	2,227	-	-	(2,227)	-100%
435 Total	48,194	91,610	-	-	(91,610)	-100%
SHERIFF MOBILE COMMAND UNIT GRANT						
436						
BUD ACC ONLY-OTHER SOURCE	-	-	-	-	-	-
CAPITAL EQUIPMENT	334,219	-	-	-	-	-
436 Total	334,219	-	-	-	-	-
PUBLIC SAFETY GRANTS						
437						
CAPITAL EQUIPMENT	11,510	-	-	-	-	-
CONTROLLED PROPERTY EXP	-	-	-	-	-	-
EDUCATION/CERTIF/TRAINING	-	-	-	-	-	-
GRANTS	-	5,597	-	-	(5,597)	-100%
437 Total	11,510	5,597	-	-	(5,597)	-100%



Type/Fund/Department/Account	FY24		FY25 Dept Request	FY25 Manager	\$ Change from Amended	% Change from Amend
	FY23 Actuals	Amended Budget				
LAW ENFORCEMENT GRANTS						
438						
ADVERTISING/PROMOTIONS-LEVS	-	-	-	-	-	-
BUD ACC ONLY-OTHER SOURCE	-	23,100	-	-	(23,100)	-100%
CAPITAL EQUIPMENT	20,744	41,702	-	-	(41,702)	-100%
CAPITAL EQUIPMENT-LEVS	-	-	-	-	-	-
CONTROLLED PROPERTY EXP	2,356	7,103	-	-	(7,103)	-100%
CONTROLLED PROPERTY EXP-LEVS	-	-	-	-	-	-
DENTAL INSURANCE	180	-	-	-	-	-
DEPARTMENTAL SUPPLY	-	1,340	-	-	(1,340)	-100%
DEPARTMENTAL SUPPLY-LEVS	221	-	-	-	-	-
DUES/SUBSCRIPTIONS	-	-	-	-	-	-
DUES/SUBSCRIPTIONS-LEVS	1,897	-	-	-	-	-
EMPLOYER 401K	2,858	-	-	-	-	-
GRANTS	3,995	5,000	-	-	(5,000)	-100%
HOSPITAL INSURANCE	12,360	-	-	-	-	-
MEDICARE TAXES	757	-	-	-	-	-
MISC GRANT EXPENSE	-	-	-	-	-	-
POSTAGE-LEVS	-	-	-	-	-	-
PROFESSIONAL SERVICES-LEVS	-	-	-	-	-	-
RETIREMENT	6,270	-	-	-	-	-
SALARIES/WAGES-P/T	2,707	-	-	-	-	-
SALARIES/WAGES-REG	52,696	-	-	-	-	-
SOCIAL SECURITY TAXES	3,235	-	-	-	-	-
TELECOMMUNICATIONS-LEVS	769	-	-	-	-	-
TRAVEL/TRAINING-LEVS	-	-	-	-	-	-
438 Total	111,043	78,245	-	-	(78,245)	-100%
USDOJ COPS GRANT						
439						
AUTOMOTIVE SUPPLIES	989	2,000	-	-	(2,000)	-100%
DENTAL INSURANCE	720	720	720	720	-	0%
DEPARTMENTAL SUPPLIES	-	-	-	-	-	-
EMPLOYER 401K	13,123	13,386	15,399	15,179	1,793	13%
HOSPITAL INSURANCE	49,440	52,800	52,800	52,800	-	0%
MEDICARE TAXES	3,492	3,235	3,721	3,668	433	13%
MOTOR FUELS/OILS	4,422	6,500	-	-	(6,500)	-100%
RETIREMENT	31,004	31,456	38,754	38,200	6,744	21%
SALARIES/WAGES-REG	245,593	223,093	256,649	252,983	29,890	13%
SOCIAL SECURITY TAXES	14,931	13,832	15,912	15,685	1,853	13%
TELECOMMUNICATIONS	1,538	1,850	-	-	(1,850)	-100%
UNIFORMS/CLOTHING	-	-	-	-	-	-
439 Total	365,251	348,872	383,955	379,235	30,363	-22%
SCHOOL RESOURCE OFFICERS						
440						
AUTOMOTIVE SUPPLIES	8,162	9,500	11,500	11,500	2,000	21%
AWARDS/APPRECIATION	931	1,000	1,000	1,000	-	0%
CAPITAL EQUIPMENT	26,380	261,492	223,064	100,000	(161,492)	-62%
CONTROLLED PROPERTY EXP	5,556	7,539	10,689	10,689	3,150	42%
DENTAL INSURANCE	1,950	1,980	1,980	2,160	180	9%
DEPARTMENTAL SUPPLY	1,929	5,024	5,000	5,000	(24)	0%
DONATIONS-CC STAR PROGRAM (PREV DARE)	1,033	11,901	2,000	2,000	(9,901)	-83%
DONATIONS-STAR PROG SUMMER CAMP	8,935	25,058	10,000	10,000	(15,058)	-60%
EMPLOYER 401K	37,429	37,873	43,018	46,129	8,256	22%
HOSPITAL INSURANCE	133,900	145,200	145,200	158,400	13,200	9%
MEDICARE TAXES	9,920	9,153	10,396	11,148	1,995	22%
MOTOR FUELS/OILS	12,558	19,600	17,000	17,000	(2,600)	-13%
RETIREMENT	88,454	89,001	108,261	116,092	27,091	30%
SALARIES/WAGES-REG	700,239	631,244	716,996	768,854	137,610	22%

Type/Fund/Department/Account	FY24		FY25 Dept Request	FY25 Manager	\$ Change from Amended	% Change from Amend
	FY23 Actuals	Amended Budget				
SOCIAL SECURITY TAXES	42,418	39,137	44,454	47,669	8,532	22%
TRAVEL/TRAINING	285	1,600	10,000	10,000	8,400	525%
UNIFORMS/CLOTHING	6,931	5,500	5,500	5,500	-	0%
440 Total	1,087,011	1,301,802	1,366,058	1,323,141	21,339	30%
SHERIFF'S OFFICE						
441						
ADVERTISING/PROMOTIONS	7,932	12,000	7,000	7,000	(5,000)	-42%
AUTOMOTIVE SUPPLIES	119,145	200,000	200,000	150,000	(50,000)	-25%
AWARDS/APPRECIATION	1,267	2,000	2,000	2,000	-	0%
CANINE SUPPLIES & MEDICAL	5,597	7,500	7,500	7,500	-	0%
CAP EQUIP-MAJOR REPAIRS	-	-	-	-	-	-
CAPITAL EQUIPMENT	2,068,297	2,151,515	1,748,757	875,000	(1,276,515)	-59%
CONTRACTED SERVICES	15,023	19,527	59,484	59,484	39,957	205%
CONTROLLED PROPERTY EXP	8,172	39,164	28,000	28,000	(11,164)	-29%
DENTAL INSURANCE	18,289	18,180	20,340	20,340	2,160	12%
DEPARTMENTAL SUPPLY	99,750	116,541	123,845	80,000	(36,541)	-31%
DONATIONS/CONTRI	13,106	72,211	12,000	12,000	(60,211)	-83%
DONATIONS-CAP EQUIP-GENRL	-	-	-	-	-	-
DONATIONS-CHAPLAINS FUND	2,193	17,807	-	-	(17,807)	-100%
DONATIONS-EQUIPMENT-GENERAL	-	-	-	-	-	-
DONATIONS-EXPLORERS PROGRAM	-	2,083	1,000	1,000	(1,083)	-52%
DONATIONS-SHERIFF CANINES	-	1,297	1,000	1,000	(297)	-23%
DONATNS-SHERIFF CHRISTMAS	2,511	7,757	5,000	5,000	(2,757)	-36%
DUES/SUBSCRIPTIONS	87,678	86,423	140,375	140,375	53,952	62%
EMPLOYER 401K	391,546	402,820	486,201	492,196	89,376	22%
ERAD SEIZURES	-	-	-	-	-	-
HOSPITAL INSURANCE	1,239,394	1,333,200	1,531,200	1,531,200	198,000	15%
INVESTIGATE/SEARCH/RESCUE	569	1,000	1,000	1,000	-	0%
LICENSE/PERMIT/CERTIFICATE	16,580	12,724	29,078	29,078	16,354	129%
MAINT BLDG/GROUNDS	75	-	-	-	-	-
MAINT CONTRACTS-EQUIP	20,325	48,465	63,868	63,868	15,403	32%
MEDICARE TAXES	111,072	104,091	124,578	125,926	21,835	21%
MISCELLANEOUS EXP	10,000	10,000	10,000	10,000	-	0%
MOTOR FUELS/OILS	360,247	300,000	350,000	330,000	30,000	10%
NARC DRUG BUYS	-	-	-	-	-	-
PENALTY EXPENSE	-	-	-	-	-	-
POSTAGE	9,282	10,000	10,000	10,000	-	0%
PROFESSIONAL SERV	32,155	30,898	26,304	26,304	(4,594)	-15%
REFUNDS	-	-	-	-	-	-
RENTAL/LEASE EQUIP/OTHER	200	500	500	500	-	0%
REPAIRS ON EQUIPMENT	148	3,500	1,000	1,000	(2,500)	-71%
RETIREMENT	922,402	946,627	1,223,607	1,238,693	292,066	31%
SALARIES/WAGES-O/T	-	100,000	-	-	(100,000)	-100%
SALARIES/WAGES-P/T	354,420	367,850	383,250	377,775	9,925	3%
SALARIES/WAGES-REG	7,208,120	6,731,041	8,103,357	8,203,264	1,472,223	22%
SHERIFF CANINE FUNDRAISER	-	13,223	-	-	(13,223)	-100%
SHERIFF CANINE USPCA	-	-	-	-	-	-
SHERIFF CANINE VESTS	-	3,011	-	-	(3,011)	-100%
SHERIFF SUPPLMENT PENSION	236,387	-	250,000	250,000	250,000	-
SOCIAL SECURITY TAXES	473,498	445,077	532,680	538,441	93,364	21%
TELECOMMUNICATIONS	60,247	89,835	97,771	97,771	7,936	9%
TRAVEL/TRAINING	42,370	49,040	56,000	40,000	(9,040)	-18%
UNIFORMS/CLOTHING	119,352	93,000	90,000	90,000	(3,000)	-3%
441 Total	14,057,351	13,849,907	15,726,695	14,845,715	995,808	-8%
FEDERAL FORFEITED PROP						
442						
AUTOMOTIVE SUPPLIES	-	-	-	-	-	-
CAPITAL EQUIPMENT	-	-	-	-	-	-

Type/Fund/Department/Account	FY24		FY25 Dept Request	FY25 Manager	\$ Change from Amended	% Change from Amend
	FY23 Actuals	Amended Budget				
DEPARTMENTAL SUPPLY	-	-	-	-	-	-
DUES/SUBSCRIPTIONS	-	-	-	-	-	-
UNIFORMS/CLOTHING	-	-	-	-	-	-
442 Total	-	-	-	-	-	-
STATE FORFEITED PROPERTY						
443						
AUTOMOTIVE SUPPLIES	3,535	9,415	-	-	(9,415)	-100%
CAPITAL EQUIPMENT	8,700	76,319	-	-	(76,319)	-100%
CONTRACTED SERVICES	-	-	-	-	-	-
CONTROLLED PROPERTY EXP	-	1,151	-	-	(1,151)	-100%
DEPARTMENTAL SUPPLY	6,813	2,030	-	-	(2,030)	-100%
DONATIONS-CAP EQUIP-GENRL	-	-	-	-	-	-
INVESTIGATE/SEARCH/RESCUE	40	115	-	-	(115)	-100%
MISCELLANEOUS EXP	12,736	42,210	50,000	50,000	7,790	18%
UNIFORMS/CLOTHING	-	42,901	-	-	(42,901)	-100%
443 Total	31,824	174,141	50,000	50,000	(124,141)	-83%
DETENTION CENTER (JAIL)						
444						
AUTOMOTIVE SUPPLIES	17,183	17,500	20,000	20,000	2,500	14%
BUD ACC ONLY-OTHER SOURCE	-	67,217	-	-	(67,217)	-100%
CAPITAL EQUIPMENT	256,424	262,919	116,833	90,000	(172,919)	-66%
CAPITAL EQUIPMENT-GRANTS	175,000	-	-	-	-	-
CONTRACTED SERVICES	1,364,813	1,487,470	1,596,598	1,552,598	65,128	4%
CONTROLLED PROPERTY EXP	5,438	11,015	3,600	3,600	(7,415)	-67%
DENTAL INSURANCE	13,201	15,375	14,580	14,580	(795)	-5%
DEPARTMENTAL SUPPLY	71,704	98,465	105,200	85,000	(13,465)	-14%
DETENTION FEES	107,360	100,000	100,000	100,000	-	0%
DONATIONS/CONTRI	-	-	-	-	-	-
DUES/SUBSCRIPTIONS	2,386	5,982	6,342	3,700	(2,282)	-38%
EMPLOYER 401K	244,516	234,205	309,893	305,466	71,261	30%
GRANTS	56,291	192,660	-	-	(192,660)	-100%
H/INMATE-SSA	1,641	37,201	8,000	8,000	(29,201)	-78%
HOSPITAL INSURANCE	909,573	1,128,052	1,095,600	1,095,600	(32,452)	-3%
HOSPITAL/DOCTOR FEES	76,550	351,000	50,000	50,000	(301,000)	-86%
INMATE INCENTIVE PROGRAM	36	2,000	2,000	2,000	-	0%
INSUR/LEGAL SETTLEMENT	102	630	-	-	(630)	-100%
LAUNDRY/DRY CLEANING	-	3,800	5,000	1,000	(2,800)	-74%
LICENSE/PERMIT/CERTIFCATE	130	260	260	260	-	0%
MAINT BLDG/GROUNDS	66,599	85,000	90,000	75,000	(10,000)	-12%
MAINT CONTRACTS-EQUIP	27,201	87,797	80,000	80,000	(7,797)	-9%
MEDICARE TAXES	64,107	57,111	75,424	74,346	17,235	30%
MEDICINE & SUPPLIES	-	5,000	5,000	5,000	-	0%
MOTOR FUELS/OILS	36,618	31,200	35,000	35,000	3,800	12%
PENALTY EXPENSE	-	-	-	-	-	-
PHARMACY FEES	261	1,000	1,000	1,000	-	0%
PROFESSIONAL SERV	23,503	29,446	29,446	19,000	(10,446)	-35%
RENTAL/LEASE EQUIP/OTHER	1,327	1,480	1,511	1,511	31	2%
REPAIRS ON EQUIPMENT	137	10,000	10,000	4,000	(6,000)	-60%
RETIREMENT	544,893	549,996	779,897	768,756	218,760	40%
SALARIES/WAGES-O/T	-	35,000	36,750	36,225	1,225	4%
SALARIES/WAGES-REG	4,515,677	3,903,405	5,164,883	5,091,099	1,187,694	30%
SOCIAL SECURITY TAXES	274,115	244,195	322,501	317,894	73,699	30%
TRAVEL/TRAINING	11,446	7,400	10,000	10,000	2,600	35%
UNIFORMS/CLOTHING	47,620	73,000	60,000	60,000	(13,000)	-18%
444 Total	8,915,854	9,136,781	10,135,318	9,910,635	773,854	-19%
EMERGENCY MANAGEMENT						
445						
ADVERTISING/PROMOTIONS	-	1,500	-	-	(1,500)	-100%

Type/Fund/Department/Account	FY24		FY25 Dept Request	FY25 Manager	\$ Change from Amended	% Change from Amend
	FY23 Actuals	Amended Budget				
AUTOMOTIVE SUPPLIES	6,897	10,000	10,000	6,000	(4,000)	-40%
AWARDS/APPRECIATION	18,015	30,400	18,000	18,000	(12,400)	-41%
BOARD/COMMITTEE MEETG EXP	-	100	100	100	-	0%
CAPITAL EQUIPMENT	53,950	49,200	-	-	(49,200)	-100%
CONTRACTED SERVICES	68,009	70,500	162,560	162,560	92,060	131%
CONTROLLED PROPERTY EXP	19,137	13,055	13,055	8,000	(5,055)	-39%
COVID RELIEF EXPENSES	-	-	-	-	-	-
DENTAL INSURANCE	630	720	720	720	-	0%
DEPARTMENTAL SUPPLY	13,110	5,539	6,000	6,000	461	8%
DONATIONS/CONTRI	-	-	-	-	-	-
DUES/SUBSCRIPTIONS	6,175	6,500	6,500	6,500	-	0%
EMPLOYER 401K	12,317	14,261	14,974	14,760	499	3%
FOOD	-	1,000	1,000	-	(1,000)	-100%
GRANTS	-	225,000	-	-	(225,000)	-100%
HOSPITAL INSURANCE	43,260	52,800	52,800	52,800	-	0%
LICENSE/PERMIT/CERTIFCATE	6,940	7,410	810	810	(6,600)	-89%
MAINT CONTRACTS-EQUIP	2,039	3,000	3,000	3,000	-	0%
MEDICARE TAXES	3,142	3,620	3,801	3,747	127	4%
MOTOR FUELS/OILS	8,747	10,000	10,000	6,000	(4,000)	-40%
POSTAGE	880	800	800	800	-	0%
PROFESSIONAL SERV	-	-	-	-	-	-
REPAIRS ON EQUIPMENT	3,331	575	300	300	(275)	-48%
RETIREMENT	26,927	30,542	33,941	33,456	2,914	10%
SALARIES/WAGES-P/T	200	12,000	12,600	12,420	420	4%
SALARIES/WAGES-REG	225,913	237,681	249,565	245,999	8,318	3%
SOCIAL SECURITY TAXES	13,436	15,480	16,254	16,022	542	4%
TELECOMMUNICATIONS	5,664	11,000	11,000	7,300	(3,700)	-34%
TRAVEL/TRAINING	1,742	2,500	2,500	1,300	(1,200)	-48%
UNIFORMS/CLOTHING	8,043	3,248	3,248	3,248	-	0%
UTILITIES	926	986	986	986	-	0%
445 Total	549,431	819,417	634,514	610,828	(208,589)	-22%
EMERGENCY MEDICAL SERVICE						
446						
ADVERTISING/PROMOTIONS	7,051	9,000	10,000	6,000	(3,000)	-33%
AUTOMOTIVE SUPPLIES	134,046	191,000	217,700	170,000	(21,000)	-11%
AWARDS/APPRECIATION	8,807	18,000	21,250	9,000	(9,000)	-50%
C/O-BUILDING	-	-	-	-	-	-
CAP EQUIP-MAJOR REPAIRS	-	-	15,000	-	-	-
CAPITAL EQUIPMENT	609,698	288,676	515,000	275,000	(13,676)	-5%
COLLECTION FEES	60	75	100	100	25	33%
CONTRACTED SERVICES	64,536	73,996	67,385	67,385	(6,611)	-9%
CONTROLLED PROPERTY EXP	13,752	30,250	65,300	25,000	(5,250)	-17%
DENTAL INSURANCE	16,065	16,020	19,080	19,080	3,060	19%
DEPARTMENTAL SUPPLY	37,716	49,985	44,500	44,500	(5,485)	-11%
DONATIONS/CONTRI	-	-	-	-	-	-
DONATIONS-CAP EQUIP-GENRL	16,730	-	-	-	-	-
DUES/SUBSCRIPTIONS	3,831	50,752	54,718	54,718	3,966	8%
EDUCATION/CERTIF/TRAINING	8,312	9,000	20,950	8,000	(1,000)	-11%
EMPLOYER 401K	378,764	396,165	423,587	509,250	113,085	29%
HOSPITAL INSURANCE	1,075,574	1,174,800	1,412,400	1,412,400	237,600	20%
LAUNDRY/DRY CLEANING	13	100	100	100	-	0%
LICENSE/PERMIT/CERTIFCATE	5,004	30,286	31,950	31,950	1,664	5%
MAINT BLDG/GROUNDS	19,504	26,700	40,500	18,000	(8,700)	-33%
MAINT CONTRACTS-EQUIP	48,804	81,548	66,598	66,598	(14,950)	-18%
MEDICAID-AMUBLANCE PROVIDER IGT FEES	324,827	200,000	-	200,000	-	0%
MEDICARE TAXES	105,885	99,655	109,979	132,748	33,093	33%
MEDICINE & SUPPLIES	148,973	184,000	265,262	150,000	(34,000)	-18%
MOTOR FUELS/OILS	171,134	354,036	300,000	205,000	(149,036)	-42%

Type/Fund/Department/Account	FY24		FY25 Dept Request	FY25 Manager	\$ Change from Amended	% Change from Amend
	FY23 Actuals	Amended Budget				
PENALTY EXPENSE	60	120	-	-	(120)	-100%
PHARMACY FEES	51,857	71,100	81,100	53,000	(18,100)	-25%
POSTAGE	461	1,100	1,200	500	(600)	-55%
PRIOR YEAR PAYABLE EXP	-	-	-	-	-	
PROFESSIONAL SERV	621	5,200	7,900	2,600	(2,600)	-50%
REFUNDS	121,670	80,000	-	80,000	-	0%
RENT OF BUILDING/SPACE	20,641	27,440	34,240	34,240	6,800	25%
RENTAL/LEASE EQUIP/OTHER	1,933	1,800	2,087	2,087	287	16%
REPAIRS ON EQUIPMENT	5,798	4,500	12,500	4,000	(500)	-11%
RETIREMENT	833,217	848,453	960,132	1,154,301	305,848	36%
SALARIES/WAGES-P/T	540,147	270,000	675,000	667,500	397,500	147%
SALARIES/WAGES-REG	6,969,053	6,602,748	8,559,790	8,487,508	1,884,760	29%
SOCIAL SECURITY TAXES	452,748	426,110	470,257	567,610	141,500	33%
TELECOMMUNICATIONS	60,529	71,636	81,575	75,000	3,364	5%
TRAVEL/TRAINING	16,088	24,000	53,000	17,000	(7,000)	-29%
UNIFORMS/CLOTHING	70,127	77,011	1,315,800	64,000	(13,011)	-17%
UTILITIES	71,912	64,400	65,696	65,696	1,296	2%
446 Total	12,415,947	11,859,662	16,021,636	14,679,871	2,820,209	-3%
VOLUNTEER RESCUE						
447						
AUTOMOTIVE SUPPLIES	41,262	-	-	-	-	
AWARDS/APPRECIATION	5,170	-	-	-	-	
C/O-BUILDINGS	-	-	-	-	-	
CAPITAL EQUIPMENT	246,430	-	-	-	-	
CONTROLLED PROPERTY EXP	7,368	-	-	-	-	
DENTAL INSURANCE	-	-	-	-	-	
DEPARTMENTAL SUPPLY	7,038	-	-	-	-	
DUES/SUBSCRIPTIONS	966	-	-	-	-	
EDUCATION/CERTIF/TRAINING	137	-	-	-	-	
EMPLOYER 401K	-	-	-	-	-	
HOSPITAL INSURANCE	-	-	-	-	-	
LICENSE/PERMIT/CERT	-	-	-	-	-	
MAINT BLDG/GROUNDS	400	-	-	-	-	
MAINT CONTRACTS-EQUIP	12,594	-	-	-	-	
MEDICARE TAXES	-	-	-	-	-	
MEDICINE & SUPPLIES	3,232	-	-	-	-	
MOTOR FUELS/OILS	113,175	-	-	-	-	
REFUNDS	-	-	-	-	-	
REPAIRS ON EQUIPMENT	-	-	-	-	-	
RETIREMENT	-	-	-	-	-	
SALARIES/WAGES-REG	-	-	-	-	-	
SOCIAL SECURITY TAXES	-	-	-	-	-	
TELECOMMUNICATIONS	433	-	-	-	-	
TRAVEL/TRAINING	-	-	-	-	-	
UNIFORMS/CLOTHING	6,323	-	-	-	-	
UTILITIES	985	-	-	-	-	
447 Total	445,513	-	-	-	-	
E911 COMMUNICATIONS						
448						
AWARDS/APPRECIATION	2,780	3,500	3,500	1,000	(2,500)	-71%
CAPITAL EQUIPMENT	-	-	-	-	-	
CONTRACTED SERVICES	-	5,655	5,655	5,655	-	0%
CONTROLLED PROPERTY EXP	-	-	-	-	-	
DENTAL INSURANCE	3,495	3,240	3,240	3,240	-	0%
DEPARTMENTAL SUPPLY	5,792	7,500	7,500	5,000	(2,500)	-33%
DUES/SUBSCRIPTIONS	5,518	7,638	7,638	7,638	-	0%
EDUCATION/CERTIF/TRAINING	-	2,500	2,500	500	(2,000)	-80%
EMPLOYER 401K	63,866	64,353	71,979	71,020	6,667	10%

Type/Fund/Department/Account	FY24		FY25 Dept Request	FY25 Manager	\$ Change from Amended	% Change from Amend
	FY23 Actuals	Amended Budget				
HOSPITAL INSURANCE	234,840	237,600	237,600	237,600	-	0%
LICENSE/PERMIT/CERTIFICATE	-	260	260	260	-	0%
MAINT CONTRACTS-EQUIP	129,143	159,538	163,266	163,266	3,728	2%
MEDICARE TAXES	16,760	16,426	18,312	18,067	1,641	10%
POSTAGE	43	500	500	500	-	0%
PROFESSIONAL SERV	673	12,240	2,000	2,000	(10,240)	-84%
RENTAL/LEASE EQUIP/OTHER	513	540	540	540	-	0%
RETIREMENT	140,168	137,822	163,153	160,978	23,156	17%
SALARIES/WAGES-P/T	9,082	60,250	63,263	62,359	2,109	4%
SALARIES/WAGES-REG	1,097,334	1,072,546	1,199,654	1,183,659	111,113	10%
SALARIES/WAGES-TRNG PREM	77,944	-	-	-	-	-
SOCIAL SECURITY TAXES	71,662	70,233	78,301	77,253	7,020	10%
TELECOMMUNICATIONS	1,370	5,000	5,000	2,000	(3,000)	-60%
TRAVEL/TRAINING	7,431	6,200	7,800	4,000	(2,200)	-35%
UNIFORMS/CLOTHING	-	1,600	-	-	(1,600)	-100%
448 Total	1,868,412	1,875,141	2,041,661	2,006,535	131,394	-19%
ELECTRONIC MAINTENANCE						
449						
AUTOMOTIVE SUPPLIES	1,552	2,500	2,500	2,500	-	0%
CAPITAL EQUIPMENT	-	511,263	250,000	250,000	(261,263)	-51%
CONTROLLED PROPERTY EXP	516	-	-	-	-	-
DENTAL INSURANCE	540	540	540	540	-	0%
DEPARTMENTAL SUPPLY	33,039	46,834	44,000	44,000	(2,834)	-6%
DUES/SUBSCRIPTIONS	(1,043)	2,200	3,400	3,400	1,200	55%
EMPLOYER 401K	12,458	14,481	15,205	14,987	506	3%
HOSPITAL INSURANCE	37,080	39,600	39,600	39,600	-	0%
INSURANCE /BONDING	-	-	-	-	-	-
LICENSE/PERMIT/CERTIFICATE	200	500	500	500	-	0%
MAINT CONTRACTS-EQUIP	299,735	302,031	324,317	324,317	22,286	7%
MEDICARE TAXES	4,011	4,021	4,360	4,296	275	7%
MOTOR FUELS/OILS	3,571	6,250	3,750	3,750	(2,500)	-40%
POSTAGE	753	500	500	500	-	0%
RENT OF BUILDING/SPACE	7,500	12,400	12,400	12,400	-	0%
RENTAL/LEASE EQUIP/OTHER	224	224	224	224	-	0%
REPAIRS ON EQUIPMENT	8,652	18,500	13,000	7,000	(11,500)	-62%
RETIREMENT	30,593	31,012	34,464	33,971	2,959	10%
SALARIES/WAGES-P/T	47,721	36,000	47,250	46,575	10,575	29%
SALARIES/WAGES-REG	231,162	241,342	253,410	249,789	8,447	4%
SOCIAL SECURITY TAXES	17,151	17,195	18,641	18,375	1,180	7%
TELECOMMUNICATIONS	(4,654)	5,080	5,980	1,900	(3,180)	-63%
TRAVEL/TRAINING	3,061	9,600	9,600	3,400	(6,200)	-65%
UTILITIES	161	170	-	-	(170)	-100%
449 Total	733,983	1,302,243	1,083,641	1,062,024	(240,219)	-12%
BUILDING INSPECTIONS						
450						
AUTOMOTIVE SUPPLIES	2,192	2,748	4,000	4,000	1,252	46%
AWARDS/APPRECIATION	-	-	50	50	50	-
CAPITAL EQUIPMENT	-	82,872	48,000	-	(82,872)	-100%
CONTRACTED SERVICES	10,512	9,226	10,000	10,000	774	8%
DENTAL INSURANCE	540	900	900	900	-	0%
DEPARTMENTAL SUPPLY	1,499	2,200	6,250	6,250	4,050	184%
DUES/SUBSCRIPTIONS	5,489	6,500	6,500	6,500	-	0%
EMPLOYER 401K	10,811	17,545	18,587	18,322	777	4%
HOSPITAL INSURANCE	37,080	62,000	66,000	66,000	4,000	6%
LICENSE/PERMIT/CERTIFICATE	288	450	450	450	-	0%
MAINT CONTRACTS-EQUIP	2,680	2,925	2,725	2,725	(200)	-7%
MEDICARE TAXES	3,423	4,240	4,492	4,428	188	4%
MOTOR FUELS/OILS	12,390	13,000	12,500	12,500	(500)	-4%

Type/Fund/Department/Account	FY24		FY25 Dept Request	FY25 Manager	\$ Change from Amended	% Change from Amend
	FY23 Actuals	Amended Budget				
POSTAGE	26	100	100	100	-	0%
REFUNDS	-	-	-	-	-	-
RETIREMENT	23,806	37,576	42,131	41,529	3,953	11%
SALARIES/WAGES-P/T	39,585	-	-	-	-	-
SALARIES/WAGES-REG	210,031	292,417	309,786	305,361	12,944	4%
SOCIAL SECURITY TAXES	14,635	18,130	19,207	18,932	802	4%
TELECOMMUNICATIONS	3,474	4,100	5,000	5,000	900	22%
TRAVEL/TRAINING	1,759	3,020	2,500	2,500	(520)	-17%
450 Total	380,220	559,949	559,178	505,547	(54,402)	9%
MEDICAL EXAMINER						
451						
AUTOMOTIVE SUPPLIES	-	-	-	-	-	-
HOSPITAL/DOCTOR FEES	87,950	65,000	65,000	65,000	-	0%
TRAVEL/TRAINING	-	-	-	-	-	-
451 Total	87,950	65,000	65,000	65,000	-	0%
HAZ-MAT CONTROL						
453						
AUTOMOTIVE SUPPLIES	153	500	500	-	(500)	-100%
CONTROLLED PROPERTY EXP	-	2,500	2,500	1,500	(1,000)	-40%
DEPARTMENTAL SUPPLY	-	3,000	3,000	-	(3,000)	-100%
DUES/SUBSCRIPTIONS	-	100	100	100	-	0%
HOSPITAL/DOCTOR FEES	-	2,500	1,500	1,500	(1,000)	-40%
INSURANCE /BONDING	-	2,500	2,500	1,550	(950)	-38%
MOTOR FUELS/OILS	82	500	500	-	(500)	-100%
TELECOMMUNICATIONS	23	300	300	-	(300)	-100%
TRAVEL/TRAINING	-	500	500	-	(500)	-100%
UNIFORMS/CLOTHING	-	500	500	-	(500)	-100%
453 Total	257	12,900	11,900	4,650	(8,250)	-72%
PUBLIC FIRING RANGE						
470						
ADVERTISING/PROMOTIONS	9,689	7,000	9,000	3,800	(3,200)	-46%
AUTOMOTIVE SUPPLIES	4,950	7,000	13,000	3,000	(4,000)	-57%
AWARDS/APPRECIATION	1,360	2,000	2,000	500	(1,500)	-75%
BOARD/COMMITTEE MEETG EXP	175	500	1,000	500	-	0%
C/O-BUILDING	-	-	40,000	-	-	-
CAPITAL EQUIPMENT	5,056	34,000	115,000	45,000	11,000	32%
CONCEALED WEAPONS CLASSES/MEALS	944	1,200	1,500	750	(450)	-38%
CONTRACTED LABOR	-	400	400	400	-	0%
CONTRACTED SERVICES	29,220	28,010	30,349	33,870	5,860	21%
CONTROLLED PROPERTY EXP	15,866	22,400	35,000	8,000	(14,400)	-64%
DENTAL INSURANCE	525	540	900	900	360	67%
DEPARTMENTAL SUPPLY	61,909	87,000	75,000	40,000	(47,000)	-54%
DONATIONS/CONTRI	-	-	-	-	-	-
DUES/SUBSCRIPTIONS	6,203	7,995	4,030	5,000	(2,995)	-37%
EMPLOYER 401K	8,238	14,865	14,200	13,998	(867)	-6%
HOSPITAL INSURANCE	36,050	39,600	66,000	66,000	26,400	67%
LAUNDRY/DRY CLEANING	1,352	1,600	1,600	1,600	-	0%
LICENSE/PERMIT/CERTIFICATE	524	500	765	555	55	11%
MAINT BLDG/GROUNDS	7,690	15,000	15,000	10,000	(5,000)	-33%
MAINT CONTRACTS-EQUIP	1,299	1,600	1,550	1,550	(50)	-3%
MEDICARE TAXES	8,116	6,637	9,141	9,011	2,374	36%
MEDICINE & SUPPLIES	299	1,000	1,000	100	(900)	-90%
MOTOR FUELS/OILS	4,868	2,500	10,000	3,700	1,200	48%
PENALTY EXPENSE	3	-	-	-	-	-
POSTAGE	70	250	500	500	250	100%
PRAP MERCHANDISE	89,725	95,000	105,000	60,000	(35,000)	-37%
PROFESSIONAL SERV	3,417	6,000	10,800	3,000	(3,000)	-50%
REFUNDS	-	-	-	-	-	-

Type/Fund/Department/Account	FY24		FY25 Dept Request	FY25 Manager	\$ Change from Amended	% Change from Amend
	FY23 Actuals	Amended Budget				
RENTAL/LEASE EQUIP/OTHER	6,224	5,000	1,500	3,000	(2,000)	-40%
REPAIRS ON EQUIPMENT	8,606	5,000	8,000	5,000	-	0%
RETIREMENT	18,133	31,835	32,188	31,728	(107)	0%
SALARIES/WAGES-P/T	412,369	275,000	320,000	320,000	45,000	16%
SALARIES/WAGES-REG	152,635	247,743	236,673	233,292	(14,451)	-6%
SOCIAL SECURITY TAXES	34,703	28,380	39,086	38,528	10,148	36%
TELECOMMUNICATIONS	1,013	8,500	5,000	1,200	(7,300)	-86%
TRAVEL/TRAINING	2,799	8,000	9,000	2,200	(5,800)	-73%
UNIFORMS/CLOTHING	272	5,000	5,000	1,500	(3,500)	-70%
UTILITIES	18,168	19,000	19,000	19,000	-	0%
470 Total	952,468	1,016,055	1,238,182	967,182	(48,873)	-13%
SHOOTING RANGE-SKEET & TRAP						
471						
DEPARTMENTAL SUPPLY	-	-	-	-	-	
MEDICARE TAXES	-	-	-	-	-	
PRAP MERCHANDISE	-	-	-	-	-	
SALARIES/WAGES-P/T	-	-	-	-	-	
SOCIAL SECURITY TAXES	-	-	-	-	-	
UTILITIES	-	-	-	-	-	
471 Total	-	-	-	-	-	
PLANNING & ZONING						
491						
ADVERTISING/PROMOTIONS	200	2,000	2,000	2,000	-	0%
AUTOMOTIVE SUPPLIES	55	2,000	2,000	500	(1,500)	-75%
AWARDS/APPRECIATION	-	-	-	-	-	
BOARD/COMMITTEE MEETG EXP	569	2,000	3,000	1,000	(1,000)	-50%
CAPITAL EQUIPMENT	-	-	160,000	-	-	
CONTRACTED SERVICES	13,200	16,513	13,200	13,200	(3,313)	-20%
DENTAL INSURANCE	1,095	1,260	1,260	1,260	-	0%
DEPARTMENTAL SUPPLY	2,226	6,000	6,000	3,500	(2,500)	-42%
DUES/SUBSCRIPTIONS	19,510	21,540	19,735	20,244	(1,296)	-6%
EMPLOYER 401K	18,589	21,928	22,850	22,523	595	3%
HOSPITAL INSURANCE	75,190	92,400	92,400	92,400	-	0%
LICENSE/PERMIT/CERTIFICATE	4,700	23,500	23,425	13,592	(9,908)	-42%
MAINT CONTRACTS-EQUIP	4,348	4,917	4,917	4,650	(267)	-5%
MEDICARE TAXES	5,017	5,517	5,781	5,698	181	3%
MOTOR FUELS/OILS	1,519	2,500	2,500	1,000	(1,500)	-60%
POSTAGE	260	1,000	1,000	1,000	-	0%
PROFESSIONAL SERV	14,689	23,000	21,000	10,000	(13,000)	-57%
REFUNDS	-	-	-	-	-	
REPAIRS ON EQUIPMENT	-	-	-	-	-	
RETIREMENT	40,597	46,962	51,793	51,053	4,091	9%
SALARIES/WAGES-P/T	17,882	15,000	17,850	17,595	2,595	17%
SALARIES/WAGES-REG	341,050	365,460	380,831	375,390	9,930	3%
SOCIAL SECURITY TAXES	21,451	23,589	24,718	24,365	776	3%
TELECOMMUNICATIONS	2,452	3,000	3,200	3,200	200	7%
TRAVEL/TRAINING	421	6,000	6,000	3,000	(3,000)	-50%
491 Total	585,019	686,086	865,460	667,170	(18,916)	-17%
ECONOMIC DEVELOPMENT						
492						
CONTRACTED SERVICES	55,688	102,500	99,500	49,500	(53,000)	-52%
DENTAL INSURANCE	360	360	540	540	180	50%
EMPLOYER 401K	15,928	16,971	15,716	15,492	(1,479)	-9%
GRANTS	226,500	326,500	326,500	164,000	(162,500)	-50%
HOSPITAL INSURANCE	24,720	26,400	39,600	39,600	13,200	50%
INDUSTRIAL INCENTIVE GRNT	1,857,410	2,283,415	2,291,515	1,500,000	(783,415)	-34%
MAINT CONTRACTS-EQUIP	2,058	2,100	-	-	(2,100)	-100%
MEDICARE TAXES	4,283	4,101	3,798	3,744	(357)	-9%

Type/Fund/Department/Account	FY24		FY25 Dept Request	FY25 Manager	\$ Change from Amended	% Change from Amend
	FY23 Actuals	Amended Budget				
PROFESSIONAL SERV	-	-	-	-	-	-
RETIREMENT	34,892	36,346	35,623	35,114	(1,232)	-3%
SALARIES/WAGES-REG	298,776	235,848	261,934	258,192	22,344	9%
SHELL BLDG SETTLEMENT	-	-	-	-	-	-
SOCIAL SECURITY TAXES	18,311	17,537	16,240	16,008	(1,529)	-9%
492 Total	2,538,925	3,052,078	3,090,966	2,082,190	(969,888)	-14%
BUSINESS DEVELOPMENT						
494						
AUTOMOTIVE SUPPLIES	-	-	250	250	250	
CONTRACTED SERVICES	-	300,000	7,500	7,500	(292,500)	-98%
DENTAL INSURANCE	-	-	180	180	180	
DEPARTMENTAL SUPPLY	-	-	1,500	1,500	1,500	
EMPLOYER 401K	-	-	6,328	6,877	6,877	
HOSPITAL INSURANCE	-	-	13,200	13,200	13,200	
MEDICARE TAXES	-	-	1,529	1,662	1,662	
MOTOR FUELS/OILS	-	-	1,500	1,500	1,500	
RENT OF BUILDING/SPACE	-	-	1,500	1,500	1,500	
RETIREMENT	-	-	14,343	15,587	15,587	
SALARIES/WAGES-REG	-	-	105,463	114,612	114,612	
SOCIAL SECURITY TAXES	-	-	6,539	7,106	7,106	
TRAVEL/TRAINING	-	-	2,500	2,500	2,500	
494 Total	-	300,000	162,332	173,974	(126,026)	-98%
COOPERATIVE EXTENSION						
495						
4H EVENTS	2,625	7,330	7,000	3,000	(4,330)	-59%
4H PROGRAM ENHANCEMENTS	881	11,752	6,000	-	(11,752)	-100%
4H SHOOTING SPORTS	-	5,805	-	-	(5,805)	-100%
ADVERTISING/PROMOTIONS	231	750	750	750	-	0%
AUTOMOTIVE SUPPLIES	513	3,300	500	500	(2,800)	-85%
AWARDS/APPRECIATION	156	750	750	750	-	0%
BOARD/COMMITTEE MEETG EXP	659	750	750	750	-	0%
CAPITAL EQUIPMENT	-	41,996	-	-	(41,996)	-100%
CONTROLLED PROPERTY EXP	-	-	-	-	-	
COOP NUTRITION CLASS EXP	372	188	800	800	612	326%
CORN GROWERS ASSOC ACTIVITY	-	6,900	-	-	(6,900)	-100%
DAIRY STEER PROJ-CONTRIBU	-	10,848	8,500	8,500	(2,348)	-22%
DEPARTMENTAL SUPPLY	9,148	7,470	8,000	6,000	(1,470)	-20%
DONATIONS/CONTRI	1,014	2,705	1,200	1,000	(1,705)	-63%
DONATIONS-D LEATHERWOOD MEM GARDEN	-	-	-	-	-	
DUES/SUBSCRIPTIONS	6,223	5,200	5,200	5,452	252	5%
EMPLOYER 401K	-	12,667	14,623	14,623	1,956	15%
GRANTS	7,394	11,500	11,500	11,500	-	0%
GRG DONATIONS	1,431	2,583	-	-	(2,583)	-100%
HOME HORTICULTURE	1,154	1,937	-	1,000	(937)	-48%
HORTICULTURE ACTIVITIES	464	2,538	-	-	(2,538)	-100%
HOSPITAL INSURANCE	19,849	23,161	27,000	27,000	3,839	17%
INSURANCE /BONDING	-	-	-	-	-	
MAINT BLDG/GROUNDS	-	-	500	500	500	
MAINT CONTRACTS-EQUIP	1,200	1,200	1,200	1,200	-	0%
MASTER GARDENERS	15	1,985	2,000	1,000	(985)	-50%
MEDICARE TAXES	2,834	3,366	3,534	3,534	168	5%
MOTOR FUELS/OILS	429	1,200	1,200	750	(450)	-38%
POSTAGE	579	1,220	1,210	1,210	(10)	-1%
PROFESSIONAL SERV	7,085	36,500	52,500	52,500	16,000	44%
REFUNDS	-	-	-	-	-	
RENTAL/LEASE EQUIP/OTHER	2,190	2,191	2,191	2,191	-	0%
REPAIRS ON EQUIPMENT	-	-	-	-	-	
RETIREMENT	41,600	27,129	33,145	33,145	6,016	22%

Type/Fund/Department/Account	FY24					
	FY23 Actuals	Amended Budget	FY25 Dept Request	FY25 Manager	\$ Change from Amended	% Change from Amend
SALARIES/WAGES-P/T	19,060	-	-	-	-	
SALARIES/WAGES-REG	184,163	211,118	243,711	243,711	32,593	15%
SOCIAL SECURITY TAXES	9,486	14,392	15,110	15,110	718	5%
SUMMER FUN ACTIVITIES	1,700	9,222	7,500	2,500	(6,722)	-73%
TELECOMMUNICATIONS	1,875	2,700	2,700	2,700	-	0%
TRAVEL/TRAINING	2,077	3,200	3,200	1,600	(1,600)	-50%
UNEMP COMPENSATION	-	500	-	-	(500)	-100%
495 Total	326,406	476,053	462,274	443,276	(32,777)	-22%
FORESTRY						
496						
CONTRACTED SERVICES	79,750	95,698	99,728	99,728	4,030	4%
496 Total	79,750	95,698	99,728	99,728	4,030	4%
TRANSPORTATION ADMIN						
497						
GRANTS	326,911	334,690	253,965	253,965	(80,725)	-24%
497 Total	326,911	334,690	253,965	253,965	(80,725)	-24%
SOIL CONSERVATION						
498						
AUTOMOTIVE SUPPLIES	58	1,050	1,600	1,600	550	52%
DENTAL INSURANCE	360	360	360	360	-	0%
DEPARTMENTAL SUPPLY	1,240	1,300	1,300	1,300	-	0%
DEPT SUPPLY-ED MATERIALS	193	1,000	1,000	1,000	-	0%
DUES/SUBSCRIPTIONS	1,490	3,251	3,680	3,680	429	13%
EMPLOYER 401K	5,890	6,660	6,993	6,893	233	3%
FARM EQUIPMENT REPAIRS	244	2,700	1,000	1,000	(1,700)	-63%
HOSPITAL INSURANCE	24,720	26,400	26,400	26,400	-	0%
MEDICARE TAXES	1,457	1,812	1,893	1,869	57	3%
MISCELLANEOUS EXP	1,069	2,100	3,000	3,000	900	43%
MOTOR FUELS/OILS	1,119	1,000	2,000	2,000	1,000	100%
POSTAGE	45	300	300	300	-	0%
RENT OF BUILDING/SPACE	3,437	3,636	3,636	3,360	(276)	-8%
RETIREMENT	12,915	14,263	15,850	15,623	1,360	10%
SALARIES/WAGES-P/T	-	14,000	14,000	14,000	-	0%
SALARIES/WAGES-REG	109,723	110,993	116,542	114,877	3,884	3%
SOCIAL SECURITY TAXES	6,229	7,750	8,094	7,990	240	3%
TELECOMMUNICATIONS	293	600	600	600	-	0%
TRAVEL/TRAINING	1,364	1,850	3,000	3,000	1,150	62%
498 Total	171,845	201,025	211,248	208,852	7,827	12%
ANIMAL/RABIES CONTROL						
542						
ADVERTISING/PROMOTIONS	42	1,450	12,000	2,000	550	38%
AUTOMOTIVE SUPPLIES	17,599	12,732	15,000	15,000	2,268	18%
AWARDS/APPRECIATION	1,131	1,200	1,200	1,200	-	0%
C/O-OTHER IMPROVE	-	-	-	-	-	
CAPITAL EQUIPMENT	-	261,595	513,500	250,000	(11,595)	-4%
CONTRACTED LABOR	4,320	12,500	10,000	10,000	(2,500)	-20%
CONTRACTED SERVICES	17,953	18,000	18,000	15,000	(3,000)	-17%
CONTROLLED PROPERTY EXP	1,910	-	4,500	4,500	4,500	
DENTAL INSURANCE	2,438	2,700	3,420	3,420	720	27%
DEPARTMENTAL SUPPLY	34,944	26,138	40,000	35,000	8,862	34%
DONATIONS/CONTRIBUTIONS	-	2,000	-	-	(2,000)	-100%
DONATIONS-FERAL CATS	2,466	-	-	-	-	
DUES/SUBSCRIPTIONS	4,734	7,500	7,500	7,500	-	0%
EDUCATION/CERTIF/TRAINING	45	600	600	600	-	0%
EMPLOYER 401K	39,195	60,734	63,130	62,228	1,494	2%
FOOD	15,592	16,000	20,000	15,000	(1,000)	-6%
GARBAGE EXPENSES	2,188	4,200	4,200	4,200	-	0%
GRANTS	-	-	-	-	-	

Type/Fund/Department/Account	FY24		FY25 Dept Request	FY25 Manager	\$ Change from Amended	% Change from Amend
	FY23 Actuals	Amended Budget				
HOSPITAL INSURANCE	146,775	198,000	237,600	237,600	39,600	20%
LAUNDRY/DRY CLEANING	-	100	-	-	(100)	-100%
LICENSE/PERMIT/CERTIFICATE	50	1,418	1,000	1,000	(418)	-29%
MAINT BLDG/GROUNDS	11,307	16,000	20,000	17,000	1,000	6%
MAINT CONTRACTS-EQUIP	13,710	15,330	15,000	15,000	(330)	-2%
MEDICARE TAXES	10,756	14,750	15,590	15,372	622	4%
MEDICINE & SUPPLIES	74,590	77,500	75,000	75,000	(2,500)	-3%
MOTOR FUELS/OILS	37,884	42,000	30,000	30,000	(12,000)	-29%
POSTAGE	163	1,500	500	500	(1,000)	-67%
PROFESSIONAL SERVICES	132,577	85,000	100,000	80,000	(5,000)	-6%
REFUNDS	-	-	-	-	-	-
RENTAL/LEASE EQUIPMENT	1,161	1,000	1,000	1,000	-	0%
REPAIRS ON EQUIPMENT	-	-	750	750	750	-
RETIREMENT	86,184	130,071	143,095	141,051	10,980	8%
SALARIES/WAGES-P/T	29,309	5,000	23,000	23,000	18,000	360%
SALARIES/WAGES-REG	727,389	1,012,228	1,052,172	1,037,141	24,913	2%
SOCIAL SECURITY TAXES	45,991	63,068	66,661	65,729	2,661	4%
TELECOMMUNICATIONS	11,235	13,000	16,000	16,000	3,000	23%
TRAVEL/TRAINING	4,785	10,668	16,000	8,000	(2,668)	-25%
UNIFORMS/CLOTHING	11,355	8,000	10,000	10,000	2,000	25%
UTILITIES	15,311	18,000	18,000	20,000	2,000	11%
542 Total	1,505,088	2,139,982	2,554,418	2,219,791	79,809	5%
MENTAL HEALTH (PATHWAYS)						
560						
CONTRACTED SERVICES	-	-	-	-	-	-
DENTAL INSURANCE	68	-	-	-	-	-
EMPLOYER 401K	1,518	-	-	-	-	-
GRANTS	636,000	552,000	666,300	606,800	54,800	10%
HOSPITAL INSURANCE	4,644	-	-	-	-	-
MEDICARE TAXES	785	-	-	-	-	-
PROFESSIONAL SERV	67,702	-	-	-	-	-
RETIREMENT	3,333	-	-	-	-	-
SALARIES/WAGES-P/T	5,477	-	-	-	-	-
SALARIES/WAGES-REG	77,946	-	-	-	-	-
SOCIAL SECURITY TAXES	3,356	-	-	-	-	-
560 Total	800,827	552,000	666,300	606,800	54,800	10%
VETERAN SERVICES						
591						
AWARDS/APPRECIATION	60	132	750	750	618	468%
CONTRACTED SERVICES	-	-	-	-	-	-
DENTAL INSURANCE	360	360	360	360	-	0%
DEPARTMENTAL SUPPLY	1,528	1,650	1,650	1,650	-	0%
DUES/SUBSCRIPTIONS	60	120	120	120	-	0%
EMPLOYER 401K	4,974	5,458	5,731	5,649	191	3%
HOSPITAL INSURANCE	24,720	26,400	26,400	26,400	-	0%
MAINT CONTRACTS-EQUIP	2,042	3,318	2,500	2,500	(818)	-25%
MEDICARE TAXES	1,317	1,319	1,603	1,583	264	20%
POSTAGE	41	500	500	500	-	0%
RETIREMENT	10,942	11,690	12,991	12,805	1,115	10%
SALARIES/WAGES-PT	-	-	15,000	15,000	15,000	-
SALARIES/WAGES-REG	92,007	90,972	95,521	94,156	3,184	3%
SOCIAL SECURITY TAXES	5,631	5,640	6,852	6,768	1,128	20%
TELECOMMUNICATIONS	120	200	500	500	300	150%
TRAVEL/TRAINING	2,703	2,200	2,950	2,950	750	34%
591 Total	146,503	149,959	173,428	171,691	21,732	49%
CLEVELAND COUNTY SCHOOLS						
600						
C/O SCH-SPEC ALLOCATION	700,000	700,000	700,000	700,000	-	0%



Type/Fund/Department/Account	FY24		FY25 Dept Request	FY25 Manager	\$ Change from Amended	% Change from Amend
	FY23 Actuals	Amended Budget				
CAPITAL OUTLAY SCH	700,000	700,000	700,000	700,000	-	0%
CURRENT EXPENSE SCH	10,250,000	10,250,000	10,250,000	10,250,000	-	0%
GRANTS	-	1,040,000	40,000	40,000	(1,000,000)	-96%
OTHER OPERATING EXPENSE	1,740,378	2,640,378	2,990,378	2,990,378	350,000	13%
600 Total	13,390,378	15,330,378	14,680,378	14,680,378	(650,000)	-17%
CLEVELAND COMM COLLEGE						
604						
CURRENT EXPENSE SCH	3,058,872	3,308,872	3,558,872	3,558,872	250,000	8%
MAINT BLDG/GROUNDS	30,000	30,000	30,000	30,000	-	0%
UTILITIES	61,432	45,000	55,000	55,000	10,000	22%
604 Total	3,150,304	3,383,872	3,643,872	3,643,872	260,000	10%
LIBRARY SYSTEM						
611						
ADVERTISING/PROMOTIONS	254	1,500	1,500	1,000	(500)	-33%
AUTOMOTIVE SUPPLIES	103	1,200	1,200	500	(700)	-58%
AWARDS/APPRECIATION	892	731	600	600	(131)	-18%
CAPITAL EQUIPMENT	-	-	5,450	-	-	
CONTRACTED SERVICES	331	950	2,800	1,200	250	26%
CONTROL EQ-MAJOR REPAIRS	-	-	-	-	-	
CONTROLLED PROPERTY EXP	-	-	1,000	-	-	
DENTAL INSURANCE	2,115	2,520	2,520	2,520	-	0%
DEPARTMENTAL SUPPLY	18,005	19,717	22,000	22,000	2,283	12%
DEPARTMENTAL SUPPLY-ADULT PROG	2,689	2,800	3,000	1,500	(1,300)	-46%
DEPARTMENTAL SUPPLY-OUTREACH PROG	4,784	2,900	2,500	2,500	(400)	-14%
DEPARTMENTAL SUPPLY-SPANGLER BRANCH	-	2,800	3,000	3,000	200	7%
DEPARTMENTAL SUPPLY-YOUTH SERVS PROG	3,984	3,500	3,500	3,500	-	0%
DONATIONS GROVER BRANCH	-	49,570	-	-	(49,570)	-100%
DONATIONS SPANGLER FOUNDA	-	50	-	-	(50)	-100%
DONATIONS SPECIAL BLANTON	18,606	37,443	87,500	87,500	50,057	134%
DONATIONS/CONTRI	5,806	117,011	15,000	4,000	(113,011)	-97%
DONATIONS-AUDIO/VIDEO-GEN	-	507	100	-	(507)	-100%
DONATIONS-BOOKS-GENERAL	8,419	55,152	10,000	7,000	(48,152)	-87%
DONATIONS-CAP EQUIP-GENRL	-	5,000	-	-	(5,000)	-100%
DONATIONS-PERIODICALS-GEN	-	1,864	100	-	(1,864)	-100%
DONT-BOOKS-B BLACKBURN	1,779	3,389	2,400	1,000	(2,389)	-70%
DONT-BOOKS-SNODDY	3,624	8,394	12,000	500	(7,894)	-94%
DONT-BOOKS-YOUNG	899	42,332	3,000	3,000	(39,332)	-93%
DUES/SUBSCRIPTIONS	18,852	21,936	22,726	22,607	671	3%
EDUCATION/CERTIF/TRAINING	164	500	700	700	200	40%
EMPLOYER 401K	27,715	34,349	35,242	34,739	390	1%
FOOD	-	369	500	500	131	36%
GRANTS	172,710	172,650	512,000	85,500	(87,150)	-50%
HOSPITAL INSURANCE	133,900	184,800	184,800	184,800	-	0%
LIBRARY AUDIO/VIDEO MAT	4,145	5,000	5,000	4,000	(1,000)	-20%
LIBRARY BOOKS	41,966	46,000	45,000	45,000	(1,000)	-2%
LIBRARY PERIODICALS	4,862	6,940	6,846	6,846	(94)	-1%
LICENSE/PERMIT/CERTIFICATE	5,368	6,327	7,047	4,651	(1,676)	-26%
MAINT BLDG/GROUNDS	770	2,000	2,000	2,000	-	0%
MAINT CONTRACTS-EQUIP	10,737	11,214	26,842	13,000	1,786	16%
MEDICARE TAXES	8,174	9,171	9,822	9,700	529	6%
MOTOR FUELS/OILS	469	800	800	800	-	0%
POSTAGE	788	2,000	2,000	1,000	(1,000)	-50%
PROFESSIONAL SERV	1,706	4,000	6,200	3,000	(1,000)	-25%
REPAIRS ON EQUIPMENT	103	600	600	600	-	0%
RETIREMENT	61,700	73,565	79,882	78,741	5,176	7%
SALARIES/WAGES-P/T	66,374	60,000	60,000	60,000	-	0%
SALARIES/WAGES-REG	510,511	572,489	587,368	578,977	6,488	1%
SOCIAL SECURITY TAXES	34,953	39,214	41,997	41,477	2,263	6%



Type/Fund/Department/Account	FY24		FY25 Dept Request	FY25 Manager	\$ Change from Amended	% Change from Amend
	FY23 Actuals	Amended Budget				
TELECOMMUNICATIONS	5,561	5,979	5,979	5,979	-	0%
TRAVEL/TRAINING	4,284	4,300	5,000	4,500	200	5%
UTILITIES	36,031	40,000	45,000	35,000	(5,000)	-13%
611 Total	1,224,134	1,663,533	1,872,521	1,365,437	(298,096)	-22%
RECREATION						
612						
CONTRACTED SERVICES	62,649	67,914	70,000	70,000	2,086	3%
GRANTS	61,000	61,000	83,850	61,000	-	0%
LICENSE/PERMIT/CERTIFICATE	-	50	50	50	-	0%
MEDICARE TAXES	-	-	-	-	-	-
SALARIES/WAGES-P/T	-	-	-	-	-	-
SOCIAL SECURITY TAXES	-	-	-	-	-	-
UTILITIES	-	-	5,000	5,000	5,000	-
612 Total	123,649	128,964	158,900	136,050	7,086	1%
COMMUNITIES IN SCHOOLS						
613						
GRANTS	57,870	57,870	64,300	40,000	(17,870)	-31%
PRIOR YEAR PAYABLE EXP	-	-	-	-	-	-
613 Total	57,870	57,870	64,300	40,000	(17,870)	-31%
HISTORIC COURTHOUSE						
614						
GRANTS	95,400	95,400	105,000	96,500	1,100	1%
614 Total	95,400	95,400	105,000	96,500	1,100	1%
COUNCIL ON AGING						
617						
GRANTS	168,332	168,332	628,632	168,332	-	0%
617 Total	168,332	168,332	628,632	168,332	-	0%
ROD AUTOMATION E & P						
619						
PROFESSIONAL SERV	-	150,000	109,053	109,053	(40,947)	-27%
619 Total	-	150,000	109,053	109,053	(40,947)	-27%
DEBT SERVICE						
800						
BOND INTEREST	-	25,000	-	-	(25,000)	-100%
BOND PRINCIPAL	-	79,401	-	-	(79,401)	-100%
LEASE PAYMENT INTEREST	3,474	-	15,184	15,184	15,184	-
LEASE PUR PAYMENTS	1,267,629	1,059,651	531,566	531,566	(528,085)	-50%
800 Total	1,271,104	1,164,052	546,750	546,750	(617,302)	-83%
FUND TRANSFERS						
981						
ADMINISTRATIVE SERVICES	11,759,695	13,919,006	15,905,076	14,527,622	608,616	3%
INTERFUND TRANSFERS	7,890,531	9,403,521	6,516,670	6,207,872	(3,132,649)	-31%
981 Total	19,650,225	23,322,527	22,421,746	20,798,494	(2,502,242)	-14%
CONTINGENCY						
998						
EMERG & CONTINGENCY	-	174,325	750,000	1,250,000	1,075,675	617%
OVERTIME/HOLIDAY PAY	-	-	-	-	-	-
998 Total	-	174,325	750,000	1,250,000	1,075,675	617%
10 Total	101,527,411	117,016,995	117,840,621	110,337,377	(6,679,618)	-8%
11						
SOCIAL WORK (PREV TITLE XX)						
504						
CAPITAL EQUIPMENT	-	-	-	-	-	-
CONTRACTED LABOR	107,931	151,326	110,000	50,000	(101,326)	-67%
CONTRACTED SERVICES	333,536	405,388	450,000	400,000	(5,388)	-1%
DENTAL INSURANCE	10,937	11,527	12,465	10,980	(547)	-5%
DEPARTMENTAL SUPPLY	-	-	-	-	-	-
EMPLOYER 401K	236,127	276,347	305,355	282,052	5,705	2%

Type/Fund/Department/Account	FY24		FY25 Dept Request	FY25 Manager	\$ Change from Amended	% Change from Amend
	FY23 Actuals	Amended Budget				
GRANTS	-	38,500	-	-	(38,500)	-100%
HOSPITAL INSURANCE	754,080	866,312	914,161	818,400	(47,912)	-6%
MEDICARE TAXES	62,089	66,100	73,794	68,308	2,208	3%
MISC GRANT EXPENSE	25,405	30,000	50,000	50,000	20,000	67%
MISCELLANEOUS EXP	398	-	-	-	-	-
PROFESSIONAL SERV	52,798	90,000	100,000	80,000	(10,000)	-11%
RETIREMENT	518,319	593,686	690,619	639,318	45,632	8%
SALARIES/WAGES-P/T	23,547	26,532	20,000	10,000	(16,532)	-62%
SALARIES/WAGES-REG	4,347,572	4,638,310	5,078,088	4,700,869	62,559	1%
SOCIAL SECURITY TAXES	265,483	282,639	315,534	292,074	9,435	3%
TRAVEL/TRAINING	64,688	90,000	100,000	80,000	(10,000)	-11%
UNFUNDED MH SERVICES	10,622	30,000	30,000	30,000	-	0%
504 Total	6,813,529	7,596,667	8,250,016	7,512,001	(84,666)	-12%
SOCIAL SERVICES ADMIN						
506						
ADMINISTRATIVE SERVICES	211,198	288,500	288,500	191,000	(97,500)	-34%
ADVERTISING/PROMOTIONS	557	1,500	1,500	1,500	-	0%
AUTOMOTIVE SUPPLIES	8,848	10,000	10,000	10,000	-	0%
AWARDS/APPRECIATION	12,246	15,000	20,000	15,000	-	0%
BOARD/COMMITTEE MEETG EXP	2,200	3,360	3,840	3,840	480	14%
CAPITAL EQUIPMENT	175,904	58,400	297,982	77,000	18,600	32%
CONTRACTED LABOR	-	-	-	-	-	-
CONTRACTED SERVICES	69,948	162,260	100,000	62,000	(100,260)	-62%
CONTROLLED PROPERTY EXP	13,708	3,600	-	-	(3,600)	-100%
COURT EXPENSE	33,025	50,000	50,000	45,000	(5,000)	-10%
DENTAL INSURANCE	1,748	1,800	1,801	1,440	(360)	-20%
DEPARTMENTAL SUPPLY	177,890	85,000	105,000	85,000	-	0%
DUES/SUBSCRIPTIONS	22,930	30,000	30,000	30,000	-	0%
EDUCATION/CERTIF/TRAINING	515	2,000	2,000	1,300	(700)	-35%
EMERG & CONTINGENCY	-	-	-	-	-	-
EMPLOYER 401K	44,181	49,834	44,125	43,979	(5,855)	-12%
GARBAGE EXPENSE	-	3,606	3,606	3,606	-	0%
HOSPITAL INSURANCE	119,995	132,000	132,100	118,800	(13,200)	-10%
INS-RETIRED BENEFITS	397,580	401,700	397,580	435,600	33,900	8%
LEGAL SERVICES	-	-	5,000	-	-	-
LICENSE/PERMIT/CERTIFICATE	555	1,000	1,000	1,000	-	0%
MAINT BLDG/GROUNDS	-	15,000	15,000	9,000	(6,000)	-40%
MAINT CONTRACTS-EQUIP	144,678	218,591	474,000	200,000	(18,591)	-9%
MEDICARE TAXES	11,423	12,097	10,664	10,628	(1,469)	-12%
MOTOR FUELS/OILS	18,290	18,000	18,000	15,000	(3,000)	-17%
OFFICE SUPPLIES	-	-	-	-	-	-
PENALTY EXPENSE	-	-	-	-	-	-
PHARMACY FEES	91	-	-	-	-	-
POSTAGE	62,359	90,000	80,000	80,000	(10,000)	-11%
PROFESSIONAL SERV	57,183	60,000	60,000	55,000	(5,000)	-8%
RENT OF BUILDING/SPACE	25,000	25,000	25,000	25,000	-	0%
REPAIRS ON EQUIPMENT	-	2,240	-	-	(2,240)	-100%
RETIREMENT	97,221	104,418	99,797	99,533	(4,885)	-5%
SALARIES/WAGES-REG	817,879	802,450	733,803	732,979	(69,471)	-9%
SOCIAL SECURITY TAXES	48,840	51,495	45,596	45,445	(6,050)	-12%
TELECOMMUNICATIONS	101,353	125,000	125,000	125,004	4	0%
TRAVEL/TRAINING	11,713	21,000	15,000	10,000	(11,000)	-52%
UNCOLL/BAD DEBT EXP	-	-	-	-	-	-
WORK COMP TFR FDS TO FD60	107,800	117,600	117,600	117,600	-	0%
506 Total	2,796,856	2,962,451	3,313,494	2,651,254	(311,197)	-16%
OUTSIDE POOR						
507						
EMERG & CONTINGENCY	-	-	-	-	-	-

Type/Fund/Department/Account	FY24		FY25 Dept Request	FY25 Manager	\$ Change from Amended	% Change from Amend
	FY23 Actuals	Amended Budget				
FOOD	685	1,000	1,000	1,000	-	0%
GRANTS	24,662	16,550	-	3,000	(13,550)	-82%
HOSPITAL/DOCTOR FEES	-	-	-	-	-	-
MEDICINE & SUPPLIES	484	1,500	1,500	1,500	-	0%
MISCELLANEOUS EXPENSE	2,636	5,000	5,000	5,000	-	0%
PUBLIC ASSISTANCE	1,600,305	2,404,208	2,600,000	2,400,000	(4,208)	0%
SUBSTANCE	13,993	29,000	29,000	29,000	-	0%
UNIFORMS/CLOTHING	4,064	7,000	7,000	7,000	-	0%
507 Total	1,646,829	2,464,258	2,643,500	2,446,500	(17,758)	-12%
INCOME MAINTENANCE						
508						
BUD ACC ONLY-OTHER SOURCE	-	6,000	-	-	(6,000)	-100%
CAPITAL EQUIPMENT	74,973	148,935	-	-	(148,935)	-100%
CONTRACTED LABOR	120,004	145,000	190,000	90,000	(55,000)	-38%
CONTRACTED SERVICES	199	7,000	7,000	4,000	(3,000)	-43%
DENTAL INSURANCE	13,155	16,268	13,101	16,560	292	2%
EMPLOYER 401K	198,580	248,276	320,919	281,079	32,803	13%
GRANTS	6,000	44,000	-	-	(44,000)	-100%
GRANTS-STATE MEDICAID	-	97,300	-	-	(97,300)	-100%
HOSPITAL INSURANCE	885,800	1,153,246	960,756	1,174,800	21,554	2%
LICENSE/PERMIT/CERTIFICATE	-	-	-	-	-	-
MEDICARE TAXES	53,878	60,955	77,556	67,927	6,972	11%
MISCELLANEOUS EXP	-	365	250	250	(115)	-32%
PROFESSIONAL SERVICE	-	-	-	-	-	-
PUBLIC ASSISTANCE	1,135	5,000	5,000	5,000	-	0%
REFUNDS	-	-	-	-	-	-
RETIREMENT	436,868	533,380	725,821	637,113	103,733	19%
SALARIES/WAGES-P/T	138,792	135,032	200,000	200,000	64,968	48%
SALARIES/WAGES-REG	3,676,497	4,184,386	4,752,548	4,684,655	500,269	12%
SOCIAL SECURITY TAXES	230,375	260,642	331,617	290,449	29,807	11%
TRAVEL/TRAINING	1,412	8,000	10,000	3,500	(4,500)	-56%
508 Total	5,837,670	7,053,785	7,594,568	7,455,333	401,548	-26%
SPECIAL ASSISTANCE						
509						
DENTAL INSURANCE	180	180	103	180	-	0%
EMPLOYER 401K	2,548	2,775	2,531	2,489	(286)	-10%
HOSPITAL INSURANCE	12,360	13,200	7,578	13,200	-	0%
MEDICARE TAXES	677	671	611	602	(69)	-10%
RETIREMENT	5,611	5,943	5,725	5,643	(300)	-5%
SALARIES/WAGES-REG	47,170	46,251	42,092	41,490	(4,761)	-10%
SOCIAL SECURITY TAXES	2,896	2,868	2,616	2,572	(296)	-10%
509 Total	71,443	71,888	61,256	66,176	(5,712)	-7%
AID TO BLIND						
511						
PUBLIC ASSISTANCE	10,801	11,590	12,045	12,045	455	4%
511 Total	10,801	11,590	12,045	12,045	455	4%
IVD CHILD SUPPORT						
512						
DENTAL INSURANCE	3,645	3,780	2,838	3,240	(540)	-14%
DUES/SUBSCRIPTIONS	-	120	150	150	30	25%
EMPLOYER 401K	56,743	69,706	69,531	70,383	677	1%
HOSPITAL INSURANCE	248,230	277,200	208,159	237,600	(39,600)	-14%
MAINT CONTRACTS-EQUIP	-	2,500	2,500	2,500	-	0%
MEDICARE TAXES	14,562	16,846	16,803	17,009	163	1%
MISCELLANEOUS EXP	779	250	250	250	-	0%
PROFESSIONAL SERVICES	4,759	5,000	6,500	6,500	1,500	30%
REFUNDS	-	-	-	-	-	-
RETIREMENT	124,159	149,286	157,258	159,534	10,248	7%

Type/Fund/Department/Account	FY24		FY25 Dept Request	FY25 Manager	\$ Change from Amended	% Change from Amend
	FY23 Actuals	Amended Budget				
SALARIES/WAGES-REG	1,043,220	1,161,762	1,156,305	1,173,047	11,285	1%
SOCIAL SECURITY TAXES	62,264	72,029	71,849	72,729	700	1%
TRAVEL/TRAINING	1,475	4,980	1,980	1,980	(3,000)	-60%
512 Total	1,559,834	1,763,459	1,694,123	1,744,922	(18,537)	-2%
SMART START						
516						
DENTAL INSURANCE	330	360	360	360	-	0%
EMPLOYER 401K	4,321	4,941	5,188	5,113	172	3%
HOSPITAL INSURANCE	22,660	26,400	26,400	26,400	-	0%
MEDICARE TAXES	1,148	1,194	1,254	1,236	42	4%
RETIREMENT	9,464	10,582	11,758	11,590	1,008	10%
SALARIES/WAGES-REG	79,652	82,352	86,459	85,224	2,872	3%
SOCIAL SECURITY TAXES	4,908	5,106	5,372	5,284	178	3%
516 Total	122,483	130,935	136,791	135,207	4,272	3%
PUBLIC ASSISTANCE						
519						
CONTRACTED SERVICES	226,737	230,000	230,000	230,000	-	0%
DONATIONS/CONTRI	-	100	-	-	(100)	-100%
MISC GRANT EXPENSE	-	-	-	-	-	-
NON-REIM MEDICAID TRANSP	5,194	10,000	10,000	6,000	(4,000)	-40%
PROFESSIONAL SERV	106	5,000	5,000	5,000	-	0%
PUB ASSIST - FOOD STAMPS	29,174	24,800	32,800	32,800	8,000	32%
PUB ASSIST-MEDICAID	8,117	3,000	20,000	5,400	2,400	80%
PUB ASSIST-SPECIAL ASSIST	600,069	722,000	800,000	650,000	(72,000)	-10%
PUBLIC ASSISTANCE-AFDC	400,279	500,000	500,000	400,000	(100,000)	-20%
PUBLIC ASST - CRISIS	298,729	137,461	100,000	60,000	(77,461)	-56%
PUBLIC ASST - LIEAP	233,641	89,166	100,000	80,000	(9,166)	-10%
PUBLIC ASST - LIHWAP	129,749	1,621	-	-	(1,621)	-100%
519 Total	1,931,794	1,723,148	1,797,800	1,469,200	(253,948)	-20%
11 Total	20,791,238	23,778,181	25,503,593	23,492,638	(285,543)	-14%
12						
ANIMAL/RABIES CONTROL						
542						
CONTRACTED SERVICES	-	-	-	-	-	-
FOOD	-	-	-	-	-	-
TELECOMMUNICATIONS	-	-	-	-	-	-
542 Total	-	-	-	-	-	-
HEALTH ADMINISTRATION						
530						
ADMINISTRATIVE SERVICES	164,469	-	-	-	-	-
ADVERTISING/PROMOTIONS	706	11,500	1,500	1,500	(10,000)	-87%
AUTOMOTIVE SUPPLIES	2	1,000	1,000	1,000	-	0%
AWARDS/APPRECIATION	6,442	37,090	8,000	8,000	(29,090)	-78%
BOARD/COMMITTEE MEETG EXP	3,480	3,000	3,000	3,000	-	0%
CAPITAL EQUIPMENT	-	40,000	-	-	(40,000)	-100%
CONTRACTED LABOR	5,968	-	-	-	-	-
CONTRACTED SERVICES	85,673	191,000	95,000	90,000	(101,000)	-53%
CONTROLLED PROPERTY EXP	5,478	-	-	-	-	-
DENTAL INSURANCE	809	1,440	1,620	1,620	180	13%
DEPARTMENTAL SUPPLY	16,216	15,000	15,000	15,000	-	0%
DONATIONS/CONTRI	-	-	-	-	-	-
DUES/SUBSCRIPTIONS	141,482	147,100	147,100	147,100	-	0%
EDUCATION/CERTIF/TRAINING	24,750	59,250	500	500	(58,750)	-99%
EMPLOYEE WELLNESS CONTRIB	-	-	-	-	-	-
EMPLOYER 401K	17,531	28,894	30,411	30,106	1,212	4%
GARBAGE EXPENSE	7,318	7,000	7,000	7,000	-	0%
GRANTS	-	-	-	-	-	-
HOSPITAL INSURANCE	55,546	105,600	118,800	118,800	13,200	13%

Type/Fund/Department/Account	FY24		FY25 Dept Request	FY25 Manager	\$ Change from Amended	% Change from Amend
	FY23 Actuals	Amended Budget				
HOSPITAL/DOCTOR FEES	-	-	-	-	-	-
INSURANCE /BONDING	25,199	28,500	30,000	30,000	1,500	5%
LAUNDRY/DRY CLEANING	16	100	-	-	(100)	-100%
LICENSE/PERMIT/CERTIFICATE	1,957	4,500	4,500	4,500	-	0%
MAINT BLDG/GROUNDS	2,754	16,500	16,500	7,000	(9,500)	-58%
MAINT CONTRACTS-EQUIP	22,786	28,000	26,000	26,000	(2,000)	-7%
MEDICARE TAXES	4,516	6,983	7,349	7,276	293	4%
MEDICINE & SUPPLIES	-	-	-	-	-	-
MOTOR FUELS/OILS	(909)	750	750	750	-	0%
POSTAGE	61,156	2,000	1,500	1,500	(500)	-25%
PRESCRIPTION DRUGS	-	-	-	-	-	-
PROFESSIONAL SERV	-	-	-	-	-	-
RENTAL/LEASE EQUIP/OTHER	-	3,006	4,012	4,012	1,006	33%
REPAIRS ON EQUIPMENT	2,096	3,000	2,500	2,500	(500)	-17%
RETIREMENT	38,572	61,882	68,931	68,241	6,359	10%
SALARIES/WAGES-REG	318,315	481,571	506,844	501,771	20,200	4%
SOCIAL SECURITY TAXES	19,310	30,088	31,424	31,110	1,022	3%
TELECOMMUNICATIONS	11,273	10,000	11,250	11,250	1,250	13%
TRAVEL/TRAINING	5,865	196,148	10,000	6,000	(190,148)	-97%
UNIFORMS/CLOTHING	-	910	-	-	(910)	-100%
UTILITIES	293,897	156,494	120,000	120,000	(36,494)	-23%
530 Total	1,342,672	1,678,306	1,270,491	1,245,536	(432,770)	-25%
AIDS						
531						
DENTAL INSURANCE	168	180	180	180	-	0%
DEPARTMENTAL SUPPLY	224	300	300	300	-	0%
EMPLOYER 401K	3,293	3,851	3,851	3,986	135	4%
HOSPITAL INSURANCE	11,514	13,200	13,200	13,200	-	0%
LAB SUPPLIES	299	300	300	300	-	0%
MEDICARE TAXES	888	931	931	963	32	3%
MEDICINE & SUPPLIES	199	200	200	200	-	0%
RETIREMENT	7,358	8,248	9,166	9,035	787	10%
SALARIES/WAGES-REG	61,919	64,186	67,395	66,432	2,246	3%
SOCIAL SECURITY TAXES	3,798	3,980	3,980	4,119	139	3%
TRAVEL/TRAINING	-	500	500	500	-	0%
531 Total	89,659	95,876	100,003	99,215	3,339	2%
TB/STD/CD						
532						
ADVERTISING/PROMOTIONS	1,763	-	-	-	-	-
C/O-OTHER IMPROVE	-	-	-	-	-	-
CAPITAL EQUIPMENT	136,195	45,000	-	-	(45,000)	-100%
CONTRACTED SERVICES	34,659	17,000	10,000	10,000	(7,000)	-41%
CONTROLLED PROPERTY EXP	811	3,150	-	-	(3,150)	-100%
DENTAL INSURANCE	157	180	180	180	-	0%
DEPARTMENTAL SUPPLY	4,260	3,000	2,000	2,000	(1,000)	-33%
DONATIONS/CONTRI	-	-	-	-	-	-
EDUCATION/CERTIF/TRAINING	-	500	-	-	(500)	-100%
EMPLOYER 401K	3,552	4,424	4,424	4,579	155	4%
HOSPITAL INSURANCE	10,777	13,200	13,200	13,200	-	0%
LAB SUPPLIES	9,060	55,509	18,000	12,000	(43,509)	-78%
MEDICARE TAXES	979	1,069	1,069	1,106	37	3%
MEDICINE & SUPPLIES	5,969	21,700	4,000	4,000	(17,700)	-82%
POSTAGE	400	2,000	1,300	1,300	(700)	-35%
PRESCRIPTION DRUGS	2,559	63,519	4,518	4,518	(59,001)	-93%
PROFESSIONAL SERV	-	-	-	-	-	-
RETIREMENT	8,054	9,474	10,529	10,378	904	10%
SALARIES/WAGES-REG	67,838	73,729	77,415	76,309	2,580	3%
SOCIAL SECURITY TAXES	4,184	4,571	4,571	4,731	160	4%

Type/Fund/Department/Account	FY24		FY25 Dept Request	FY25 Manager	\$ Change from Amended	% Change from Amend
	FY23 Actuals	Amended Budget				
TRAVEL/TRAINING	2,554	7,500	4,500	4,500	(3,000)	-40%
532 Total	293,770	325,525	155,706	148,801	(176,724)	-40%
ADULT HEALTH						
533						
ADVERTISING/PROMOTIONS	180	500	1,000	1,000	500	100%
AUTOMOTIVE SUPPLIES	-	1,500	1,500	1,500	-	0%
AWARDS/APPRECIATION	265	500	500	500	-	0%
C/O-BUILDING	-	-	-	-	-	-
CAPITAL EQUIPMENT	-	-	-	-	-	-
CONTRACTED LABOR	-	-	-	-	-	-
CONTRACTED SERVICES	51,411	57,500	63,500	50,000	(7,500)	-13%
CONTROLLED PROPERTY EXP	1,762	-	-	-	-	-
DENTAL INSURANCE	606	720	900	900	180	25%
DEPARTMENTAL SUPPLY	5,554	8,000	8,000	8,000	-	0%
DONATIONS/CONTRI	6,072	7,000	7,000	6,000	(1,000)	-14%
EDUCATION/CERTIF/TRAINING	-	500	500	500	-	0%
EMERG & CONTINGENCY	-	-	-	-	-	-
EMPLOYER 401K	10,456	14,066	18,474	18,211	4,145	29%
HOSPITAL INSURANCE	27,971	39,600	66,000	66,000	26,400	67%
HOSPITAL/DOCTOR FEES	-	-	-	-	-	-
LAB SUPPLIES	13,421	16,000	1,000	1,000	(15,000)	-94%
MAINT BLDG/GROUNDS	-	-	-	-	-	-
MEDICARE TAXES	2,679	3,399	4,465	4,401	1,002	29%
MEDICINE & SUPPLIES	7,767	9,400	9,400	9,400	-	0%
MISCELLANEOUS EXP	-	-	-	-	-	-
PHARMACY FEES	14,934	25,000	13,000	13,000	(12,000)	-48%
POSTAGE	1,703	2,000	2,000	2,000	-	0%
PRESCRIPTION DRUGS	169,845	200,000	200,000	200,000	-	0%
PROFESSIONAL SERV	-	-	-	-	-	-
RETIREMENT	23,174	30,125	41,875	41,277	11,152	37%
SALARIES/WAGES-REG	194,440	234,440	307,907	303,508	69,068	29%
SOCIAL SECURITY TAXES	11,457	14,535	19,090	18,818	4,283	29%
TELECOMMUNICATIONS	1,272	1,500	2,000	2,000	500	33%
TRAVEL/TRAINING	2,026	3,500	2,000	2,000	(1,500)	-43%
533 Total	546,996	669,785	770,111	750,015	80,230	8%
SCHOOL HEALTH						
534						
ADVERTISING/PROMOTIONS	10,816	-	-	-	-	-
AWARDS/APPRECIATION	24,784	100	-	-	(100)	-100%
CAPITAL EQUIPMENT	58,388	-	-	-	-	-
CONTRACTED LABOR	215,161	-	-	-	-	-
CONTRACTED LABOR-ARPA COVID19	112,741	-	-	-	-	-
CONTRACTED SERVICES	60,356	1,000	500	500	(500)	-50%
DENTAL INSURANCE	2,845	2,812	3,040	3,857	1,045	37%
DEPARTMENTAL SUPPLY	15,273	6,000	4,000	4,000	(2,000)	-33%
EDUCATION/CERTIF/TRAINING	884	500	500	500	-	0%
EMPLOYER 401K	64,046	76,509	80,129	78,984	2,475	3%
HOSPITAL INSURANCE	184,967	206,184	208,120	206,184	-	0%
LAB SUPPLIES	10,990	4,500	4,500	4,500	-	0%
LICENSE/PERMIT/CERTIFICATE	-	500	-	-	(500)	-100%
MEDICARE TAXES	15,787	18,490	19,364	19,088	598	3%
MEDICINE & SUPPLIES	13,728	5,000	4,000	4,000	(1,000)	-20%
MISCELLANEOUS EXP	499,992	-	-	-	-	-
NON-PRESCRIPTION DRUGS	438	1,000	1,500	1,500	500	50%
POSTAGE	21	100	-	-	(100)	-100%
PRESCRIPTION DRUGS	283	3,000	3,000	3,000	-	0%
PROFESSIONAL SERV	-	200	-	-	(200)	-100%
RENT OF BUILDING/SPACE	-	-	-	-	-	-

Type/Fund/Department/Account	FY24		FY25 Dept Request	FY25 Manager	\$ Change from Amended	% Change from Amend
	FY23 Actuals	Amended Budget				
RETIREMENT	141,012	163,857	181,625	179,030	15,173	9%
SALARIES/WAGES-P/T	-	-	-	-	-	
SALARIES/WAGES-REG	1,183,560	1,275,150	1,335,478	1,316,400	41,250	3%
SOCIAL SECURITY TAXES	67,502	79,059	82,800	81,617	2,558	3%
TELECOMMUNICATIONS	15,695	10,500	10,500	10,500	-	0%
TRAVEL/TRAINING	11,842	10,000	10,000	10,000	-	0%
534 Total	2,711,112	1,864,461	1,949,056	1,923,660	59,199	-20%
HEALTH PROMOTIONS						
535						
ADVERTISING/PROMOTIONS	338	2,500	2,500	2,500	-	0%
AWARDS/APPRECIATION	2,721	2,500	3,000	3,000	500	20%
CONTRACTED SERVICES	25,000	-	-	-	-	
DENTAL INSURANCE	180	180	180	180	-	0%
DEPARTMENTAL SUPPLY	2,052	5,000	3,000	3,000	(2,000)	-40%
EDUCATION/CERTIF/TRAINING	1,365	1,500	2,500	2,500	1,000	67%
EMPLOYER 401K	2,553	2,852	2,852	2,952	100	4%
HOSPITAL INSURANCE	12,360	13,200	13,200	13,200	-	0%
MAINT CONTRACTS-EQUIP	519	550	550	550	-	0%
MEDICARE TAXES	682	689	689	713	24	3%
POSTAGE	-	-	-	-	-	
PROFESSIONAL SERV	-	-	-	-	-	
RETIREMENT	5,609	6,109	6,789	6,692	583	10%
SALARIES/WAGES-REG	47,156	47,540	49,917	49,204	1,664	4%
SOCIAL SECURITY TAXES	2,916	2,948	2,948	3,051	103	3%
TRAVEL/TRAINING	564	2,000	2,000	2,000	-	0%
535 Total	104,014	87,568	90,125	89,542	1,974	5%
ADOLESCENT PREGNANCY PREV						
536						
ADVERTISING/PROMOTIONS	-	5,000	5,000	5,000	-	0%
AWARDS/APPRECIATION	844	5,000	5,000	5,000	-	0%
BOARD/COMMITTEE MEETG EXP	-	1,500	1,500	1,500	-	0%
DENTAL INSURANCE	180	180	180	180	-	0%
DEPARTMENTAL SUPPLY	1,138	3,000	3,000	3,000	-	0%
DONATIONS/CONTRI	-	50	50	50	-	0%
EDUCATION/CERTIF/TRAINING	-	7,500	7,500	7,500	-	0%
EMPLOYER 401K	2,527	2,797	2,797	2,894	97	3%
HOSPITAL INSURANCE	12,360	13,200	13,200	13,200	-	0%
MEDICARE TAXES	654	676	676	699	23	3%
PROFESSIONAL SERV	-	-	-	-	-	
RETIREMENT	5,576	5,989	6,656	6,561	572	10%
SALARIES/WAGES-REG	46,942	46,610	48,941	48,241	1,631	3%
SOCIAL SECURITY TAXES	2,798	2,890	2,890	2,991	101	3%
TELECOMMUNICATIONS	-	1,000	1,000	1,000	-	0%
TRAVEL/TRAINING	3,624	8,684	8,684	8,684	-	0%
536 Total	76,644	104,076	107,074	106,500	2,424	2%
CHILD HEALTH						
537						
ADVERTISING/PROMOTIONS	-	500	500	500	-	0%
AWARDS/APPRECIATION	1,128	1,007	1,500	1,500	493	49%
CONTRACTED LABOR	18,870	-	-	-	-	
CONTRACTED SERVICES	2,472	4,700	4,700	4,700	-	0%
CONTROLLED PROPERTY EXP	850	-	-	-	-	
DENTAL INSURANCE	1,543	1,620	2,340	1,980	360	22%
DEPARTMENTAL SUPPLY	1,817	2,200	2,000	2,000	(200)	-9%
EDUCATION/CERTIF/TRAINING	375	-	-	-	-	
EMPLOYER 401K	36,284	41,172	43,614	38,890	(2,282)	-6%
HOSPITAL INSURANCE	105,985	118,800	171,600	145,200	26,400	22%
HOSPITAL/DOCTOR FEES	-	-	-	-	-	

Type/Fund/Department/Account	FY24		FY25 Dept Request	FY25 Manager	\$ Change from Amended	% Change from Amend
	FY23 Actuals	Amended Budget				
LAB SUPPLIES	4,480	3,000	5,000	5,000	2,000	67%
MEDICARE TAXES	9,336	9,950	10,540	9,399	(551)	-6%
MEDICINE & SUPPLIES	1,607	2,712	2,000	2,000	(712)	-26%
NON-PRESCRIPTION DRUGS	-	-	-	-	-	
POSTAGE	1,311	2,000	2,000	2,000	-	0%
PRESCRIPTION DRUGS	-	3,000	2,000	2,000	(1,000)	-33%
PROFESSIONAL SERV	-	-	-	-	-	
RETIREMENT	79,960	88,177	98,859	88,152	(25)	0%
SALARIES/WAGES-REG	672,296	686,201	726,908	648,174	(38,027)	-6%
SOCIAL SECURITY TAXES	39,918	42,544	45,068	40,187	(2,357)	-6%
TRAVEL/TRAINING	279	2,000	1,000	1,000	(1,000)	-50%
537 Total	978,512	1,009,583	1,119,629	992,682	(16,901)	1%
MATERNAL HEALTH						
538						
ADVERTISING/PROMOTIONS	-	-	-	-	-	
AWARDS/APPRECIATION	9,349	1,500	1,000	1,000	(500)	-33%
CAPITAL EQUIPMENT	-	-	-	-	-	
CONTRACTED LABOR	-	-	50,000	50,000	50,000	
CONTRACTED SERVICES	21,504	31,000	100,000	100,000	69,000	223%
CONTROLLED PROPERTY EXP	805	-	-	-	-	
DENTAL INSURANCE	1,121	1,260	1,080	1,440	180	14%
DEPARTMENTAL SUPPLY	3,311	2,600	3,000	3,000	400	15%
DONATIONS/CONTRI	-	-	-	-	-	
EDUCATION/CERTIF/TRAINING	-	600	1,000	1,000	400	67%
EMPLOYER 401K	19,122	22,432	19,741	19,459	(2,973)	-13%
HOSPITAL INSURANCE	76,966	92,400	79,200	105,600	13,200	14%
HOSPITAL/DOCTOR FEES	-	-	5,000	5,000	5,000	
LAB SUPPLIES	7,873	10,000	10,000	10,000	-	0%
MAINT CONTRACTS-EQUIP	1,738	7,000	7,000	7,000	-	0%
MEDICARE TAXES	6,178	7,814	4,771	4,703	(3,111)	-40%
MEDICINE & SUPPLIES	3,066	4,000	4,000	4,000	-	0%
MISCELLANEOUS EXP	-	-	-	-	-	
NON-PRESCRIPTION DRUGS	-	-	-	-	-	
POSTAGE	626	2,000	1,200	1,200	(800)	-40%
PRESCRIPTION DRUGS	2,031	4,000	4,000	4,000	-	0%
PROFESSIONAL SERV	-	-	-	-	-	
RENTAL/LEASE EQUIP/OTHER	75	200	-	-	(200)	-100%
RETIREMENT	51,056	48,042	44,746	44,107	(3,935)	-8%
SALARIES/WAGES-P/T	77,501	100,000	-	-	(100,000)	-100%
SALARIES/WAGES-REG	352,637	373,865	329,016	324,316	(49,549)	-13%
SOCIAL SECURITY TAXES	26,415	33,410	20,399	20,108	(13,302)	-40%
TRAVEL/TRAINING	1,131	3,000	3,000	3,000	-	0%
538 Total	662,503	745,123	688,153	708,933	(36,190)	-3%
FAMILY PLANNING						
539						
ADVERTISING/PROMOTIONS	400	500	500	500	-	0%
AWARDS/APPRECIATION	457	500	500	500	-	0%
CONTRACTED SERVICES	23,044	28,500	28,000	28,000	(500)	-2%
CONTROLLED PROPERTY EXP	-	-	-	-	-	
DENTAL INSURANCE	2,066	2,340	2,340	3,060	720	31%
DEPARTMENTAL SUPPLY	1,861	5,000	5,000	5,000	-	0%
EMPLOYER 401K	34,549	41,788	44,231	52,381	10,593	25%
HOSPITAL INSURANCE	125,911	161,600	171,600	224,400	62,800	39%
HOSPITAL/DOCTOR FEES	-	-	-	-	-	
LAB SUPPLIES	5,422	7,000	7,000	7,000	-	0%
MEDICARE TAXES	9,052	11,549	10,689	12,659	1,110	10%
MEDICINE & SUPPLIES	4,435	5,000	5,000	5,000	-	0%
NON-PRESCRIPTION DRUGS	-	-	-	-	-	



Type/Fund/Department/Account	FY24		FY25 Dept Request	FY25 Manager	\$ Change from Amended	% Change from Amend
	FY23 Actuals	Amended Budget				
POSTAGE	311	1,500	2,000	2,000	500	33%
PRESCRIPTION DRUGS	43,508	55,000	45,000	45,000	(10,000)	-18%
PROFESSIONAL SERV	-	-	-	-	-	
RENTAL/LEASE EQUIP/OTHER	133	500	500	500	-	0%
RETIREMENT	76,088	89,495	100,258	118,730	29,235	33%
SALARIES/WAGES-P/T	3,279	15,642	-	-	(15,642)	-100%
SALARIES/WAGES-REG	644,802	696,462	737,189	873,013	176,551	25%
SOCIAL SECURITY TAXES	38,707	49,381	45,706	54,127	4,746	10%
TRAVEL/TRAINING	-	1,000	1,000	1,000	-	0%
539 Total	1,014,026	1,172,757	1,206,513	1,432,870	260,113	5%
WOMEN-INFANTS-CHILDREN						
540						
ADVERTISING/PROMOTIONS-WIC BRF	4,657	4,500	2,000	2,000	(2,500)	-56%
ADVERTISING/PROMOTIONS-WIC CS	1,485	3,550	3,550	3,550	-	0%
ADVERTISING/PROMOTIONS-WIC NE	-	4,290	-	-	(4,290)	-100%
AWARDS/APPRECIATION	-	-	-	-	-	
AWARDS/APPRECIATION-WIC BRF	19,031	5,000	5,000	5,000	-	0%
AWARDS/APPRECIATION-WIC CS	3,995	5,000	5,000	5,000	-	0%
AWARDS/APPRECIATION-WIC NE	-	5,000	2,500	2,500	(2,500)	-50%
CAPITAL EQUIPMENT-WIC CS	99,092	3,250	-	-	(3,250)	-100%
CONTRACTED LABOR-WIC BRF	-	-	-	-	-	
CONTRACTED LABOR-WIC PC	-	-	-	-	-	
CONTROLLED PROPERTY EXP	-	-	-	-	-	
CONTROLLED PROPERTY EXP-WIC BRF	-	-	-	-	-	
CONTROLLED PROPERTY EXP-WIC NE	-	-	-	-	-	
DENTAL INSURANCE	1,709	1,980	1,980	1,980	-	0%
DEPARTMENTAL SUPPLY	-	-	-	-	-	
DEPARTMENTAL SUPPLY-WIC BRF	418	400	500	500	100	25%
DEPARTMENTAL SUPPLY-WIC CS	8,096	7,500	7,500	7,500	-	0%
DEPARTMENTAL SUPPLY-WIC GA	-	-	-	-	-	
DEPARTMENTAL SUPPLY-WIC NE	-	-	-	-	-	
DUES/SUBSCRIPTIONS-WIC CS	-	120	-	-	(120)	-100%
DUES/SUBSCRIPTIONS-WIC NE	255	210	300	300	90	43%
EDUCATION/CERTIF/TRAINING-WIC BRF	2,654	2,050	1,500	1,500	(550)	-27%
EDUCATION/CERTIF/TRAINING-WIC NE	-	1,500	1,500	1,500	-	0%
EDUCATION/TRAINING/CERT	-	-	-	-	-	
EMERG & CONTINGENCY-WIC CS	-	53,400	79,149	65,769	12,369	23%
EMPLOYER 401K	21,439	27,406	26,173	25,799	(1,607)	-6%
HOSPITAL INSURANCE	105,025	145,200	145,200	145,200	-	0%
LICENSE/PERMIT/CERTIFICATE	-	-	-	-	-	
MEDICARE TAXES	5,699	6,623	6,325	6,235	(388)	-6%
MEDICINE & SUPPLIES	-	-	-	-	-	
MEDICINE & SUPPLIES-WIC CS	109	1,000	1,000	1,000	-	0%
POSTAGE-WIC BRF	78	500	750	750	250	50%
POSTAGE-WIC CS	1,302	2,000	1,500	1,500	(500)	-25%
POSTAGE-WIC GA	97	1,000	500	500	(500)	-50%
RETIREMENT	47,465	58,694	59,326	58,478	(216)	0%
SALARIES/WAGES-REG	400,346	461,114	436,220	429,988	(31,126)	-7%
SOCIAL SECURITY TAXES	24,369	28,319	27,046	26,659	(1,660)	-6%
TELECOMMUNICATIONS	-	-	-	-	-	
TELECOMMUNICATIONS-WIC BRF	418	650	650	650	-	0%
TELECOMMUNICATIONS-WIC CS	1,950	2,500	2,500	2,500	-	0%
TRAVEL/TRAINING	-	-	-	-	-	
TRAVEL/TRAINING-WIC BRF	4,463	3,450	3,600	3,600	150	4%
TRAVEL/TRAINING-WIC CS	8,613	14,500	7,000	7,000	(7,500)	-52%
TRAVEL/TRAINING-WIC GA	40	700	-	-	(700)	-100%
TRAVEL/TRAINING-WIC NE	2,477	3,500	-	-	(3,500)	-100%
UTILITIES-WIC CS	1,800	2,000	2,000	2,000	-	0%

Type/Fund/Department/Account	FY24		FY25 Dept Request	FY25 Manager	\$ Change from Amended	% Change from Amend
	FY23 Actuals	Amended Budget				
540 Total	767,080	856,906	830,269	808,958	(47,948)	-20%
ENVIRONMENTAL HEALTH						
541						
AUTOMOTIVE SUPPLIES	1,724	4,988	5,000	5,000	12	0%
CAPITAL EQUIPMENT	64,600	43,700	42,909	-	(43,700)	-100%
CONTRACTED SERVICES	-	-	-	-	-	-
CONTROLLED PROPERTY EXP	2,056	-	-	-	-	-
DENTAL INSURANCE	1,936	1,980	2,160	2,160	180	9%
DEPARTMENTAL SUPPLY	14,300	10,000	7,500	7,500	(2,500)	-25%
DUES/SUBSCRIPTIONS	-	-	-	-	-	-
EDUCATION/CERTIF/TRAINING	-	-	-	-	-	-
EMPLOYER 401K	44,842	46,408	49,274	48,570	2,162	5%
HOSPITAL INSURANCE	132,970	145,200	158,400	158,400	13,200	9%
LICENSE/PERMIT/CERTIFCATE	700	700	700	700	-	0%
MAINT CONTRACTS-EQUIP	13,507	16,199	16,800	16,800	601	4%
MEDICARE TAXES	12,233	11,578	12,188	12,113	535	5%
MOTOR FUELS/OILS	11,499	11,500	11,500	11,500	-	0%
PENALTY EXPENSE	-	-	-	-	-	-
POSTAGE	918	500	500	500	-	0%
REFUNDS	-	-	-	-	-	-
REPAIRS ON EQUIPMENT	-	-	-	-	-	-
RETIREMENT	98,948	99,391	111,688	110,092	10,701	11%
SALARIES/WAGES-P/T	17,154	19,296	19,296	25,875	6,579	34%
SALARIES/WAGES-REG	843,025	788,291	821,234	809,503	21,212	3%
SOCIAL SECURITY TAXES	52,307	49,505	52,113	51,793	2,288	5%
TELECOMMUNICATIONS	4,368	5,850	5,800	5,800	(50)	-1%
TRAVEL/TRAINING	4,708	5,000	5,000	5,000	-	0%
UNIFORMS/CLOTHING	-	3,363	2,800	2,800	(563)	-17%
541 Total	1,321,794	1,263,449	1,324,862	1,274,106	10,657	-3%
HEALTH DEPT GRANTS						
543						
ADVERTISING/PROMOTIONS	-	-	-	-	-	-
AWARDS/APPRECIATION	-	-	-	-	-	-
CAPITAL EQUIPMENT	-	-	-	-	-	-
CONTRACTED LABOR	-	-	-	-	-	-
CONTRACTED LABOR-PPAY	-	-	-	-	-	-
CONTROLLED PROPERTY EXP	-	-	-	-	-	-
DENTAL INSURANCE	270	180	180	180	-	0%
DEPARTMENTAL SUPPLY	-	-	-	-	-	-
DEPARTMENTAL SUPPLY-CO ROOTS/WINGS	-	-	-	-	-	-
EDUCATION/CERTIF/TRAINING	-	-	-	-	-	-
EDUCATION/CERTIF/TRAINING-PPAY	-	-	-	-	-	-
EMPLOYER 401K	3,885	2,227	2,338	2,305	78	4%
HOSPITAL INSURANCE	18,540	13,200	13,200	13,200	-	0%
LICENSE/PERMIT/CERTIFICATE-CMAP	3,000	3,000	3,000	3,000	-	0%
MEDICARE TAXES	1,101	538	565	557	19	4%
RETIREMENT	8,968	4,769	5,300	5,224	455	10%
SALARIES/WAGES-REG	76,442	37,114	38,970	38,413	1,299	4%
SOCIAL SECURITY TAXES	4,706	2,301	2,416	2,382	81	4%
TRAVEL/TRAINING	-	-	-	-	-	-
TRAVEL/TRAINING-PPAY	-	-	-	-	-	-
543 Total	116,911	63,329	65,969	65,261	1,932	3%
DENTAL CLINIC						
544						
ADVERTISING/PROMOTIONS	3,086	2,000	3,000	3,000	1,000	50%
AWARDS/APPRECIATION	2,932	3,000	2,500	2,500	(500)	-17%
CAPITAL EQUIPMENT	-	-	-	-	-	-
CONTRACTED SERVICES	5,686	6,000	7,000	7,000	1,000	17%



Type/Fund/Department/Account	FY24		FY25 Dept Request	FY25 Manager	\$ Change from Amended	% Change from Amend
	FY23 Actuals	Amended Budget				
CONTROL EQ-MAJOR REPAIRS	-	-	-	-	-	-
CONTROLLED PROPERTY EXP	-	3,365	-	-	(3,365)	-100%
DENTAL INSURANCE	468	540	767	900	360	67%
DEPARTMENTAL SUPPLY	1,041	4,268	4,000	4,000	(268)	-6%
EMPLOYER 401K	7,565	8,160	12,310	11,949	3,789	46%
HOSPITAL INSURANCE	32,136	39,600	56,232	66,000	26,400	67%
HOSPITAL/DOCTOR FEES	136,435	130,000	330,000	330,000	200,000	154%
LICENSE/PERMIT/CERTIFCATE	425	429	450	450	21	5%
MAINT CONTRACTS-EQUIP	-	1,496	1,500	1,500	4	0%
MEDICARE TAXES	1,895	3,422	2,975	2,888	(534)	-16%
MEDICINE & SUPPLIES	15,717	12,367	20,000	20,000	7,633	62%
POSTAGE	366	750	500	500	(250)	-33%
RENTAL/LEASE EQUIP/OTHER	-	-	-	-	-	-
REPAIRS ON EQUIPMENT	2,788	4,000	3,000	3,000	(1,000)	-25%
RETIREMENT	16,675	17,476	27,902	27,084	9,608	55%
SALARIES/WAGES-P/T	-	-	-	-	-	-
SALARIES/WAGES-REG	140,265	136,003	205,164	199,144	63,141	46%
SOCIAL SECURITY TAXES	8,103	14,632	12,720	12,347	(2,285)	-16%
TRAVEL/TRAINING	3,932	5,000	5,000	5,000	-	0%
544 Total	379,515	392,508	695,020	697,262	304,754	19%
NURSE FAMILY PARTNERSHIPS						
545						
ADVERTISING/PROMOTIONS-NFP	-	5,000	1,000	1,000	(4,000)	-80%
AWARDS/APPRECIATION	-	2,000	-	-	(2,000)	-100%
AWARDS/APPRECIATION-NFP	514	7,000	7,000	7,000	-	0%
CAPITAL EQUIPMENT-NFP	-	-	-	-	-	-
DENTAL INSURANCE	389	1,080	1,080	900	(180)	-17%
DEPARTMENTAL SUPPLY	-	-	-	-	-	-
DEPARTMENTAL SUPPLY-NFP	2,654	7,500	5,000	5,000	(2,500)	-33%
DUE/SUBSCRIPTIONS-NFP	2,091	2,300	2,300	2,300	-	0%
DUES/SUBSCRIPTIONS	-	-	-	-	-	-
EDUCATION/CERTIF/TRAINING	-	-	-	-	-	-
EDUCATION/CERTIF/TRAINING-NFP	175	2,000	2,000	2,000	-	0%
EMERG & CONTINGENCY	-	166,255	-	-	(166,255)	-100%
EMPLOYER 401K	10,134	20,099	19,522	20,206	107	1%
HOSPITAL INSURANCE	26,680	79,200	79,200	66,000	(13,200)	-17%
LAUNDRY/DRY CLEANING	-	-	-	-	-	-
LAUNDRY/DRY CLEANING-NFP	-	100	-	-	(100)	-100%
LICENSE/PERMIT/CERTIFICATE-NFP	7,295	7,295	7,295	7,295	-	0%
MEDICARE TAXES	2,536	4,857	4,718	4,883	26	1%
MEDICINE & SUPPLIES-NFP	-	5,000	500	500	(4,500)	-90%
POSTAGE-NFP	293	500	500	500	-	0%
PROFESSIONAL SERV	-	-	-	-	-	-
PROFESSIONAL SERV-NFP	27,341	36,000	40,000	40,000	4,000	11%
RETIREMENT	22,084	43,044	44,251	45,799	2,755	6%
SALARIES/WAGES-REG	185,089	324,276	325,372	336,760	12,484	4%
SOCIAL SECURITY TAXES	10,842	20,769	20,173	20,879	110	1%
TELECOMMUNICATIONS	-	-	-	-	-	-
TELECOMMUNICATIONS-NFP	2,463	4,200	4,200	4,200	-	0%
TRAVEL/TRAINING	-	-	-	-	-	-
TRAVEL/TRAINING-NFP	5,054	43,000	35,000	35,000	(8,000)	-19%
545 Total	305,631	781,475	599,111	600,222	(181,253)	-25%
CAROLINA ACCESS / COVID						
546						
ADVERTISING/PROMOTIONS	366	-	-	-	-	-
CAPITAL EQUIPMENT	142,273	-	-	-	-	-
CONTRACTED LABOR	-	-	-	-	-	-
CONTRACTED LABOR-COVID19 VACC	-	-	-	-	-	-



Type/Fund/Department/Account	FY24		FY25 Dept Request	FY25 Manager	\$ Change from Amended	% Change from Amend
	FY23 Actuals	Amended Budget				
CONTRACTED SERVICES	-	81,033	-	-	(81,033)	-100%
CONTROLLED PROPERTY EXP	4,715	-	-	-	-	
DENTAL INSURANCE	394	-	-	-	-	
DEPARTMENTAL SUPPLY	2,256	-	-	-	-	
EDUCATION/CERTIF/TRAINING	-	-	-	-	-	
EMPLOYER 401K	3,139	-	-	-	-	
HOSPITAL INSURANCE	27,038	-	-	-	-	
LAB SUPPLIES	40,006	-	-	-	-	
MAINT BLDG/GROUNDS	5,040	-	-	-	-	
MAINT CONTRACTS-EQUIP	-	-	-	-	-	
MEDICARE TAXES	650	-	-	-	-	
MEDICINE & SUPPLIES	398	-	-	-	-	
MEDICINE&SUPPLIES-COVID19 VACC	-	-	-	-	-	
MISC GRANT EXPENSE	57,836	119,517	-	-	(119,517)	-100%
POSTAGE	36	-	-	-	-	
PROFESSIONAL SERV	-	-	-	-	-	
RENT OF BUILDING/SPACE	-	-	-	-	-	
RETIREMENT	5,426	-	-	-	-	
SALARIES/WAGES-REG	44,667	-	-	-	-	
SOCIAL SECURITY TAXES	2,780	-	-	-	-	
TELECOMMUNICATIONS	-	-	-	-	-	
TELECOMMUNICATIONS-PMH	4,981	-	-	-	-	
546 Total	342,001	200,550	-	-	(200,550)	-100%
CA II-CC4C PCM						
547						
ADMINISTRATIVE SERVICES	-	-	-	-	-	
ADMINISTRATIVE SERVICES-CPCM	-	-	-	-	-	
ADVERTISING/PROMOTIONS	178	300	200	200	(100)	-33%
ADVERTISING/PROMOTIONS-CPCM	247	200	200	200	-	0%
AWARDS/APPRECIATION-CPCM	-	100	-	-	(100)	-100%
DENTAL INSURANCE	1,293	1,620	1,440	1,440	(180)	-11%
DEPARTMENTAL SUPPLY	769	1,000	1,000	1,000	-	0%
DEPARTMENTAL SUPPLY-CPCM	1,154	1,400	1,200	1,200	(200)	-14%
DUES/SUBSCRIPTIONS	1,360	1,725	1,825	1,825	100	6%
DUES/SUBSCRIPTIONS-CPCM	2,433	2,300	2,300	2,300	-	0%
EDUCATION/CERTIF/TRAINING	-	-	-	-	-	
EDUCATION/CERTIF/TRAINING-CPCM	250	-	-	-	-	
EMPLOYER 401K	25,783	29,457	28,461	28,055	(1,402)	-5%
HOSPITAL INSURANCE	88,786	118,800	105,600	105,600	(13,200)	-11%
MEDICARE TAXES	6,531	7,119	6,878	6,780	(339)	-5%
POSTAGE	127	300	300	300	-	0%
POSTAGE-CPCM	459	600	600	600	-	0%
PROFESSIONAL SERV	-	500	-	-	(500)	-100%
PROFESSIONAL SERV-CPCM	-	-	-	-	-	
RETIREMENT	56,670	63,088	64,512	63,591	503	1%
SALARIES/WAGES-REG	476,900	490,957	474,355	467,579	(23,378)	-5%
SOCIAL SECURITY TAXES	27,928	30,439	29,410	28,990	(1,449)	-5%
TELECOMMUNICATIONS	1,967	2,500	2,500	2,500	-	0%
TELECOMMUNICATIONS-CPCM	2,622	3,000	3,000	3,000	-	0%
TRAVEL/TRAINING	999	1,100	1,100	1,100	-	0%
TRAVEL/TRAINING-CPCM	5,361	6,000	6,000	6,000	-	0%
547 Total	701,815	762,505	730,881	722,260	(40,245)	-13%
CODAP						
548						
ADVERTISING/PROMOTIONS-DFC	4,346	27,853	-	-	(27,853)	-100%
ADVERTISING COVID PATH	6,994	18,458	-	-	(18,458)	-100%
ADVERTISING/PROMO-OPIOID ABUSE	-	-	-	-	-	
ADVERTISING/PROMOTIONS	731	38,000	-	-	(38,000)	-100%



Type/Fund/Department/Account	FY24		FY25 Dept Request	FY25 Manager	\$ Change from Amended	% Change from Amend
	FY23 Actuals	Amended Budget				
ADVERTISING/PROMOTIONS-COVID19 RELIEF	-	-	-	-	-	-
ADVERTISING/PROMOTIONS-MDIS	-	-	-	-	-	-
ADVERTISING/PROMOTIONS-PATHW	9,507	625	-	-	(625)	-100%
ADVERTISING/PROMOTIONS-SYNAR	-	-	18,182	18,182	18,182	-
AWARDS/APPRECIATION	2,809	7,500	-	-	(7,500)	-100%
AWARDS/APPRECIATION-COVID19 RELIEF	1,643	-	-	-	-	-
AWARDS/APPRECIATION-DFC	5,661	5,172	-	-	(5,172)	-100%
AWARDS/APPRECIATION-PATHW	-	2,880	-	-	(2,880)	-100%
AWARDS/APPRECIATION-SYNAR	-	1,500	1,200	1,200	(300)	-20%
AWARDS/APPR-OPIOID ABUSE	-	-	-	-	-	-
AWARDS/INCENTIVES COVID PATH	-	7,183	-	-	(7,183)	-100%
CAPITAL EQUIPMENT	-	-	-	-	-	-
CAPITAL EQUIPMENT COVID PATH	-	-	-	-	-	-
CONTRACTED SERVICES	-	2,000	-	-	(2,000)	-100%
CONTRACTED SERVICES-BLK EXTENSION	-	-	12,470	12,470	12,470	-
CONTRACTED SERVICES-COVID PATH	-	2,400	-	-	(2,400)	-100%
CONTRACTED SERVICES-DFC	-	6,070	-	-	(6,070)	-100%
CONTROLLED PROPERTY EXP	-	3,057	-	-	(3,057)	-100%
CONTROLLED PROPERTY EXP COVID PATH	-	-	-	-	-	-
CONTROLLED PROPERTY EXP-PATHW	5,221	-	-	-	-	-
DENTAL INSURANCE	278	425	180	180	(245)	-58%
DEPARTMENTAL SUPPLY	1,635	6,200	-	-	(6,200)	-100%
DEPARTMENTAL SUPPLY COVID PATH	518	4,296	-	-	(4,296)	-100%
DEPARTMENTAL SUPPLY-DFC	23	597	-	-	(597)	-100%
DEPARTMENTAL SUPPLY-PATHW	28	50	-	-	(50)	-100%
DEPARTMENTAL SUPPLY-SYNAR	-	-	240	240	240	-
DONATIONS/CONTRI	-	250	-	-	(250)	-100%
DUES/SUBSCRIPTIONS	2,626	500	-	-	(500)	-100%
DUES/SUBSCRIPTIONS-COVID PATH	121	5,219	-	-	(5,219)	-100%
DUES/SUBSCRIPTIONS-DFC	178	750	-	-	(750)	-100%
EDUC/CERTIF/TRAIN-OPIOID ABUSE	-	-	610	610	610	-
EDUCATION TRAINING COVID PATH	1,884	9,045	-	-	(9,045)	-100%
EDUCATION/CERTIF/TRAINING	488	3,000	-	-	(3,000)	-100%
EDUCATION/CERTIF/TRAINING-COVID19 RELIEF	318	-	-	-	-	-
EDUCATION/CERTIF/TRAINING-DFC	217	73	-	-	(73)	-100%
EDUCATION/CERTIF/TRAINING-PATHW	46	2,470	-	-	(2,470)	-100%
EMPLOYER 401K	5,281	7,663	2,936	2,894	(4,769)	-62%
GRANTS-COVID19 RELIEF	-	-	-	-	-	-
HOSPITAL INSURANCE	20,085	29,410	13,200	13,200	(16,210)	-55%
MEDICARE TAXES	1,399	1,850	710	699	(1,151)	-62%
POSTAGE	-	-	-	-	-	-
PRESCRIPTION DRUGS	-	26,104	-	-	(26,104)	-100%
PRESCRIPTION DRUGS-PATH-OPIOID	85,536	-	-	-	-	-
PROFESSIONAL SERV-COVID PATH	-	15,850	-	-	(15,850)	-100%
PROFESSIONAL SERV-DFC	8,867	-	-	-	-	-
PROFESSIONAL SERVICES - COVID RELIEF	5,500	-	-	-	-	-
PROFESSIONAL SERV-OPIOID ABUSE	36,770	-	-	-	-	-
PROFESSIONAL SERV-PATHW	-	-	-	-	-	-
RENT OF BUILDING/SPACE-BLK EXTENSION	-	-	300	300	300	-
RENT OF BUILDING/SPACE-DFC	30	200	-	-	(200)	-100%
RENT OF SPACE/BLDG COVID PATH	-	3,500	-	-	(3,500)	-100%
RETIREMENT	11,518	16,440	6,656	6,561	(9,879)	-60%
SALARIES/WAGES-REG	96,965	133,356	48,941	48,241	(85,115)	-64%
SOCIAL SECURITY TAXES	5,981	7,913	3,034	2,991	(4,922)	-62%
SUPPLIES-OPIOID ABUSE	-	-	-	-	-	-
TRAVEL/TRAINING	427	11,839	-	-	(11,839)	-100%
TRAVEL/TRAINING COVID PATH	20,971	23,634	-	-	(23,634)	-100%
TRAVEL/TRAINING-COVID19 RELIEF	775	-	-	-	-	-

Type/Fund/Department/Account	FY24		FY25 Dept Request	FY25 Manager	\$ Change from Amended	% Change from Amend
	FY23 Actuals	Amended Budget				
TRAVEL/TRAINING-DFC	9,350	17,016	-	-	(17,016)	-100%
TRAVEL/TRAINING-OPIOID ABUSE	-	-	-	-	-	-
TRAVEL/TRAINING-PATHW	2,229	3,475	-	-	(3,475)	-100%
TRAVEL/TRAINING-SYNAR	-	-	11,162	11,162	11,162	-
548 Total	356,953	453,823	119,821	118,930	(334,893)	-91%
PRIMARY CARE						
550						
ADVERTISING/PROMOTIONS	103	29,897	5,000	5,000	(24,897)	-83%
AUTOMOTIVE SUPPLIES	2,469	17,531	5,000	5,000	(12,531)	-71%
AWARDS/APPRECIATION	2,841	46,159	500	500	(45,659)	-99%
BUD ACC ONLY-OTHER SOURCE	-	1,013,264	-	-	(1,013,264)	-100%
C/O-OTHER IMPROVE	-	415,065	-	-	(415,065)	-100%
CAPITAL EQUIPMENT	934,828	1,774,007	-	-	(1,774,007)	-100%
CONTRACTED LABOR	10,020	10,125	-	-	(10,125)	-100%
CONTRACTED SERVICES	1,331	1,035,143	15,000	15,000	(1,020,143)	-99%
CONTROLLED PROPERTY EXP	10,742	20,984	-	-	(20,984)	-100%
DENTAL INSURANCE	30	1,050	1,080	540	(510)	-49%
DEPARTMENTAL SUPPLY	6,593	13,407	15,000	15,000	1,593	12%
DUES/SUBSCRIPTIONS	1,522	3,478	1,200	1,200	(2,278)	-65%
EMERG & CONTINGENCY	-	-	-	-	-	-
EMPLOYER 401K	960	16,105	18,693	11,833	(4,272)	-27%
HOSPITAL INSURANCE	2,060	49,654	79,200	39,600	(10,054)	-20%
LAB SUPPLIES	7,062	62,938	25,000	25,000	(37,938)	-60%
MAINT BLDG/GROUNDS	3,964	11,036	500	500	(10,536)	-95%
MEDICARE TAXES	219	3,750	4,517	2,860	(890)	-24%
MEDICINE & SUPPLIES	7,995	17,005	6,000	6,000	(11,005)	-65%
MOTOR FUELS/OILS	-	30,000	10,000	10,000	(20,000)	-67%
PHARMACY FEES	555	24,445	7,500	7,500	(16,945)	-69%
POSTAGE	-	500	-	-	(500)	-100%
PRESCRIPTION DRUGS	1,122	71,878	50,000	50,000	(21,878)	-30%
RENTAL/LEASE EQUIP/OTHER	-	100	100	100	-	0%
RETIREMENT	1,966	34,600	42,370	26,822	(7,778)	-22%
SALARIES/WAGES-REG	15,993	271,418	311,544	197,224	(74,194)	-27%
SOCIAL SECURITY TAXES	935	16,036	19,316	12,228	(3,808)	-24%
TELECOMMUNICATIONS	-	425	1,200	1,200	775	182%
TRAVEL/TRAINING	-	10,000	-	-	(10,000)	-100%
550 Total	1,013,309	5,000,000	618,720	433,107	(4,566,893)	-54%
12 Total	13,124,916	17,527,605	12,441,514	12,217,860	(5,309,745)	-22%
13						
EMPLOYEE WELLNESS CENTER						
660						
ADVERTISING/PROMOTIONS	1,034	1,000	1,000	1,000	-	0%
AWARDS/APPRECIATION	160	700	500	500	(200)	-29%
CONTRACTED SERVICES	41,817	41,000	40,000	40,000	(1,000)	-2%
CONTROLLED PROPERTY EXP	-	848	-	-	(848)	-100%
DENTAL INSURANCE	1,062	1,260	1,260	1,080	(180)	-14%
DEPARTMENTAL SUPPLY	4,341	6,900	5,000	5,000	(1,900)	-28%
EDUCATION/CERTIF/TRAINING	118	-	-	-	-	-
EMPLOYER 401K	32,058	35,849	34,143	38,102	2,253	6%
HOSPITAL INSURANCE	62,606	79,200	79,000	79,200	-	0%
HOSPITAL/DOCTOR FEES	4,260	7,752	8,000	8,000	248	3%
INSURANCE /BONDING	3,000	3,000	3,000	3,000	-	0%
LAB SUPPLIES	5,039	6,000	3,500	3,500	(2,500)	-42%
LICENSE/PERMIT/CERTIFICATE	-	200	-	-	(200)	-100%
MAINT CONTRACTS-EQUIP	640	1,079	1,079	1,079	-	0%
MEDICARE TAXES	8,229	8,664	8,251	9,208	544	6%
MEDICINE & SUPPLIES	3,053	5,000	5,000	5,000	-	0%
PHARMACY FEES	39,184	56,000	40,000	40,000	(16,000)	-29%

Type/Fund/Department/Account	FY24					
	FY23 Actuals	Amended Budget	FY25 Dept Request	FY25 Manager	\$ Change from Amended	% Change from Amend
POSTAGE	14	100	100	100	-	0%
PRESCRIPTION DRUGS	1,705,055	1,773,000	1,500,000	1,500,000	(273,000)	-15%
PROFESSIONAL SERV	-	-	-	-	-	-
RENTAL/LEASE EQUIP/OTHER	-	540	-	-	(540)	-100%
RETIREMENT	70,701	76,777	68,855	86,364	9,587	12%
SALARIES/WAGES-REG	594,835	597,488	569,053	635,028	37,540	6%
SOCIAL SECURITY TAXES	34,444	37,044	35,281	39,372	2,328	6%
TELECOMMUNICATIONS	2,096	2,500	2,500	2,500	-	0%
TRAVEL/TRAINING	-	1,000	3,000	3,000	2,000	200%
UTILITIES	6,000	6,000	6,000	6,000	-	0%
660 Total	2,619,744	2,748,901	2,414,522	2,507,033	(241,868)	-9%
13 Total	2,619,744	2,748,901	2,414,522	2,507,033	(241,868)	-9%
14						
COURT FACILITIES						
417						
CONTROLLED PROPERTY EXP	-	-	-	-	-	-
DENTAL INSURANCE	360	360	360	360	-	0%
DEPARTMENTAL SUPPLY	6,536	5,626	3,000	3,000	(2,626)	-47%
DETENTION FEES	126,225	295,000	120,000	120,000	(175,000)	-59%
DUES/SUBSCRIPTIONS	6,633	7,250	8,000	8,000	750	10%
EMPLOYER 401K	3,765	4,144	4,351	4,289	145	3%
HOSPITAL INSURANCE	24,720	26,400	26,400	26,400	-	0%
LICENSE/PERMIT/CERTIFICATE	3,266	3,890	5,195	5,195	1,305	34%
MEDICARE TAXES	997	1,016	1,066	1,051	35	3%
PROFESSIONAL SERVICES	2,758	3,000	3,000	3,000	-	0%
RETIREMENT	8,280	8,876	9,863	9,722	846	10%
SALARIES/WAGES-P/T	-	1,000	1,000	1,000	-	0%
SALARIES/WAGES-REG	70,681	69,071	72,525	71,488	2,417	3%
SOCIAL SECURITY TAXES	4,264	4,344	4,559	4,494	150	3%
TRAVEL/TRAINING	-	2,000	-	-	(2,000)	-100%
UTILITIES	242,887	225,000	225,000	225,000	-	0%
417 Total	501,373	656,977	484,319	482,999	(173,978)	-9%
14 Total	501,373	656,977	484,319	482,999	(173,978)	-9%
20						
CLEVELAND COUNTY SCHOOLS						
600						
INDUSTRIAL INCENTIVE GRNT	302,692	624,307	624,307	250,000	(374,307)	-60%
INTERFUND TRANSFERS	2,332,815	2,164,160	2,616,446	1,990,753	(173,407)	-8%
LOCAL OPTION TAX	4,162,212	4,162,217	4,162,217	4,162,217	-	0%
MAINT BLDG/GROUNDS	20,000	20,000	20,000	20,000	-	0%
NCVTS AD VALOREM TAXES	1,187,652	1,187,648	1,187,648	1,187,648	-	0%
SUPPLEMENTAL TAX	12,797,496	12,797,497	12,797,497	13,797,497	1,000,000	8%
UTILITIES	80,129	75,000	75,000	75,000	-	0%
600 Total	20,882,996	21,030,829	21,483,115	21,483,115	452,286	-9%
20 Total	20,882,996	21,030,829	21,483,115	21,483,115	452,286	-9%
24						
OPIOID SETTLEMENT						
424						
ADVERTISING/PROMOTIONS	-	5,000	-	-	(5,000)	-100%
AWARDS/APPRECIATION	-	5,000	-	-	(5,000)	-100%
PROFESSIONAL SERV	-	267,102	-	-	(267,102)	-100%
424 Total	-	277,102	-	-	(277,102)	-100%
24 Total	-	277,102	-	-	(277,102)	-100%
25						
2012 REVALUATION						
431						
CONTRACTED SERVICES	-	-	50,000	50,000	50,000	-
431 Total	-	-	50,000	50,000	50,000	-

Type/Fund/Department/Account	FY24		FY25 Dept Request	FY25 Manager	\$ Change from Amended	% Change from Amend
	FY23 Actuals	Amended Budget				
25 Total	-	-	50,000	50,000	50,000	
26						
E911 TELEPHONE SYSTEM						
454						
BUDGETARY ACCTG ONLY	-	-	-	-	-	
CAPITAL EQUIPMENT	257,135	7,800	90,592	90,592	82,792	1061%
CONST IN PROGRESS	-	625,918	-	-	(625,918)	-100%
CONTROLLED PROPERTY EXP	1,577	7,800	8,800	8,800	1,000	13%
DEPARTMENTAL SUPPLY	3,771	2,350	4,500	4,500	2,150	91%
EMERG & CONTINGENCY	-	498,492	300,000	300,000	(198,492)	-40%
GRANTS	-	35,077	-	-	(35,077)	-100%
IMPLEMENTAL FUNCTIONS/TFR	-	-	-	-	-	
LICENSE/PERMIT/CERTIFICATE	5,688	6,000	5,000	5,000	(1,000)	-17%
MAINT CONTRACTS-EQUIP	87,772	153,419	161,202	161,202	7,783	5%
PROFESSIONAL SERV	-	-	-	-	-	
TELECOMMUNICATIONS	27,556	75,000	75,000	75,000	-	0%
TRAVEL/TRAINING	2,840	8,150	6,000	6,000	(2,150)	-26%
454 Total	386,338	1,420,006	651,094	651,094	(768,912)	89%
26 Total	386,338	1,420,006	651,094	651,094	(768,912)	89%
27						
ARP						
434						
BUD ACC ONLY-OTHER SOURCE	-	2,144,437	-	-	(2,144,437)	-100%
CAPITAL EQUIPMENT	354,279	2,389,951	-	-	(2,389,951)	-100%
CONTRACTED SERVICES	-	-	-	-	-	
DEPARTMENTAL SUPPLY	-	54	-	-	(54)	-100%
EMERG & CONTINGENCY	-	4,978,087	-	-	(4,978,087)	-100%
INTERFUND TRANSFERS	1,790,158	-	-	-	-	
MEDICARE TAXES	-	-	-	-	-	
PROFESSIONAL SERV	-	-	-	-	-	
SOCIAL SECURITY TAXES	-	-	-	-	-	
VACCINE PROG/INCENTIVE	-	-	-	-	-	
434 Total	2,144,437	9,512,529	-	-	(9,512,529)	-100%
27 Total	2,144,437	9,512,529	-	-	(9,512,529)	-100%
28						
VOLUNTEER FIRE DEPTS						
452						
CONTRACTED SERVICES	18,150	110,100	80,000	80,000	(30,100)	-27%
GRANTS	2,330,000	5,025,057	2,550,000	2,660,000	(2,365,057)	-49%
INSURANCE /BONDING	3,735	45,000	50,000	50,000	5,000	11%
MISCELLANEOUS EXP	1,000,000	1,150,000	1,150,000	1,200,000	50,000	0%
PERSONNEL	1,800,000	1,800,000	1,800,000	1,800,000	-	0%
PHARMACY FEES	-	-	-	-	-	
PROFESSIONAL SERV	10,108	500	500	500	-	0%
RESERVE FUNDS	-	74,850	216,234	216,234	141,384	189%
452 Total	5,161,993	8,205,507	5,846,734	6,006,734	(2,198,773)	18%
28 Total	5,161,993	8,205,507	5,846,734	6,006,734	(2,198,773)	18%
29						
HOUSING REHAB GRANT						
493						
ADVERTISING/PROMOTIONS	-	-	-	-	-	
CAPITAL EQUIPMENT	-	-	-	-	-	
CONTROLLED PROPERTY EXP	-	-	-	-	-	
DEPARTMENTAL SUPPLY	-	-	-	-	-	
DONATION/CONTRIBUTIONS	-	-	-	-	-	
GRANTS-MUNICIPAL SHARING	-	-	-	-	-	
INTERFUND TRANSFERS-COVID19	-	-	-	-	-	
LAB SUPPLIES	-	-	-	-	-	



Type/Fund/Department/Account	FY24		FY25 Dept Request	FY25 Manager	\$ Change from Amended	% Change from Amend
	FY23 Actuals	Amended Budget				
PROFESSIONAL SERV	-	-	-	-	-	-
493 Total	-	-	-	-	-	-
29 Total	-	-	-	-	-	-
30						
DEBT SERVICE						
800						
BOND INTEREST	1,307,086	1,111,137	1,111,137	1,111,137	-	0%
BOND PRINCIPAL	6,839,576	6,445,130	6,220,481	6,220,481	(224,649)	-3%
BUDGET ONLY - FUTURE DEBT SERVICE	-	4,108,236	-	-	(4,108,236)	-100%
PYMT TO ESCROW AGENT	-	-	-	-	-	-
SERVICE CHARGES	1,500	5,000	5,000	5,000	-	0%
800 Total	8,148,162	11,669,503	7,336,618	7,336,618	(4,332,885)	-26%
30 Total	8,148,162	11,669,503	7,336,618	7,336,618	(4,332,885)	-26%
40						
DEBT SERVICE						
800						
LEASE PAYMENT INTEREST	16,261	-	-	-	-	-
LEASE PUR PAYMENTS	334,256	-	-	-	-	-
800 Total	350,517	-	-	-	-	-
CAPITAL PROJECTS GENERAL						
210						
C/O-BUILDING	524	-	125,000	125,000	125,000	-
C/O-LAND	188,881	234,629	250,000	250,000	15,371	7%
C/O-OTHER IMPROVE	-	339,393	450,000	368,693	110,607	33%
CAPITAL EQUIPMENT	1,651,354	830,371	1,379,000	1,379,000	548,629	66%
CONST IN PROGRESS	294,432	153,130	200,000	200,000	46,870	31%
CONTRACTED SERVICES	148,000	-	-	-	-	-
CONTROLLED PROPERTY EXP	4,272	-	-	-	-	-
DEPARTMENTAL SUPPLY	2,909	-	-	-	-	-
GRANTS	214,105	30,000	-	-	(30,000)	-100%
JOINT VENTURE CONSTRUCT	-	-	-	-	-	-
LICENSE/PERMIT/CERTIFICATE	(90,509)	190,875	-	-	(190,875)	-100%
MAINT BLDG/GROUNDS	12,580	268,700	300,000	300,000	31,300	12%
MAINT CONTRACTS-EQUIP	-	87,102	-	81,307	(87,102)	-100%
PROFESSIONAL SERV	75,798	25,800	-	-	(25,800)	-100%
210 Total	2,502,344	2,160,000	2,704,000	2,704,000	544,000	-28%
CAP PROJ-COMM PARTNERSHIP						
225						
JOINT VENTURE CONSTRUCT	425,000	350,000	425,000	350,000	-	0%
225 Total	425,000	350,000	425,000	350,000	-	0%
GRAHAM SCHOOL/TACC PROJ						
238						
DUES/SUBSCRIPTIONS	-	-	-	-	-	-
GRANTS	-	-	-	-	-	-
238 Total	-	-	-	-	-	-
CAP PROJ-LGRD STORMWATER						
255						
CONTRACTED SERVICES	-	100,000	-	-	(100,000)	-100%
255 Total	-	100,000	-	-	(100,000)	-100%
40 Total	3,277,861	2,610,000	3,129,000	3,054,000	444,000	-32%
41						
CAPITAL RESERVE GENERAL						
209						
BUDGETARY ACCTG ONLY	-	1,900,000	-	-	(1,900,000)	-100%
INTERFUND TRANSFERS	3,487,330	4,144,689	2,954,000	2,954,000	(1,190,689)	-29%
209 Total	3,487,330	6,044,689	2,954,000	2,954,000	(3,090,689)	-64%
41 Total	3,487,330	6,044,689	2,954,000	2,954,000	(3,090,689)	-64%
42						



Type/Fund/Department/Account	FY24		FY25 Dept Request	FY25 Manager	\$ Change from Amended	% Change from Amend
	FY23 Actuals	Amended Budget				
SCHOOLS 1/2 CT						
105						
BUDGETARY ACCTG ONLY	-	895,150	895,150	895,150	-	0%
INTERFUND TRANSFERS	6,392,824	5,647,716	5,647,716	5,647,716	-	0%
105 Total	6,392,824	6,542,866	6,542,866	6,542,866	-	0%
PSBCF-EDUCATION LOTTERY						
107						
INTERFUND TRANSFERS	-	600,000	600,000	600,000	-	0%
107 Total	-	600,000	600,000	600,000	-	0%
42 Total	6,392,824	7,142,866	7,142,866	7,142,866	-	0%
44						
REIMBURSEMENT RESOLUTION						
802						
C/O-REIMB RESOLUTION	457,720	321,954	-	-	(321,954)	-100%
INTERFUND TRANSFERS	639,524	245,767	-	-	(245,767)	-100%
802 Total	1,097,244	567,721	-	-	(567,721)	-100%
44 Total	1,097,244	567,721	-	-	(567,721)	-100%
49						
PUBLIC FIRING RANGE						
470						
BUDGETARY ACCTG ONLY	-	-	-	-	-	-
C/O-BUILDING	56,060	-	-	-	-	-
CAPITAL EQUIPMENT	-	-	-	-	-	-
CONST IN PROGRESS	613,874	-	-	-	-	-
CONTROLLED PROPERTY EXP	-	-	-	-	-	-
GRANTS	-	-	-	-	-	-
470 Total	669,934	-	-	-	-	-
49 Total	669,934	-	-	-	-	-
54						
NON DEPARTMENTAL						
000						
DEPRECIATION EXPENSE	1,002,038	-	-	-	-	-
000 Total	1,002,038	-	-	-	-	-
DISPOSAL/LANDFILL						
473						
ADVERTISING/PROMOTIONS	-	500	500	500	-	0%
AUTOMOTIVE SUPPLIES	53,040	52,860	52,860	52,860	-	0%
AWARDS/APPRECIATION	2,287	2,500	2,500	2,500	-	0%
BOARD/COMMITTEE MEETG EXP	-	1,000	1,000	1,000	-	0%
C/O-BUILDING	-	-	-	-	-	-
C/O-LAND	-	500,000	500,000	500,000	-	0%
C/O-OTHER IMPROVE	-	164,380	600,000	600,000	435,620	265%
CAP EQUIP-MAJOR REPAIRS	-	223,205	900,244	900,244	677,039	303%
CAPITAL EQUIPMENT	-	1,632,927	165,814	165,814	(1,467,113)	-90%
CONTRACTED LABOR	44,208	157,614	161,724	161,724	4,110	3%
CONTRACTED SERVICES	166,217	195,998	254,848	254,848	58,850	30%
CONTROLLED PROPERTY EXP	16,036	6,373	701	701	(5,672)	-89%
DENTAL INSURANCE	5,393	5,940	5,760	5,760	(180)	-3%
DEPARTMENTAL SUPPLY	35,687	40,528	35,500	35,500	(5,028)	-12%
DUES/SUBSCRIPTIONS	19,951	31,700	31,700	31,700	-	0%
EMERG & CONTINGENCY	-	-	-	-	-	-
EMPLOYER 401K	85,475	98,856	106,203	104,686	5,830	6%
GARBAGE EXPENSE	293,042	390,000	390,000	390,000	-	0%
HOSPITAL INSURANCE	370,285	435,600	422,400	422,400	(13,200)	-3%
INTERFUND -LAND REPAY	-	99,254	-	-	(99,254)	-100%
INTERFUND TRANSFERS	515,335	415,335	415,335	429,335	14,000	3%
LAUNDRY/DRY CLEANING	21,022	24,000	30,000	30,000	6,000	25%
LICENSE/PERMIT/CERTIFICATE	28,013	46,070	46,070	46,070	-	0%

Type/Fund/Department/Account	FY24		FY25 Dept Request	FY25 Manager	\$ Change from Amended	% Change from Amend
	FY23 Actuals	Amended Budget				
MAINT BLDG/GROUNDS	264,109	400,000	295,000	295,000	(105,000)	-26%
MAINT CONTRACTS-EQUIP	8,803	17,995	18,126	18,126	131	1%
MEDICARE TAXES	22,583	24,850	26,673	26,292	1,442	6%
MEDICINE & SUPPLIES	-	500	500	500	-	0%
MOTOR FUELS/OILS	285,035	375,000	400,000	400,000	25,000	7%
OFF ROAD VEHICLE SUPPLIES	148,956	125,000	120,000	120,000	(5,000)	-4%
OPEB EXPENSE	35,077	15,000	15,000	15,000	-	0%
PENALTY EXPENSE	-	500	500	500	-	0%
PHARMACY FEES	2,054	3,552	3,552	3,552	-	0%
POSTAGE	1,070	1,500	1,500	1,500	-	0%
PROFESSIONAL SERV	1,290,147	1,314,224	946,137	946,137	(368,087)	-28%
REFUNDS	-	-	-	-	-	-
RENTAL/LEASE EQUIP/OTHER	12,170	14,650	17,500	17,500	2,850	19%
REPAIRS ON EQUIPMENT	6,013	9,000	15,000	15,000	6,000	67%
RETIREMENT	314,346	211,716	240,726	237,287	25,571	12%
SALARIES/WAGES-P/T	-	66,182	69,491	68,498	2,316	3%
SALARIES/WAGES-REG	1,613,843	1,647,598	1,770,047	1,744,760	97,162	6%
SOCIAL SECURITY TAXES	96,560	106,254	114,051	112,422	6,168	6%
SOLID WASTE DISPOSAL TAX	312,934	305,728	308,114	308,114	2,386	1%
TELECOMMUNICATIONS	12,881	15,000	15,000	15,000	-	0%
TRAVEL/TRAINING	8,321	15,000	15,000	15,000	-	0%
UNIFORMS/CLOTHING	8,028	20,000	20,000	20,000	-	0%
UTILITIES	59,524	83,000	83,000	83,000	-	0%
473 Total	6,158,445	9,296,889	8,618,076	8,598,830	(698,059)	9%
COLLECTIONS/MANNED SITES						
474						
ADVERTISING/PROMOTIONS	-	14,500	14,500	14,500	-	0%
ALUMINUM CANS	-	500	500	500	-	0%
AUTOMOTIVE SUPPLIES	82,451	65,000	80,000	80,000	15,000	23%
AWARDS & APPRECIATION	-	1,500	1,500	1,500	-	0%
C/O-LAND	-	-	-	-	-	-
CAP EQUIP-MAJOR REPAIRS	-	70,000	70,000	70,000	-	0%
CAPITAL EQUIPMENT	-	231,400	36,000	36,000	(195,400)	-84%
CONTRACTED LABOR	161,825	167,000	169,000	169,000	2,000	1%
CONTRACTED SERVICES	1,080	2,640	1,760	1,760	(880)	-33%
CONTROLLED PROPERTY EXP	-	-	-	-	-	-
DENTAL INSURANCE	360	900	900	900	-	0%
DEPARTMENTAL SUPPLY	7,623	10,360	10,500	10,500	140	1%
DUES/SUBSCRIPTIONS	5,256	5,000	7,000	7,000	2,000	40%
EMERG & CONTINGENCY	-	-	-	-	-	-
EMPLOYER 401K	6,485	13,669	13,996	13,796	127	1%
GARBAGE EXPENSE	1,222,793	1,390,700	1,422,731	1,422,731	32,031	2%
GRANTS	-	-	-	-	-	-
HOSPITAL INSURANCE	24,720	66,000	66,000	66,000	-	0%
LAUNDRY/DRY CLEANING	17,660	18,000	30,000	30,000	12,000	67%
LICENSE/PERMIT/CERTIFICATE	315	750	750	750	-	0%
MAINT BLDG/GROUNDS	42,108	120,125	345,125	345,125	225,000	187%
MEDICARE TAXES	8,529	9,689	10,087	9,943	254	3%
MOTOR FUELS/OILS	220,988	300,000	300,000	300,000	-	0%
RECYCLE EXPENSE	434	4,200	4,200	4,200	-	0%
REPAIRS ON EQUIPMENT	7,937	14,120	20,000	20,000	5,880	42%
RETIREMENT	14,351	29,273	31,724	31,271	1,998	7%
SALARIES/WAGES-P/T	467,365	440,374	462,393	455,787	15,413	3%
SALARIES/WAGES-REG	121,161	227,809	233,267	229,935	2,126	1%
SOCIAL SECURITY TAXES	36,473	41,427	43,131	42,515	1,088	3%
TELECOMMUNICATIONS	2,737	6,500	6,500	6,500	-	0%
TRAVEL/TRAINING	-	-	-	-	-	-
UNIFORMS/CLOTHING	633	3,000	3,000	3,000	-	0%



Type/Fund/Department/Account	FY24		FY25 Dept Request	FY25 Manager	\$ Change from Amended	% Change from Amend
	FY23 Actuals	Amended Budget				
UTILITIES	19,027	38,000	38,000	38,000	-	0%
474 Total	2,472,311	3,292,436	3,422,564	3,411,213	118,777	9%
54 Total	9,632,794	12,589,325	12,040,640	12,010,043	(579,282)	9%
55						
LEGRAND CENTER						
480						
ADVERTISING/PROMOTIONS	5,169	5,000	7,500	7,500	2,500	50%
AUTOMOTIVE SUPPLIES	149	500	250	250	(250)	-50%
AWARDS/APPRECIATION	91	200	200	200	-	0%
BEVERAGES	11,573	10,000	10,000	10,000	-	0%
CAPITAL EQUIPMENT	6,100	-	365,000	215,000	215,000	
CATERING SERVICES	455	1,132	5,000	3,000	1,868	165%
CONTRACTED LABOR	984	-	1,000	1,000	1,000	
CONTRACTED SERVICES	10,557	10,580	11,000	11,260	680	6%
CONTROLLED PROPERTY EXP	3,197	-	5,000	5,000	5,000	
DENTAL INSURANCE	1,200	1,260	1,080	1,080	(180)	-14%
DEPARTMENTAL SUPPLY	6,607	5,096	6,000	6,000	904	18%
DUES/SUBSCRIPTIONS	40,233	41,368	42,000	37,000	(4,368)	-11%
EMERG & CONTINGENCY	-	-	15,000	-	-	
EMPLOYER 401K	21,081	23,879	19,440	19,162	(4,717)	-20%
FOOD	1,754	2,900	2,000	2,000	(900)	-31%
GARBAGE EXPENSE	2,880	4,000	4,000	4,000	-	0%
HOSPITAL INSURANCE	82,400	92,400	79,200	79,200	(13,200)	-14%
INSURANCE /BONDING	985	1,004	1,000	1,000	(4)	0%
LAUNDRY/DRY CLEANING	15,183	18,000	13,000	13,000	(5,000)	-28%
LICENSE/PERMIT/CERTIFICATE	4,704	7,399	5,000	5,000	(2,399)	-32%
MAINT BLDG/GROUNDS	32,382	29,500	35,000	35,000	5,500	19%
MAINT CONTRACTS-EQUIP	8,435	13,640	15,000	14,000	360	3%
MEDICARE TAXES	5,423	5,988	4,926	4,856	(1,132)	-19%
MOTOR FUELS/OILS	945	1,000	1,000	1,000	-	0%
PENALTY EXPENSE	1	-	-	-	-	
POSTAGE	-	50	50	50	-	0%
PROFESSIONAL SERV	39,929	40,000	40,000	47,470	7,470	19%
REFUNDS	-	-	-	-	-	
RENTAL/LEASE EQUIP/OTHER	998	1,500	1,500	1,500	-	0%
REPAIRS ON EQUIPMENT	7,724	2,500	2,500	2,500	-	0%
RETIREMENT	46,361	51,141	44,064	43,434	(7,707)	-15%
SALARIES/WAGES-P/T	4,556	15,000	15,750	15,525	525	4%
SALARIES/WAGES-REG	391,839	397,985	323,999	319,371	(78,614)	-20%
SOCIAL SECURITY TAXES	23,188	25,605	21,064	20,764	(4,841)	-19%
TELECOMMUNICATIONS	1,506	3,720	36,840	3,000	(720)	-19%
TRAVEL/TRAINING	531	2,500	2,500	2,500	-	0%
UNIFORMS/CLOTHING	-	-	-	-	-	
UTILITIES	125,536	96,000	96,000	96,000	-	0%
480 Total	904,654	910,847	1,232,863	1,027,622	116,775	0%
55 Total	904,654	910,847	1,232,863	1,027,622	116,775	0%
60						
WORKERS COMPENSATION						
650						
CONTRACTED SERVICES	-	-	-	-	-	
INSUR/LEGAL SETTLEMENT	536,983	452,225	600,000	600,000	147,775	33%
INSURANCE /BONDING	170,277	183,100	200,000	200,000	16,900	9%
PENALTY EXPENSE	79	-	-	-	-	
PRESCRIPTION DRUGS	-	-	-	-	-	
PROFESSIONAL SERV	22,358	69,675	30,000	30,000	(39,675)	-57%
650 Total	729,697	705,000	830,000	830,000	125,000	-5%
PROPERTY/LIABILITY						
651						

Type/Fund/Department/Account	FY24		FY25 Dept Request	FY25 Manager	\$ Change from Amended	% Change from Amend
	FY23 Actuals	Amended Budget				
CAPITAL EQUIPMENT	-	54,818	5,000	5,000	(49,818)	-91%
CONTRACTED SERVICES	25,026	25,026	25,026	25,026	-	0%
DEPARTMENTAL SUPPLY	-	12	-	-	(12)	-100%
EXCESS STOP LOSS	612,764	655,443	665,000	665,000	9,557	1%
FINE ARTS INS-EARL SCRUGG	3,910	3,149	3,910	3,910	761	24%
INS CLAIMS-AUTO	61,978	156,496	150,000	150,000	(6,496)	-4%
INS CLAIMS-GENERAL LIAB	5,749	27,318	20,000	20,000	(7,318)	-27%
INS CLAIMS-IN HOUSE AUTO	58,864	132,659	75,000	75,000	(57,659)	-43%
INS CLAIMS-IN HOUSE PROPERTY	3,300	13,382	5,000	5,000	(8,382)	-63%
INS CLAIMS-PROPERTY	23,177	1,481	10,000	10,000	8,519	575%
LEGAL FEES	-	-	-	-	-	-
NON FILED INS LOSS	-	-	-	-	-	-
PENALTY EXPENSE	13	-	-	-	-	-
PROFESSIONAL SERV	284,647	532,663	300,000	300,000	(232,663)	-44%
651 Total	1,079,428	1,602,447	1,258,936	1,258,936	(343,511)	21%
60 Total	1,809,125	2,307,447	2,088,936	2,088,936	(218,511)	15%
65						
FUND TRANSFERS						
981						
BCBS WEEKLY CLAIMS	7,982,546	7,824,033	8,176,114	8,176,114	352,081	4%
CASE MANAGEMENT PROGRAM	261,163	300,200	300,000	300,000	(200)	0%
CONTRACTED SERVICES	19,710	20,250	21,260	21,260	1,010	5%
HEALTH SAVINGS ACCT CTRBS	682,824	775,000	775,000	775,000	-	0%
INTERFUND TRANSFERS	1,625,434	2,284,201	2,313,026	2,328,033	28,825	1%
MEDICARE TAXES	6	-	-	-	-	-
PROFESSIONAL SERV	72,000	72,000	72,000	72,000	-	0%
RETIREE HEALTH INS EXP	936,904	979,750	1,000,000	1,000,000	20,250	2%
SMOKING CESSATION MEDS	6,501	14,792	10,000	10,000	(4,792)	-32%
SOCIAL SECURITY TAXES	27	8	-	-	(8)	-100%
WELLNESS BENEFITS	75,167	50,000	80,000	80,000	30,000	60%
WELLNESS EDUCATION	20,106	45,000	31,500	31,500	(13,500)	-30%
981 Total	11,682,388	12,365,234	12,778,900	12,793,907	413,666	-8%
65 Total	11,682,388	12,365,234	12,778,900	12,793,907	413,666	-8%
66						
DENTAL INSURANCE						
661						
DENTAL INSURANCE CLAIMS	191,277	240,000	240,000	240,000	-	0%
661 Total	191,277	240,000	240,000	240,000	-	0%
66 Total	191,277	240,000	240,000	240,000	-	0%
70						
DSS F/C CHRISTMAS/TRUST ACCTS						
706						
DSS F/C CHRISTMAS EXP	10,428	5,000	5,000	5,000	-	0%
DSS TRUST ACCT EXP	344,849	300,000	300,000	300,000	-	0%
706 Total	355,278	305,000	305,000	305,000	-	0%
INMATE TRUST/COMMISSARY						
744						
INMATE COMMISSARY EXP	129,206	210,000	175,000	175,000	(35,000)	-17%
INMATE TRUST EXP	639,053	665,000	700,000	700,000	35,000	5%
744 Total	768,259	875,000	875,000	875,000	-	-6%
70 Total	1,123,537	1,180,000	1,180,000	1,180,000	-	-3%
71						
FINES & FORFEITURES						
741						
FINES & FORFEITURES EXP	380,566	1,200,000	1,200,000	1,200,000	-	0%
741 Total	380,566	1,200,000	1,200,000	1,200,000	-	0%
71 Total	380,566	1,200,000	1,200,000	1,200,000	-	0%
479						



Type/Fund/Department/Account	FY24		FY25 Dept Request	FY25 Manager	\$ Change from Amended	% Change from Amend
	FY23 Actuals	Amended Budget				
IPWS ROAD/RAIL PROJ						
715						
GRANTS-ROAD,PAVING,RAIL	-	-	-	-	-	-
715 Total	-	-	-	-	-	-
479 Total	-	-	-	-	-	-
481						
CAP PROJ ECONOMIC DEVELOP						
232						
JOINT VENTURE CONSTRUCT	69,600	-	-	-	-	-
232 Total	69,600	-	-	-	-	-
481 Total	69,600	-	-	-	-	-
482						
CAP PROJ-CCS NORTH SHELBY						
236						
INTERFUND TRANSFERS	-	-	-	-	-	-
236 Total	-	-	-	-	-	-
482 Total	-	-	-	-	-	-
485						
CAP PROJ-ERP CONVERSION						
242						
CONST IN PROGRESS	163,643	-	-	-	-	-
242 Total	163,643	-	-	-	-	-
485 Total	163,643	-	-	-	-	-
486						
CAP PROJ-CLEV CO FAIR						
245						
BUDGETARY ACCTG ONLY	-	132,343	-	-	(132,343)	-100%
CAPITAL EQUIPMENT	-	78,725	-	-	(78,725)	-100%
CONST IN PROGRESS	100,000	1,820,778	-	-	(1,820,778)	-100%
MAINT CONTRACTS-EQUIP	-	49,997	-	-	(49,997)	-100%
PROFESSIONAL SERV	32,040	17,960	-	-	(17,960)	-100%
RENT OF BUILDING/SPACE	303	197	-	-	(197)	-100%
245 Total	132,343	2,100,000	-	-	(2,100,000)	-100%
486 Total	132,343	2,100,000	-	-	(2,100,000)	-100%
489						
CAP PROJ-SHELL BLDG #3						
228						
BUDGETARY ACCTG ONLY	-	-	-	-	-	-
INTERFUND TRANSFERS	-	-	-	-	-	-
JOINT VENTURE CONSTRUCT	-	-	-	-	-	-
PROFESSIONAL SERV	-	-	-	-	-	-
228 Total	-	-	-	-	-	-
489 Total	-	-	-	-	-	-
490						
CAP PROJ-BOARD OF ELECTION (OLD SRS)						
244						
BUDGETARY ACCTG ONLY	-	274,578	-	-	(274,578)	-100%
C/O-BUILDING	196,491	416,116	-	-	(416,116)	-100%
PROFESSIONAL SERV	56,487	59,306	-	-	(59,306)	-100%
244 Total	252,977	750,000	-	-	(750,000)	-100%
490 Total	252,977	750,000	-	-	(750,000)	-100%
491						
CAP PROJ-SHELL BLDG #4						
248						
BUDGETARY ACCTG ONLY	-	-	-	-	-	-
JOINT VENTURE CONSTRUCTION	8,017,560	-	-	-	-	-
PROFESSIONAL SERVICES	-	-	-	-	-	-
248 Total	8,017,560	-	-	-	-	-



Type/Fund/Department/Account	FY24		FY25 Dept Request	FY25 Manager	\$ Change from Amended	% Change from Amend
	FY23 Actuals	Amended Budget				
491 Total	8,017,560	-	-	-	-	-
492						
CAP PROJ-DSS RELOCATION						
249						
BUDGETARY ACCTG ONLY	-	-	-	-	-	-
CONST IN PROGRESS	1,947,076	-	-	-	-	-
PROFESSIONAL SERVICES	49,000	-	-	-	-	-
249 Total	1,996,076	-	-	-	-	-
492 Total	1,996,076	-	-	-	-	-
493						
CAP PROJ-JUSTICE CENTER CAMPUS						
250						
BUD ACC ONLY-OTHER SOURCE	-	7,499,950	-	-	(7,499,950)	-100%
BUDGETARY ACCTG ONLY	-	2,427,594	-	-	(2,427,594)	-100%
C/O-LAND	273,175	-	-	-	-	-
CONST IN PROGRESS	1,723,428	100,762,379	-	-	(100,762,379)	-100%
CONTRACTED SERVICES	5,503,346	11,516,363	-	-	(11,516,363)	-100%
250 Total	7,499,950	122,206,286	-	-	(122,206,286)	-100%
493 Total	7,499,950	122,206,286	-	-	(122,206,286)	-100%
494						
PUBLIC SCHOOL BUILDING CPF						
602						
BUD ACC ONLY-OTHER SOURCE	-	18,274,613	-	-	(18,274,613)	-100%
GRANTS-PUB SCH CAP	18,274,613	10,225,387	-	-	(10,225,387)	-100%
602 Total	18,274,613	28,500,000	-	-	(28,500,000)	-100%
494 Total	18,274,613	28,500,000	-	-	(28,500,000)	-100%
495						
CAP PROJ-CCHD EROSION CONTROL & REPAIR						
251						
CONST IN PROGRESS	371,999	-	-	-	-	-
PROFESSIONAL SERV	5,048	-	-	-	-	-
251 Total	377,047	-	-	-	-	-
495 Total	377,047	-	-	-	-	-
496						
CAP PROJ-BRGW IMPROVEMENTS						
252						
BUD ACC ONLY-OTHER SOURCE	-	29,233	-	-	(29,233)	-100%
C/O-OTHER IMPROVE	29,234	345,767	-	-	(345,767)	-100%
252 Total	29,234	375,000	-	-	(375,000)	-100%
496 Total	29,234	375,000	-	-	(375,000)	-100%
497						
CAPITAL PROJ-E911 CALL CTR						
253						
BUD ACC ONLY-OTHER SOURCE	-	71,562	-	-	(71,562)	-100%
BUDGETARY ACCTG ONLY	-	95,956	-	-	(95,956)	-100%
CONSTRUCTION IN PROGRESS	167,518	8,494,320	-	-	(8,494,320)	-100%
253 Total	167,518	8,661,838	-	-	(8,661,838)	-100%
497 Total	167,518	8,661,838	-	-	(8,661,838)	-100%
498						
CAP PROJ-LEGRAND AV SYS						
254						
CONST IN PROGRESS	-	625,000	-	-	(625,000)	-100%
254 Total	-	625,000	-	-	(625,000)	-100%
498 Total	-	625,000	-	-	(625,000)	-100%
499						
CAP PROJ-WACO SUBSTATION						
256						
PROFESSIONAL SERV	-	18,400	-	-	(18,400)	-100%



Type/Fund/Department/Account	FY24		FY25 Dept Request	FY25 Manager	\$ Change from Amended	% Change from Amend
	FY23 Actuals	Amended Budget				
256 Total	-	18,400	-	-	(18,400)	-100%
499 Total	-	18,400	-	-	(18,400)	-100%
Expense Total	252,918,704	424,238,788	238,039,335	228,241,835	(195,996,953)	-12%
Grand Total	514,501,225	848,477,576	469,764,843	456,483,670	(391,993,906)	-14%

Supplemental Information

Budget Ordinance

The following six pages is the Board of County Commissioners adopted Budget Ordinance, as adopted on June 4th, 2024.

NOTE: THIS IS A DRAFT BUDGET BOOK, SENTENCE ABOVE WILL REFLECT ACTUAL DATE



BE IT ORDAINED BY THE BOARD OF COMMISSIONERS OF CLEVELAND COUNTY:

SECTION I. FUND ESTIMATED REVENUES. It is estimated that the revenues and fund balances of the funds and departments as listed below will be available during the fiscal year beginning July 1, 2024 and ending June 30, 2025 to meet the functional appropriations as set forth in Section II. All fees, commissions, and other sums paid to or collected by any County Officer, or agent in their capacity, shall accrue to the benefit of the County and become County funds.

		\$	186,699,696	\$	<u>165,856,8,728</u>
	Less Transfers In:		(20,618,961)		
Primary		\$	110,315,586	\$	106,743,074
	Less Transfers In:		(3,572,512)		
<u>Ad Valorem Tax:</u>	Current Year				
	(54.75 Cents per \$100 value) X (\$10,308,830,245 total value) X (98.0% collection)	\$	55,312,029		
	Prior Years		625,000		
	Advertising/Penalties		295,000		
	NCVTS Tax		5,365,500		
<u>Other Taxes:</u>	Sales Tax				
	1 Cent (Article 39)		9,259,700		
	Two 1/2 Cents (Art 40 & 42)		6,705,300		
	Occupancy Tax		500,000		
	Heavy Equip Tax		25,000		
	Vehicle Lease Tax		57,000		
	Excise Stamps Tax		650,000		
<u>Intergovernmental:</u>	NC Telecommunications Surcharge		250,000		
	NC Grants-Third Party (Pass-Thru)		324,563		
	NC Grants-Third Party (Pass-Thru) LEVS		-		
	NC Grants-Third Party (Pass-Thru) COPS		-		
	NC Grant--J.C.P.C. Admin.		15,500		
	NC Court Arrest Fees-Sheriff		25,000		
	NC Forfeited Property-Sheriff		50,000		
	NC Housing of State Prisoners-Jail		25,000		
	NC Housing Inmate - SSA		8,000		
	NC Court Fees-Jail		45,000		
	NC License Revocation-Jail		6,000		
	NC DOT Grant (Pass-Thru to TACC)		175,000		
	NC Grant-Soil Conservation Match		33,600		
	NC Grant-Veterans' Services Match		-		
	NC Grant-State Aid to Libraries		140,000		
	Kings Mtn: County Library System		-		
	JCPC Grant-Cleveland County Schools (Pass Thru)		-		
	JCPC Grant-Communities in Schools (Pass Thru)		-		
	Schools: School Resource Officers		893,334		
	Shelby: Payment in Lieu of Taxes		400,000		
	Shelby: Shared Economic Development		-		
	Other Various Sources		19,000		
<u>Permits/Fees:</u>	Register of Deeds		600,000		
	Sheriff		238,800		
	Inspections		400,000		
	Planning & Zoning		25,750		
<u>Sales/Services:</u>	Rents		3,050,000		
	Contracted Revenues		-		
	Municipal Tax Collection		500,000		
	Municipal Elections		-		
<u>Sales/Services:</u>	Local Fees & Medicaid				
	Emergency Med Serv		6,054,000		
	Volunteer Rescue		-		
	Electronic Maintenance		149,000		
	Travel & Tourism		88,000		
	Animal Control		164,500		
	Cooperative Extension		15,500		
	County Library System		19,000		
	Public Firing Range		407,500		



Fiscal Year 2024-2024 Annual Budget

<u>Interest:</u>	Interest on Investments	6,000,000		
<u>Miscellaneous:</u>	ABC Per Bottle & Profit Distribution	225,000		
	Sale of Fixed Assets	29,500		
	Vending/Payphone Commissions	320,000		
	Contributions & Donations (Library)	103,000		
	Other Miscellaneous	142,300		
<u>Other Sources:</u>	S/W Landfill Fund (Transfer)	132,134		
	School Capital Reserve Fund (Transfer)	3,440,378		
	ROD Automation E & P	109,053		
	Fund Balance Appropriated	6,919,436		
				\$ 110,315,586
<u>Social Services & Public Assistance</u>			23,492,638	14,643,488
		Less Transfers In:	(8,849,150)	
	Grants-Federal and State Govts	14,577,288		
	Local Fees	66,200		
	Primary Fund (Transfer)	8,849,150		
<u>Public Health</u>			12,217,860	9,414,144
		Less Transfers In:	(2,803,716)	
	Grants-Federal and State Govts	2,285,365		
	Local Fees & Medicaid	4,427,243		
	Primary Fund (Transfer)	2,803,716		
	Fund Balance Appropriated	2,701,536		
<u>Employee Wellness</u>			2,507,033	179,000
		Less Transfers In:	(2,328,033)	
	Local Fees	179,000		
	Health Insurance Fund (Transfer)	2,328,033		
<u>Court Facilities</u>			482,999	121,000
		Less Transfers In:	(361,999)	
	Departmental Fees	121,000		
	Primary Fund (Transfer)	361,999		
<u>School Property Taxes</u>			21,483,115	21,483,115
	Ad Valorem Tax: Current Year (14.0 Cents per \$100 value) X (\$11,508,830,245total value) X (98.0% collection)	15,790,115		
	Ad Valorem Tax: Prior Year	-		
	Interest on Delinquent Tax	55,000		
	Settlement Overs/Shorts	-		
<u>Other Taxes:</u>	Sales Tax	5,638,000		
<u>County Revaluation Reserve</u>			50,000	-
		Less Transfers In:	(50,000)	
	Primary Fund (Transfer)	50,000		
<u>LeGrand Conference Center</u>			1,027,622	217,000
		Less Transfers In:	(810,622)	
	Fees, Beverage Sales	217,000		
	Primary Fund (Transfer)	810,622		
<u>Workers' Compensation / Property & Liability Insurance</u>			2,088,936	213,000
		Less Transfers In:	(1,875,936)	
	Interest on Investments/Other	213,000		
	Primary Fund (Transfer)	1,461,135		
	Social Services Fund (Transfer)	117,600		
	Other Funds (Transfer) (Solid Waste)	297,201		
<u>Health / Dental Insurance</u>			13,033,907	12,842,907
		Less Transfers In:	(191,000)	
	Fund Balance Appropriated	1,382,907		
	Primary Fund (Transfer)	191,000		
	Dental Premiums	240,000		
	Health Premiums	11,220,000		



Fiscal Year 2024-2024 Annual Budget

B. SPECIAL REVENUE FUND ESTIMATED REVENUES

Emergency Telephone

E911 Subscriber Fees	-	651,094	651,094
Other Revenues	-		
Fund Balance Appropriated	651,094		

County Fire Service District

Ad Valorem Tax: Current Year (8.75 Cents per \$100 value) X (\$4,731,615,089 total value) X (98.0% collection)		6,006,734	5,846,734
Other Revenues	4,057,360		
Fund Balance Appropriated	1,739,374		
	210,000		

Representative Payee Fund

DSS Trust	305,000	1,180,000	1,180,000
Inmate Trust	875,000		

Fines & Forture Fund

Fines & Forfeitures	1,200,000	1,200,000	1,200,000
---------------------	-----------	-----------	-----------

C. DEBT SERVICE FUND ESTIMATED REVENUES

Debt Service

Other Unit's Share of Expenditures	1,484,123		
Primary Fund (Transfer)	3,316,872		
School Capital Reserve Fund (Transfer) - PSCBF	600,000		
School Capital Reserve Fund (Transfer)	1,689,825		

D. CAPITAL PROJECT FUND ESTIMATED REVENUES

Capital Projects

		13,150,866	\$ 5,152,113
		(7,998,753)	
		3,054,000	-
		(3,054,000)	
School Capital Reserve Fund (Transfer)	100,000		
Capital Reserve Fund (Transfer)	2,954,000		

County Capital Reserve

County Funds/County Reserve (Transfer)	2,954,000	2,954,000	-
Fund Balance Appropriated	-	(2,954,000)	

School Capital Reserve

Sales Tax: Two 1/2 Cents (Art. 40 & 42)	4,552,113	7,142,866	5,152,113
Grants-Public School Bldg. Cap. Fds.	600,000	(1,990,753)	
Primary Fund/Schools (Transfer)	1,990,753		

E. ENTERPRISE FUND ESTIMATED REVENUES

Solid Waste Landfill

Grants and Shared Taxes-State Govt	568,000	12,010,043	12,010,043
Local Fees and User Fees	8,892,523		
Sale of Recyclables/Other	126,000		
Fund Balance Appropriated	2,423,520		

SECTION I TOTAL (TOTAL FUND ESTIMATED REVENUES)

		227,989,253	
		(34,448,418)	193,540,835



SECTION II. FUND APPROPRIATIONS. It is hereby affirmed that the appropriations of the funds and departments as listed below will be sufficient to meet the County's normal operating obligations.

A. GENERAL FUND APPROPRIATIONS

General Government

	186,699,696	161,464,816
Less Transfers Out:	(25,256,671)	
	54,882,577	31,947,050
Less Transfers Out:	(22,957,318)	
10.411 Commissioners (Governing Body)	635,431	
10.412 County Manager's Office	1,198,337	
10.413 Finance/Purchasing	1,601,576	
10.415 Property Tax Administration	2,348,991	
10.416 Legal/County Attorney	488,990	
10.418 Elections	767,471	
10.419 Register of Deeds	761,487	
10.421 Information Technology	1,878,742	
10.422 Travel & Tourism	323,761	
10.423 Human Resources	1,318,183	
10.426 Building Maintenance	2,234,840	
10.430 Municipal Grants	245,048	
10.432 Grants--Third Party (Pass Thru)	324,563	
10.433 Grant--J.C.P.C. Administration	15,500	
10.439 Grant--COPS Grant Program	379,235	
10.613 Communities in Schools - County Match	40,000	
10.619 ROD Automation E & P	109,053	
10.981 Transfers Out To:		
Social Services	8,849,150	
Public Health	2,803,716	
Courts	361,999	
County Revaluation	50,000	
Workers' Comp. / Property & Liability	1,461,135	
Health Plan	191,000	
Debt Service	3,316,872	
Capital Reserve	2,954,000	
Conference Center	810,622	
10.998 Emergency & Contingency	1,250,000	
13.660 Employee Wellness	2,507,033	
14.417 Court Facilities	482,999	
25.431 County Revaluation	50,000	
60.650 Workers' Compensation	830,000	
60.651 Property/Liability	1,258,936	
65.981 Employee Medical Insurance	10,465,874	
65.981 Employee Medical Insurance (Tfr Out)	2,328,033	
66.661 Employee Dental Insurance	240,000	

Public Safety

	47,283,737	47,283,737
10.440 School Resource Officers	1,323,141	
10.441 Sheriff	14,845,715	
10.443 Forfeited Property--State	50,000	
10.444 Detention Center/Jail	9,910,635	
10.445 Emergency Management	610,828	
10.446 Emergency Medical Services	14,679,871	
10.448 Communications	2,006,535	
10.449 Electronic Maintenance	1,062,024	
10.450 Building Inspections	505,547	
10.451 Coroner	65,000	
10.453 Hazardous Materials	4,650	
10.542 Animal Services	2,219,791	



Fiscal Year 2024-2024 Annual Budget

<u>Economic & Physical Development</u>			3,675,190	3,675,190
10.491	Planning & Zoning	667,170		
10.492	Economic Development/Tourism	2,082,190		
10.494	Business Development	173,974		
10.495	Cooperative Extension	443,276		
10.496	Forestry Management	99,728		
10.498	Soil Conservation	208,852		
<u>Transportation</u>			253,965	253,965
10.497	Transportation Admin. of Clev. Cty.	253,965		
<u>Human Services</u>			36,657,321	36,348,721
			Less Transfers Out:	(308,600)
10.560	Mental Health (Pathways)	606,800		
10.591	Veterans' Service Officer	171,691		
10.617	Council on Aging (Senior Center)	168,332		
11.000	Social Svcs. & Public Asst.	23,184,038		
11.000	Transfers Out To Other Funds	308,600		
12.000	Public Health	12,217,860		
<u>Education</u>			39,807,365	37,816,612
			Less Transfers Out:	(1,990,753)
10.600	Cleveland County Schools			
	Current Expense	10,250,000		
	Capital Outlay	700,000		
	Capital Outlay - Special Allocation	700,000		
	Teacher Supplements/Other operational	2,990,378		
	JCPC Early Intervention Grant (Pass Thru)	40,000		
10.604	Cleveland Community College			
	Utilities/Maint Bldg-Grounds	85,000		
	Current Expense	3,558,872		
20.600	School Property Taxes	19,492,362		
	School Capital Reserve (Transfer)	1,990,753		
<u>Cultural</u>			3,592,791	3,592,791
10.611	Libraries			
	County Library System	1,279,937		
	Other Libraries	85,500		
10.612	Recreation	136,050		
10.614	Historic Artifacts	96,500		
10.470	Public Shooting Range	967,182		
55.480	LeGrand Center	1,027,622		
<u>Debt Service (small lease purchase agreements)</u>			546,750	546,750
10.800	Debt Service	546,750		
<u>B. SPECIAL REVENUE FUND APPROPRIATIONS</u>				
			Less Transfers Out:	-
<u>Public Safety</u>			9,037,828	9,037,828
			Less Transfers Out:	-
26.454	Emergency Telephone	651,094		
28.452	Volunteer Fire Departments	6,006,734		
<u>General Government</u>				
70.706	DSS Trust	305,000		
70.744	Inmate Trust	875,000		
71.741	Fines & Forfeitures	1,200,000		
<u>C. DEBT SERVICE FUND APPROPRIATIONS</u>			7,090,820	7,090,820
<u>Debt Service</u>			7,090,820	7,090,820
30.800	Debt Service	7,090,820		



SECTION II. FUND APPROPRIATIONS.

D. CAPITAL PROJECT FUND APPROPRIATIONS

Capital Projects

40.210/225 County Capital Projects	3,054,000
41.209 County: Capital Reserves (Transfer)	2,954,000
42.105 Public School Capital Fund (Transfer)	5,230,203
42.105 Public School Capital Reserves	1,312,663
42.107 Public School Capital Fund (Transfer)	600,000

(continued)		
	13,150,866	4,366,663
<i>Less Transfers Out:</i>	(8,784,203)	
Less Transfers Out:	13,150,866	4,366,663
	(8,784,203)	

E. ENTERPRISE FUND APPROPRIATIONS

Solid Waste Landfill

54.473 Solid Waste Disposal	8,169,495
54.473 Transfers Out To Other Funds	429,335
54.474 Solid Waste Collections	3,411,213

	12,010,043	11,580,708
Less Transfers Out:	(429,335)	
Less Transfers Out:	12,010,043	11,580,708
	(429,335)	

SECTION II TOTAL (TOTAL FUND APPROPRIATIONS)

	227,989,253	193,540,835
Less Transfers Out:	(34,448,418)	

SECTION III. PROPERTY TAX RATES. The County-wide property tax rate shall be 54.75 cents per \$100 valuation for purposes of the General Fund and 14 cents per \$100 valuation for purposes of the School Property Taxes Fund; thus, the combined County-wide property tax rate shall be 68.75 cents per \$100 valuation. Further, the property tax rate for the County Fire Service District shall be 8.75 cents per \$100 valuation and derived revenues shall be used to benefit volunteer fire departments in the district. In addition, to benefit the volunteer fire department in a special fire district which is seeking approval of this rate change from the Board of County Commissioners, the property tax rate for the Number Seven and Number Three Fire Districts shall be 8.75 cents per \$100 valuation.

SECTION IV. BUDGET CHANGES. The County Manager shall have authorization to make budget changes between any and all departments as long as the Total Fund Estimated Revenues and Total Fund Appropriations remain at the level, including all subsequent amendments, approved and adopted by the County Board of Commissioners, except as provided below.

SECTION V. BUDGET CARRY FORWARDS. The County Manager shall have authorization to include in the budget all prior year remaining for outstanding purchase order encumbrances, unspent grants, unspent donations, and other ongoing projects as determined by the Finance Department.

SECTION VI. POSITIONS/STAFFING. Included in the 2024-25 budget are ten (10) new positions which include (4) Sheriff Sergeants; (1) Solid Waste Mechanic II, (1) Dental Hygienist, (1) Dental Assistant, (1) Cooperative Extension - Nutrition Ed Program. Total budgeted positions for CCSO is 234 including the new positions.

Fiscal Policies

Budget Process

The County's annual budget process is a method of planning and communicating operational and capital objectives and allocating financial resources to achieve them. The process is usually performed over several months. The North Carolina Local Government Budget and Fiscal Control Act (GS 159, Article 3) requires local governments to adopt an annual budget by June 30 of each year, based on the State mandated fiscal year which runs from July 1 to June 30.

The N.C. Local Government and Fiscal Control Act mandate the following deadlines for legal requirements:

- April 30 Department requests due
- May 15 Community College and School System request due
- June 1 Board of Commissioners receives recommended budget
- June 30 Board of Commissioners must adopt annual budget

A public hearing must be advertised and held when the budget is presented to the Board of Commissioners

Other key dates in our budget preparation are as follows:

- January Budget preparation instructions provided to department heads
- February Requests received from outside agencies for funding
- February Requests for capital items due
- March Requests for new staff and reclassifications are due to Human Resources
- March Department budget requests completed
- April Manager and budget team meet with departments to discuss requests
- March & May Commissioners plan to hold budget workshops to discuss proposed budget
- May Proposed budget delivered to Board of Commissioners
- May/June Manager makes presentation to Board at a regular meeting in May or June
- June Public hearing is held on the proposed budget at a regular meeting
- June Approval of annual budget and fee schedule

Budget Adoption

The County's Annual Budget Ordinance will be balanced in accordance with the Local Government Budget and Fiscal Control Act (N. C. General Statute 159-8) which states "A budget ordinance is balanced when the sum of estimated net revenues and appropriated fund balances is equal to appropriations."

The annual budget serves as the foundation for the County's financial planning and control. Chapter 159 of the N. C. General Statute prescribes a uniform system of budget adoption, administration, and fiscal control. All departments of the County are required to submit requests for appropriations to the County Manager by the end of March of each year. The County Manager uses these requests as the starting point for developing a proposed budget. The budget is prepared by fund, function, and

department. The proposed budget is provided to the County Board of Commissioners no later than June 1. Not later than June 30th the Board of Commissioners is required to adopt a budget ordinance making appropriations and levying taxes for the budget year in such sums as the Board may consider sufficient and proper, whether greater or less than the sums recommended in the proposed budget. This budget ordinance authorizes all financial transactions of the County except: 1) those authorized by a project ordinance, 2) those accounted for in an intra-governmental service fund for which a financial plan is prepared and approved, and 3) those accounted for in a trust or agency fund established by the local government or public authority as an agent or common-law trustee or to account for a retirement, pension, or similar employee benefit system.

The County's annually adopted budgets are for the General Fund, Special Revenue Funds, Capital Improvement Fund, and Solid Waste Fund.

All budgets are prepared on the modified accrual basis of accounting. Appropriations lapse at year end in the General, Special Revenue, Capital Improvement and Solid Waste Fund.

The budgets in the Capital Projects Fund are adopted on a project basis, which may cover more than one year. Appropriations are carried over in this fund until the project(s) are completed. The same basic timeline as listed above is followed for capital projects. Each year we review the status of the current projects and receive an update from departments on their five (5) year capital needs. From this update, we determine the projects which are to move forward and realign the remainder for projected future funding.

All budgets are adopted on a basis consistent with generally accepted accounting principles (GAAP). The Board of Commissioners annually adopts a budget ordinance in accordance with N. C. General Statute 159-8 and may amend the budget during the fiscal year.

Budget Amendment Process

All County Departments are expected to operate wholly within the amounts appropriated by the Board of Commissioners at the beginning of each fiscal year. The County budget is adopted at the department level. Any expenditure in excess of the total amount appropriated for the department is a violation of N. C. General Statute 159-28.

It is the intent of the Board of Commissioners to provide appropriations each fiscal year in an amount necessary for departmental operations at a level approved by the Board. The Board realizes that there will be occasions where adjustments to the amounts appropriated between line items will be necessary for the efficient operation of County Departments. It is not the intent of the Board to authorize indiscriminate transferring during the year and especially at the end of the fiscal year.

The Board of Commissioners may authorize supplementary appropriations during the course of a year as additional funding is received or for necessary items that a department cannot control (i.e. utilities), however departments are to monitor all expenditures to ensure that over-expenditures do not occur. It is the position of the Board of Commissioners that the County will not absorb reductions in State and Federal funding that occurs during the year, a budget amendment to reduce the budget must be submitted to the Board of Commissioners for approval as reductions are known.

As required by N. C. General Statute 159-15, the budget ordinance, as amended, must continue to satisfy the requirements of N. C. General Statute 159-8 and N. C. General Statute 159-13. Except as otherwise restricted by law, the Board may amend the budget ordinance at any time after the ordinance's adoption in any manner, so long as the ordinance, as amended, continues to satisfy the statutory requirements. However, except as otherwise provided in this section, no amendment may increase or reduce a property tax levy or in any manner alter a property taxpayer's liability, unless the board is ordered to do so by a court of competent jurisdiction or by a State agency having the power to compel the levy of taxes by the Board. If after July 1 the County receives revenues that are substantially more or less than the amount anticipated, the Board may, before January 1 following adoption of the budget, amend the budget ordinance to reduce or increase the property tax levy to account for the unanticipated increase or reduction in revenues.

Basis of Accounting

All funds except the Solid Waste Fund are accounted for on a modified accrual basis of accounting as required by the N. C. General Statute 159-26(c). Under modified accrual accounting, revenues are reported when they are both measurable and available. Expenditures are recorded in the period in which the liability is incurred, except for interest on long-term debt and accrued compensated absences. The Solid Waste Fund which is an enterprise fund, uses full accrual accounting, recording revenues when earned and expenditures when incurred.

Budgetary Control

In government, the budget is an integral part of the unit's accounting system and daily operations. An annual or project budget ordinance, as amended by the governing body, creates a legal limit on spending authorizations. All Cleveland County funds are budgeted at the function or project level. For internal accounting purposes, budgetary control is maintained at the department level and further at the line item level by the use of an encumbrance system. As purchase orders are issued, corresponding appropriations are reserved for later payment. If an over-encumbrance occurs the department head may amend their budget as outlined in the budget amendment process.

Budget Policies

Local government budgeting operates in a setting very different from the private sector and is heavily impacted by Federal and State law as well as local laws and practices. In addition, guiding the process at the local level are national standards and principles sanctioned by the Governmental Accounting Standards Board (GASB) as an authoritative overseer of local practices and fiscal responsibility. Cleveland County maintains the following guidelines and policies to ensure fiscal responsibility, maintain a strong financial position, and maintain the necessary level of resources to provide the services required of its citizens.

Fee Schedules

The following pages include the County Fee Schedules, including a column indicating the planned fee change for FY 25.

CLEVELAND COUNTY SUMMARY PROPOSED FEE CHANGES FOR JULY 2024 - JUNE 2025

Register of Deeds		
Fee Type	Current Rate	Proposed Rate
Notary Service per signature per document	\$ 5.00	\$ 10.00
DVD for land records per month for bulk land record request *subject to change with postage rate changes	\$ 35.00	\$ 40.00
Passports - Fees		
Fee Type	Current Rate	Proposed Rate
Passport Photo	\$ 10.00	\$ 15.00
Planning		
Fee Type	Current Rate	Proposed Rate
Special Use Permit	\$ 200.00	\$ 300.00
Interpretation of Map/Ordinance (Appeals)	\$ 200.00	\$ 300.00
Variance	\$ 200.00	\$ 300.00
Vested Rights	\$ 200.00	\$ 300.00
Zoning Amendments - Map and Text	\$ 200.00	\$ 300.00
Major Subdivision Review	\$ -	\$100 + \$10 per lot
Library		
Fee Type	Current Rate	Proposed Rate
Fax-Overseas - per page	\$ 2.00	\$ 1.50
Laminating - per sheet (New Service started offering during FY24)	\$ 3.00	\$ 3.00
Makerspace 3D Printing - per gram (New Service started offering during FY24)	\$ 0.25	\$ 0.25
Flash Drive - each (Incorrect rate was on FY24 fee list)	\$ 6.00	\$ 2.00
Solid Waste		
Fee	Current Rate	Proposed Rate
Recycle w/Exemption (Elderly & Disabled)	\$11.60	\$11.94
Recycle	\$23.40	\$24.11
Trash w/Exemption (Elderly & Disabled)	\$39.01	\$40.18
Trash	\$78.03	\$80.37
Current Tipping Fees		
Current Rate	Current Rate	Proposed Rate
Solid Waste (\$58.11/ton + \$2 tax + \$1)	\$59.36	\$61.11
C & D (\$33.03/ton + \$2 tax)	\$34.01	\$35.03
Wooden Pallets	\$34.39	\$35.43
Fiberglass (\$29.42/ton + \$2 tax)	\$27.81	\$31.42
Sludge/Alum Sludge (\$57.99/ton + \$2.34 Sludge Fee)	\$58.57	\$60.33
Sludge Fee (per ton)	\$2.27	\$2.34
Mobile Homes	\$361.87	\$372.73
Yard Waste/Leaves	\$27.15	\$27.96
Mulch	\$12.00	\$13.00
Stumps	\$34.37	\$35.40
Friable Asbestos (\$58.11/ton + \$2 tax)	\$58.36	\$60.11
Non-Friable Asbestos (Solid) (\$33.03/ton + \$2 tax)	\$34.01	\$35.03
Dead Animals	\$1.81	\$1.86
Fowl	\$58.36	\$60.11
Livestock	\$9.04	\$9.31
Non-Documented Tires	\$180.93	\$186.36
PPG After Hours	\$154.50	\$159.14
S/W CVII (E-Waste Discount) (\$38.83/ton + \$2 tax)	\$39.70	\$40.83
Wood Chips (per ton)	\$25.75	\$26.52

CLEVELAND COUNTY SUMMARY PROPOSED FEE CHANGES FOR JULY 2024 - JUNE 2025

Animal Services - Spay/Neuter Services		
Fees	Current Rate	Proposed Rate
Subsidized Neuter - Dog	N/A	\$ 30.00
Subsidized Spay - Dog	N/A	\$ 30.00
Subsidized Neuter - Cat	N/A	\$ -
Subsidized Spay - Cat	N/A	\$ -
*To receive subsidized rate - must prove eligibility for WIC, Medicaid or SNAP		
Low Cost Neuter - Dog	N/A	\$ 105.00
Low Cost Spay - Dog	N/A	\$ 120.00
Low Cost Neuter - Cat	N/A	\$ 45.00
Low Cost Spay - Cat	N/A	\$ 65.00

Animal Services				
Fee	Current Rate Sterilized	Current Rate Unsterilized	Proposed Rate Sterilized	Proposed Rate Unsterilized
Cost for room and food per dog/cat - General Housing (per day)	\$ 10.00	\$ 10.00	\$ 10.00	\$ 20.00
Cost for room and food per dog/cat - Isolation (per day)	\$ 18.00	\$ 18.00	\$ 10.00	\$ 20.00
Redemption Fee (per animal)	\$ 15.00	\$ 30.00	\$ -	\$ 100.00
2nd Impound redemption fee (per animal)	\$ 30.00	\$ 60.00	\$ 50.00	\$ 200.00
3rd Impound redemption fee (per animal)	\$ 60.00	\$ 120.00	\$ 50.00	\$ 300.00
Reclaim Option (Schedule spay/neuter @ reclaim)	N/A	\$ -	\$ -	\$ -
2nd Reclaim Option (Schedule spay/neuter @ reclaim)	N/A	\$ -	N/A	\$ 50.00
3rd Reclaim Option (Schedule spay/neuter @ reclaim)	N/A	\$ -	N/A	\$ 100.00
Rabies Vaccination (per animal)	\$ 12.00	\$ 12.00	\$ 10.00	\$ 20.00
Dogs	\$ 40.00	N/A	\$ 20.00	N/A
Cats	\$ 10.00	N/A	\$ -	N/A

County General Departments		
Board of Elections -Voter Records (418): Fee Type	Current Rate	Proposed Rate
Computer Printout (per page)	\$ 0.10	\$ 0.10
Mailing Labels (per page)	\$ 0.30	\$ 0.30
Photo Copies (per page)	\$ 0.10	\$ 0.10
CD/DVD (per each)	\$ 5.00	\$ 5.00
USB Media (per each)	\$ 10.00	\$ 10.00
Email	free	free

Building Inspections (450): Fee Type
New Construction, Residential & Commerical Building Permits
Residential fees based on finished square footage times the square foot multiplier (.87) times the regional costs multiplier (.548) Unfinished areas and garages will be figured at 25% of above fee 0.003

Renovation Permits
\$100 Base Fee plus .30 sq ft

Miscellaneous Permits		
	Current Rate	Proposed Rate
Moved House	\$ 150.00	\$ 150.00
Mobile Homes	\$ 300.00	\$ 300.00
Accessory Structure 400 sq ft or less	\$ 125.00	\$ 125.00
Accessory Structure 400 sq ft or greater	\$ 200.00	\$ 200.00
Signs	\$ 100.00	\$ 100.00
Swimming Pool	\$ 125.00	\$ 125.00
Cell Tower	\$ 275.00	\$ 275.00
Electrical Permit	\$ 75.00	\$ 75.00
Commerical Solar Farm	\$5.00 per \$1000.00 of value	\$5.00 per \$1000.00 of value
Plumbing Permit	\$ 75.00	\$ 75.00
Mechanical Permit	\$ 75.00	\$ 75.00
Re-inspection Fee	\$ 100.00	\$ 100.00
Minimum Permit Fee	\$ 100.00	\$ 100.00

****Work started without a permit - double the permit fee will be assessed.**

The Building Official will determine building permit fees not listed. All fees to be rounded down to nearest dollar.

A \$10 Homeowners Recovery Fee will be applied for all Residential Construction where a General Contractor is used.

Emergency Medical Services (446): Fee Type	Current Rate	Proposed Rate
A0425 (per mile) - Ground Mileage	\$ 12.00	\$ 12.00
A0426 (transport) - Advanced Life Support (ALS) - Non Emergency Transport Level 1	\$ 450.00	\$ 450.00
A0427 (transport) - Advanced Life Support (ALS) - Emergency Transport Level 1	\$ 680.00	\$ 680.00
A0428 (transport) - Basic Life Support (BLS) - Non Emergency Transport	\$ 450.00	\$ 450.00
A0429 (transport) - Basic Life Support (BLS) - Emergency Transport	\$ 575.00	\$ 575.00
A0433 (transport) - Advanced Life Support (ALS) - Level 2 Transport	\$ 985.00	\$ 985.00
A0434 (transport) - Speciality Care Transport (SCT)	\$ 1,165.00	\$ 1,165.00
BLS-T/R (treatment - non transport)	\$ 175.00	\$ 175.00
ALS-T/R (treatment - non transport)	\$ 325.00	\$ 325.00
Cleveland County Schools Sports Stand-by Fee 1 (BLS Unit Staffed by 2 EMT's, up to 5 hrs)	\$ 350.00	\$ 350.00
Cleveland County Schools Sports Stand-by Fee 2 (ALS Ambulance up to 5 Hrs with EMT & Paramedic)	\$ 450.00	\$ 450.00
Standby Fee General Special Events (ALS Amulance up to 8 Hrs with EMT & Paramedic)	\$ 750.00	\$ 750.00
Standby Fee General Special Events w/UTV	\$ 700.00	\$ 700.00
Onsite EMT-NO Transport Ability - per hour rate*	\$ 50.00	\$ 50.00
Onsite Paramedic - NO Transport Ability - per hour rate*	\$ 80.00	\$ 80.00
Mobile Medical Support Unit (Large Event - 2 EMT's, 2 Paramedics, up to 12 hrs)*	\$ 2,500.00	\$ 2,500.00

***Ability to perform Basic Life Support Care & radio additional support (One EMT w/equipment)**

County General Departments		
Library (611): Fee Type	Current Rate	Proposed Rate
Overdue Materials - Regular Books, Books on CD (per day; Maximum Charge \$5)	\$ 0.25	\$ 0.25
Overdue Materials - DVDs (per day; Maximum Charge \$15)	\$ 1.00	\$ 1.00
Overdue Materials - Equipment per day; Maximum Charge \$100)	\$ 5.00	\$ 5.00
LCD Projector Rental - per checkout	\$ 25.00	\$ 25.00
Fax - USA - per page	\$ 1.50	\$ 1.50
Fax - Overseas - per page	\$ 2.00	\$ 1.50
Copies - B/W - per page	\$ 0.15	\$ 0.15
Copies - Color - per page	\$ 0.25	\$ 0.25
Laminating - per sheet	\$ 3.00	\$ 3.00
Makerspace 3D Printing - per gram	\$ 0.25	\$ 0.25
Replacement Library Card - each	\$ 1.00	\$ 1.00
Flash Drive - each	\$ 6.00	\$ 2.00
Stylus - each	\$ 1.00	\$ 1.00
Genealogy Research (Obituary Lookup) - half hour (includes 5 copies & mailing)	\$ 5.00	\$ 5.00
Lost Materials - per item (Replacement value of item)	Minimum \$5	Minimum \$5

Planning Dept (491): Fee Type	Current Rate	Proposed Rate
GIS Data	Variable	Variable
Special Use Permit	\$ 200.00	\$ 300.00
Interpretation of Map/Ordinance (Appeals)	\$ 200.00	\$ 300.00
Variance	\$ 200.00	\$ 300.00
Vested Rights	\$ 200.00	\$ 300.00
Zoning Amendments - Map and Text	\$ 200.00	\$ 300.00
Zoning Permits	\$ 60.00	\$ 60.00
Board of Adjustment	\$ 200.00	\$ 200.00
Right of Way Abandonment	\$ 200.00	\$ 200.00
Road Name Petitions	\$ 200.00	\$ 200.00
Road Signs	\$ 150.00	\$ 150.00
Code Violations (\$50 for 1st citation and up to \$500 for 3rd citation)	\$ 50-500.00	\$ 50-500.00
Historic Preservation Landmark Designation Residential	\$ 100.00	\$ 100.00
Historic Preservation Landmark Designation Commerical	\$ 200.00	\$ 200.00
Major Subdivision Review	\$ -	\$100 + \$10 per lot

County General Departments		
Register of Deeds (419): Fee Type	Current Rate	Proposed Rate
Recording Real Estate Instruments (set per NC G.S. 161-10)		
Instruments except Deeds of Trusts and Mortgages 1-15 pages	\$ 26.00	\$ 26.00
16+ pages (each additional page)	\$ 4.00	\$ 4.00
Deeds of Trust and Morgages 1-35 pages	\$ 64.00	\$ 64.00
35+ pages (each additional page)	\$ 4.00	\$ 4.00
Plats (Each Sheet)	\$ 21.00	\$ 21.00
Non-Standard Document (in addition to recording fee)	\$ 25.00	\$ 25.00
Multiple Instrument as one, each	\$ 10.00	\$ 10.00
Add'l assignment instrument index reference, each	\$ 10.00	\$ 10.00
Addition party to index in excess of 20 names. Per name	\$ 2.00	\$ 2.00
Satisfaction/Cancellation	No Fee	No Fee
Highway Right of Way Plans (1st Page)	\$ 21.00	\$ 21.00
Highway Right of Way Plans (Additional Pages)	\$ 5.00	\$ 5.00
Uniform Commercial Code (UCC) Fixture Filings Only		
UCC - 1-2 pages	\$ 38.00	\$ 38.00
UCC - 3-10 pages	\$ 45.00	\$ 45.00
UCC - 10+ pages (45+2-each additional page)	\$ 2.00	\$ 2.00
Response to written request for information	\$ 38.00	\$ 38.00
Copy of statement (ea. Page)	\$ 2.00	\$ 2.00
Marriage License		
Marriage License	\$ 60.00	\$ 60.00
Delayed Marriage Certificate with 1 Certified Copy	\$ 20.00	\$ 20.00
Application or License Correction with 1 Certified Copy	\$ 10.00	\$ 10.00
Certified Copy	\$ 10.00	\$ 10.00
Other Records		
Birth Certificate Certified Copy	\$ 10.00	\$ 10.00
Delayed Birth Applications with 1 Certified Copy (same county)	\$ 20.00	\$ 20.00
Papers for a Birth Certificate in another county one year or more after birth	\$ 10.00	\$ 10.00
Birth Certificate for papers from another county one year or more after birth	\$ 10.00	\$ 10.00
Death Certificate Certified Copy	\$ 10.00	\$ 10.00
Birth Record Amendment ** (\$15.00 NCVR +\$10 County)	\$ 25.00	\$ 25.00
Death Record Amendment ** (\$15.00 NCVR +\$10 County)	\$ 25.00	\$ 25.00
Legitimations ** (\$15.00 NCVR +\$10 County)	\$ 25.00	\$ 25.00
**Expedite (*Payable to NC Vital Records)	\$ 15.00	\$ 15.00
Certified Copies unless Statute otherwise provides		
Certified Copy -Land Record)1st Page	\$ 5.00	\$ 5.00
Additional Page (per page)	\$ 2.00	\$ 2.00
Uncertified Copies (Vitals / Deeds)	\$ 0.25	\$ 0.25
Uncertified Copies on letterhead (official use)	\$ 0.50	\$ 0.50
Certified Copy (Plats)	\$ 5.00	\$ 5.00
Uncertified Plat Copies	\$ 3.50	\$ 3.50
Other Services		
Notary Public Oath	\$ 10.00	\$ 10.00
Notary Service per signature per document	\$ 5.00	\$ 10.00
Comparing a copy for certification	\$ 5.00	\$ 5.00
State Vital Records Automated Search & 1 Certified Copy (Out of County)	\$ 24.00	\$ 24.00
Additional certified copy of VRAS	\$ 15.00	\$ 15.00

County General Departments		
Register of Deeds (419): Fee Type continued	Current Rate	Proposed Rate
Miscellaneous		
Faxing / Emailing/mail per document (1st 15 pgs. Then .25 each additional)	\$ 3.00	\$ 3.00
Postage/Envelope Fees for requests w/o self addressed stamped envelope *subject to change with postage rate changes	\$ 2.50	\$ 2.50
GCN Express Ship Fee *subject to change with postage rate changes	\$ 28.00	\$ 28.00
DVD for land records per month for bulk land record request *subject to change with postage rate changes	\$ 35.00	\$ 40.00
Verification of Notary Commission	\$ 5.00	\$ 5.00
Thank A Vet ID Card	No Fee	No Fee
Duplicate Notary Certificate	\$ 5.00	\$ 5.00
Duplicate Marriage License Application	\$ 10.00	\$ 10.00
Passports - Fees		
Fee Application (ROD)	\$ 35.00	\$ 35.00
Passport Photo (ROD)	\$ 10.00	\$ 15.00
Priority Express Shipping (ROD) *subject to change with postage rate changes	\$ 24.90	\$ 24.90
Passports - U.S. Dept of State Fees		
Adult Passport Book (US Dept State) 16+years	\$ 130.00	\$ 130.00
Adult Passport Card (US Dept State) 16+years	\$ 30.00	\$ 30.00
Adult Passport Book & Card (US Dept State) 16+years	\$ 160.00	\$ 160.00
Minor Passport Book (US Dept State) Under 16years	\$ 100.00	\$ 100.00
Minor Passport Card (US Dept State) Under 16years	\$ 15.00	\$ 15.00
Minor Passport Book & Card (US Dept State) Under 16years	\$ 115.00	\$ 115.00
Expedite Fee (US Dept State)	\$ 60.00	\$ 60.00
Overnight Delivery (US Dept State)	\$ 19.53	\$ 19.53
File Search Fee (US Dept State)	\$ 150.00	\$ 150.00
Sheriff's Office (441): Fee Type		
Incident Report Copies	\$ 2.00	\$ 2.00
Civil Process Fee	\$ 30.00	\$ 30.00
Fingerprint Fee	\$ 15.00	\$ 15.00
Executions	\$ 30.00	\$ 30.00
CONCEALED CARRY PERMITS		
Regular Carry Permit	\$ 90.00	\$ 90.00
Law Enforcement Permit	\$ 45.00	\$ 45.00
Regular Carry Permit Renewal	\$ 75.00	\$ 75.00
Law Enforcement Permit Renewal	\$ 40.00	\$ 40.00
Duplicate Carry Permit Fee	\$ 15.00	\$ 15.00
STORAGE - DOMESTIC VIOLENCE		
Domestic Violence Storage Fee	\$ 1.00	\$ 1.00
Domestic Violence Storage Admin Fee	\$ 25.00	\$ 25.00
Soil & Water (498): Fee Type		
Rent No-Till Drill (rental is per acre)	\$10.00	\$ 10.00
Rent Pasture Sprayer (per 3 day rental period)	\$50.00	\$ 50.00
Tax Dept (415): Fee Type		
NSF (G.S. 105-357)	\$25 or 10% whichever is greater	\$25 or 10% whichever is greater
Garnishment (G.S. 105-368)	\$ 30.00	\$ 30.00
Beer & Wine License (on premises) (G.S. 105-113.78)	\$ 50.00	\$ 50.00
Beer & Wine License (off premises) (G.S. 105-113.78)	\$ 30.00	\$ 30.00
Advertising (Delinquent) (G.S. 105-369 & BOC) each	\$ 2.00	\$ 2.00

Fire Marshal's Office Fire Code Permits

(All Permits require renewal and inspections based upon inspection schedule in NC Fire Code, multiple permits may be required for business that meet more than one permit requirement)

Code Number	Description	Current Fee	Proposed Fee
105.6.1	Aerosol Products	\$ 60.00	\$ 60.00
105.6.2	Amusement Building	\$ 50.00	\$ 50.00
105.6.3	Aviation Facilities	\$ 20.00	\$ 20.00
105.6.4	Carnivals and Fairs	\$ 50.00	\$ 50.00
105.6.5	Battery Systems	\$ 50.00	\$ 50.00
105.6.7	Combustible dust producing operation	\$ 40.00	\$ 40.00
105.6.8	Combustible fibers > 100 cu ft.	\$ 30.00	\$ 30.00
105.6.9	Compressed Gases	\$ 80.00	\$ 80.00
105.6.10	Covered Mall Buildings	\$ 40.00	\$ 40.00
105.6.11	Cryogenic Fluids	\$ 80.00	\$ 80.00
105.6.12	Cutting and Welding	\$ 60.00	\$ 60.00
105.6.13	Dry Cleaning	\$ 50.00	\$ 50.00
105.6.14	Exhibits and Trade Shows	\$ 50.00	\$ 50.00
105.6.15	Explosives	\$ 120.00	\$ 120.00
105.6.17	Flammable and Combustible Liquids	\$ 80.00	\$ 80.00
105.6.20	Fumigation and Thermal Insecticidal fog.	\$ 40.00	\$ 40.00
105.6.21	Hazardous Materials	\$ 120.00	\$ 120.00
105.6.23	High Piled Storage	\$ 40.00	\$ 40.00
105.6.25	Industrial Ovens	\$ 40.00	\$ 40.00
105.6.26	Lumber Yards and Woodworking Plants	\$ 70.00	\$ 70.00
105.6.27	Liquid or Gas Fueled Vehicles in Assembly Bldg	\$ 40.00	\$ 40.00
105.6.30	Misc Combustible Storage	\$ 50.00	\$ 50.00
105.6.33	Organic Coating	\$ 40.00	\$ 40.00
105.6.34	Places of Assembly	\$ 40.00	\$ 40.00
105.6.35	Private Fire Hydrant	\$ 50.00	\$ 50.00
105.6.36	Pyrotechnic Special Effects (FIREWORKS)	\$ 80.00	\$ 80.00
105.6.39	Repair Garages and Service Stations	\$ 60.00	\$ 60.00
105.6.41	Spraying or Dipping	\$ 80.00	\$ 80.00
105.6.42	Scrap Tire Storage and By-products	\$ 50.00	\$ 50.00
105.6.43	Tents and Canopies	\$ 40.00	\$ 40.00
105.6.45	Waste Handling and junkyards	\$ 60.00	\$ 60.00
105.6.46	Wood Products	\$ 70.00	\$ 70.00

Fire Marshal's Office Fire Code Permits

The following permits are for new installations or next construction or replacement of existing system

Code Number	Description	Current Fee	Proposed Fee
105.7.1	Automatic Extinguishing Systems	\$ 30.00	\$ 30.00
105.7.2	Compressed Gases	\$ 30.00	\$ 30.00
105.7.3	Fire Alarm and Detection Systems and Related Equipment	\$ 30.00	\$ 30.00
105.7.4	Fire Pumps and Related Equipment	\$ 30.00	\$ 30.00
105.7.5	Flammable and Combustible Liquids (storage tank removal and installation)	\$ 100.00	\$ 100.00
105.7.6	Hazardous Materials (removal or repair of systems or tanks)	\$ 60.00	\$ 60.00
105.7.7	Industrial Ovens	\$ 30.00	\$ 30.00
105.7.9	Private Fire Hydrants (NOT DRY HYDRANTS)	\$ 50.00	\$ 50.00
105.7.10	Spraying and Dipping	\$ 40.00	\$ 40.00
105.7.11	Standpipe System	\$ 30.00	\$ 30.00
105.7.12	Temporary Membrane Structures (tents/canopies)	\$ 40.00	\$ 40.00

Inspection Fee for non permit required buildings

Up to 3,000 Sq Ft	\$ 20.00	\$ 20.00
3,000-10,000 Sq Ft	\$ 30.00	\$ 30.00

Abestos Inspection - plus actual sample and shippings costs	\$ 100.00	\$ 100.00
---	-----------	-----------

No fee required for permit for yard debris, burning or natural vegetation, farm, land, clearnir land or any burning covered by North Carolina Forestry Service Permits.

No fee required burning used for training purposes by Fire Department Personnel.

Present mandated state inspections and current inspections being performed on the follow required no permit or fees.

- Day Cares
- Group Homes
- Schools (Bi Annual)
- Foster Homes/Adoptive
- Willie "M" Homes
- Nursing Homes, for aged, etc.
- SARA/title industry inspections
(does not exclude industry for permits required)

LeGrand Center (55.480)

Rooms	Space Level	Current 4 Hour	Proposed 4 Hour	Current 6 Hr	Proposed 6 Hr
Conference Room (each)	1	\$ 100.00	\$ 100.00	\$ 150.00	\$ 150.00
Ball Room Pavilion, Lobby, Executive Board Roo	1	\$ 130.00	\$ 130.00	\$ 190.00	\$ 190.00
Exhibit Hall, Atrium	2	\$ 430.00	\$ 430.00	\$ 630.00	\$ 630.00
Center Ball Room	2	\$ 490.00	\$ 490.00	\$ 720.00	\$ 720.00
Grand Ballroom	3	\$ 1,160.00	\$ 1,160.00	\$ 1,700.00	\$ 1,700.00
Entire Convention Center	3	N/A	N/A	N/A	N/A

	Space Level	Current 8 Hour	Proposed 8 Hour	Current 12 Hour	Proposed 12 Hour
Conference Room (each)	1	\$ 190.00	\$ 190.00	\$ 220.00	\$ 220.00
Ball Room Pavilion, Lobby, Executive Board Roo	1	\$ 250.00	\$ 250.00	\$ 310.00	\$ 310.00
Exhibit Hall, Atrium	2	\$ 820.00	\$ 820.00	\$ 1,140.00	\$ 1,140.00
Center Ball Room	2	\$ 940.00	\$ 940.00	\$ 1,170.00	\$ 1,170.00
Grand Ballroom	3	\$ 2,230.00	\$ 2,230.00	\$ 3,070.00	\$ 3,070.00
Entire Convention Center	3	\$ 3,900.00	\$ 3,900.00	\$ 4,830.00	\$ 4,830.00

Level 1 spaces 15% rate increase
 Level 2 spaces 10% rate increase
 Level 3 spaces 5% rate increase

- *Donors receive a 30% discount on Level 1 and Level 2 spaces
- *Donors receive a 60% discount on Level 3 spaces
- *LeGrand Management can discount for multi-day events at discession

Foothills Public Shooting Complex (470)		
	Current Rate	Proposed Rate
General Admission		
18 years and up	\$ 12.00	\$ 12.00
17 years and down	\$ 7.00	\$ 7.00
Skeet/Trap 5-Stand Only	\$ 3.00	\$ 3.00
Archery (per round)	\$ 15.00	\$ 15.00
Archery (per round) 17 years and under	\$ 10.00	\$ 10.00
Archery (practice range only)	\$ 12.00	\$ 12.00
Archery (practice range only) 17 years and under	\$ 7.00	\$ 7.00
Spectators	\$ -	\$ -
Discounted Rates on Tuesday, Wednesday, Thursday, and Friday		
Seniors (65 and over)	\$ 6.00	\$ 6.00
Veterans	\$ 6.00	\$ 6.00
Disabled	\$ 6.00	\$ 6.00
Law Enforcement	\$ 6.00	\$ 6.00
NC Wildlife	\$ 6.00	\$ 6.00
Cleveland County Employees	\$ 6.00	\$ 6.00
Cops & Kids - Free Admission	\$ -	\$ -
Young Life - Free Admission	\$ -	\$ -
Additional Charges		
Paper Target	\$ 1.00	\$ 1.00
Target Stand	\$ 2.00	\$ 2.00
Splatter Targets - Small	\$ 1.50	\$ 1.50
Splatter Targets - Large	\$ 2.00	\$ 2.00
Shot Gun Target	\$ 2.00	\$ 2.00
Round of Skeet/Trap	\$ 6.00	\$ 6.00
5-Stand	\$ 8.00	\$ 8.00
Shotgun Rentals (Per Round)	\$ 5.00	\$ 5.00
3D Archery - Add.Round	\$ 15.00	\$ 15.00
Steel Target Use	\$ 10.00	\$ 10.00
Individual Range Rental (per hour)	\$ 25.00	\$ 25.00
Individual Range Rental (1/2 day)	\$ 125.00	\$ 125.00
Individual Range Rental (full day)	\$ 250.00	\$ 250.00
Pavilion	\$ 25.00	\$ 25.00
Concession*	10% of sales	
*Or Contracted price @ discretion of Range Director		
Indoor/Outdoor Training Facilities (per hour)	\$ 25.00	\$ 25.00

Foothills Public Shooting Complex (470)		
	Current Rate	Proposed Rate
Range Safety Officers (per hours - normal work hours) *or wage cost per hours for Level 1, Level 2, CRO @ discretion of Range Director	\$ 30.00	\$ 30.00
Training Center (per day)	\$ 125.00	\$ 125.00

RETAIL ITEMS
All items sold in range storefront are subject to change based on current market conditions This includes but not limited to: ammo, clothing, drinks, snacks.

EVENT FEES
*Event pricing based on the event and current market conditions.

Environmental Health (12.541)		
Fee Type	Current Rate	Proposed Rate
Onsite Wastewater Fees		
Improvement Permit & Construction Authorization: Gravity and 480 (GPD) or less	\$ 450.00	\$ 450.00
(a2) Improvement Permit and Construction Authorization	\$ 180.00	\$ 180.00
Additional pump and large system fee: Pump systems or systems >480 GPD but < 1500 GPD.	\$ 175.00	\$ 175.00
Additional pump and large system fee: Pumps and/or systems > 1500 GPD but < 3000 GPD.	\$ 250.00	\$ 250.00
Additional type IV, V, VI system fee: LPP distribution, pretreatment, or Systems > 3,000 GPD	\$ 300.00	\$ 300.00
Engineered Option Permit	\$ 35.00	\$ 35.00
Authorized Onsite Wastewater Evaluator (AOWE)	\$ 35.00	\$ 35.00
Change of Permit	\$ 175.00	\$ 175.00
Existing System Inspection	\$ 175.00	\$ 175.00
Expansion (Upgrade)	\$ 175.00	\$ 175.00
Repair **Charge applied when permit is issued**	\$ 75.00	\$ 75.00
Private Water Supplies Fees		
Water Sample (Bacteriological)	\$ 50.00	\$ 50.00
Water Sample (Inorganic Chemical and Nitrate)	\$ 90.00	\$ 90.00
Water Sample (Organic Chemical petroleum, pesticide, & VOA)	\$ 100.00	\$ 100.00
Well Construction Permit (Includes required water samples)	\$ 500.00	\$ 500.00
Well Change of Permit	\$ 175.00	\$ 175.00
Well Repair/Upgrade Permit	\$ 175.00	\$ 175.00
Well Adandonment Permit	\$ 100.00	\$ 100.00
Swimming Pools, Tattoos, Food, Lodging Fees		
Swimming Pool (Seasonal operation)	\$ 150.00	\$ 150.00
Swimming Pool (Year round operation)	\$ 200.00	\$ 200.00
Swimming Pool Plan Review	\$ 250.00	\$ 250.00
Tattoo Artist	\$ 225.00	\$ 225.00
Food & Lodging Plan Review	\$ 250.00	\$ 250.00
Temporary Food Establishment	\$ 75.00	\$ 75.00
Limited Food Service Establishment	\$ 75.00	\$ 75.00
Mobile Food Unit Plan Review **NEW**	\$ 150.00	\$ 150.00
Pushcart Plan Review **NEW**	\$ 100.00	\$ 100.00
Administrative Fees		
Refunds - 10% of the application fee or \$45; whichever is less	\$ 45.00	\$ 45.00
Copies - Free of Charge		

*****NOTE: The appropriate licensing or certification authorities will be notified of all violations or infractions of State rules and regulations made by on-site wastewater installers or well constructio**

Public Health Department

Master Fee Schedule - Dental Clinic (12.544)

(Fees subject to change - based on Medicaid Rates)

Code	Description	Charge Amount
D0120	Periodic oral evaluation	\$ 40.00
D0140	Limited oral evaluation	\$ 57.00
D0145	Oral evaluation < 3 yrs of age	\$ 55.00
D0150	Comprehesnive oral evaluation	\$ 69.00
D0160	Detail/extensive oral eva, B/R	\$ 105.00
D0170	Limited re-evaluation	\$ 44.00
D0210	Intraoral-complete series (bw)	\$ 111.00
D0220	Intraoral-periapical 1st film	\$ 23.00
D0230	Intraoral-periapical each add'l	\$ 19.00
D0240	Intraoral-occlusal film	\$ 25.00
D0270	Bitewing-single film	\$ 17.00
D0272	Bitewings-two films	\$ 28.00
D0273	Bitewings-three films	\$ 39.00
D0274	Bitewings-four films	\$ 49.00
D0330	Panoramic film	\$ 91.00
D0473	Access of tiss,gr&mic exam,rpt	\$ 75.00
D1110	Prophylaxis-adult	\$ 59.00
D1120	Prophylaxis-child	\$ 42.00
D1206	Topical fluorid varnish	\$ 24.00
D1351	Sealant-per tooth	\$ 44.00
D1510	Space maint-fixed-unilateral	\$ 294.00
D2140	Amalgam-1 surf prim/perm	\$ 109.00
D2150	Amalgam-2 surf prim/perm	\$ 139.00
D2160	Amalgam-3 surf prim/perm	\$ 160.00
D2161	Amalgam-4+ surf prim/perm	\$ 177.00
D2330	Resin-one surface, anterior	\$ 101.00
D2331	Resin-two surfaces, anterior	\$ 125.00
D2332	Resin-three surfaces, anterior	\$ 148.00
D2335	Resin-4+ w/incis angle-anterior	\$ 188.00
D2391	Resin composite-1s, posterior	\$ 117.00
D2392	Resin composite-2s, posterior	\$ 155.00
D2393	Resin composite-3s, posterior	\$ 189.00
D2394	Resin composite-4+s, posterior	\$ 229.00
D2930	Prefab stain steel crn-primary	\$ 222.00
D2931	Prefab stain steel crown-perm	\$ 239.00
D2940	Sedative filling	\$ 61.00
D2950	Core buildup, include any pins	\$ 151.00
D3220	Therapeutic pulpotomy-pulp remv	\$ 125.00

Public Health Department

Master Fee Schedule - Dental Clinic (12.544)

(Fees subject to change - based on Medicaid Rates)

Code	Description	Charge Amount
D3230	Pulpal therapy-anterior,primary	\$ 221.00
D3240	Pulpal therapy-posterior, prim	\$ 294.00
D3310	Root canal therapy-anterior	\$ 437.00
D3320	Root canal therapy-biscuspid	\$ 516.00
D3330	Root canal therapy-molar	\$ 631.00
D4341	Perio scale & root pln-4+per quad	\$ 155.00
D4342	Perio scale & root pin-1-3th, quad	\$ 90.00
D4346	Scale, gingival inflam-full mouth	\$ 59.00
D4355	Full mouth debridemnt, eval/diag	\$ 104.00
D7111	Extraction crnl remnts-decid th	\$ 79.00
D7210	Extraction-surgical/erupt tooth	\$ 168.00
D7220	Extraction-impacted/soft tis	\$ 191.00
D7230	Extraction-impacted/part bony	\$ 256.00
D7250	Surgic removl resid tooth root	\$ 183.00
D7270	Reimplantation/stabilization	\$ 326.00
D7285	Biopsy of oral tissue-hard	\$ 210.00
D7310	Alveoloplasty w/ext 4+, quda	\$ 159.00
D7510	Incis&drain abscess-intra soft	\$ 171.00
D7530	Remove foreign body from tissue	\$ 195.00
D7971	Excision-pericoronol ging/arch	\$ 235.00
D9110	Emerg treatment,palliative	\$ 66.00
D9230	Analgesia-inhal of nitrous oxid	\$ 66.00
D9440	Office visit-after regular hrs	\$ 90.00
D9610	Therap parenteral drug 1 dose	\$ 54.00

Health Department

Master Fee Schedule - Clinics (Fund 12)

(Fees subject to change - based on Medicaid Rates)

Serial Number	CPTCode	CPTTitle	MOD1	MOD2	Units	ChargeAmount	Allowed Charge Amount
1	99384	1st preventive medicine new patient age 12-17 yr	EP	25	1	\$ 115.00	\$ 115.00
2	99384	1st preventive medicine new patient age 12-17 yr			1	\$ 211.00	\$ 211.00
3	99384	1st preventive medicine new patient age 12-17 yr	FP	25	1	\$ 211.00	\$ 211.00
4	99385	1st preventive medicine new patient age 18-39yrs	FP	25	1	\$ 210.00	\$ 210.00
5	99385	1st preventive medicine new patient age 18-39yrs	EP	25	1	\$ 115.00	\$ 115.00
6	99385	1st preventive medicine new patient age 18-39yrs			1	\$ 210.00	\$ 210.00
7	99386	1st preventive medicine new patient age 40-64yrs			1	\$ 250.00	\$ 250.00
8	99387	1st preventive medicine new patient age 65yrs->			1	\$ 270.00	\$ 270.00
9	84702	24 hour urine human chorionic gonadotropin (HCG) measurement			1	\$ 32.00	\$ 32.00
10	82951	3 hour glucose tolerance test			1	\$ 20.00	\$ 20.00
12	90651	9vHPV vaccine 3 dose schedule for IM use			1	\$ 281.00	\$ 281.00
13	86900	A blood group typing			1	\$ 4.00	\$ 4.00
14	76805	Abdominal ultrasound of pregnant uterus (greater or equal to 14 weeks 0 days) single or first fetus			1	\$ 147.00	\$ 147.00
15	76802	Abdominal ultrasound of pregnant uterus (less than 14 weeks 0 days)			1	\$ 75.00	\$ 75.00
16	76801	Abdominal ultrasound of pregnant uterus (less than 14 weeks 0 days) single or first fetus			1	\$ 132.00	\$ 132.00
17	87149	Acid fast bacillus (AFB) organism identification by DNA probe			1	\$ 8.00	\$ 8.00
18	92567	Acoustic impedance test			1	\$ 25.00	\$ 25.00
19	0031A	Administration COVID-19 vaccine, vector-nr, rS-Ad26, PF, 0.5 mL first dose			1	\$ 65.00	\$ 65.00
20	0031A	Administration COVID-19 vaccine, vector-nr, rS-Ad26, PF, 0.5 mL first dose	EP		1	\$ 65.00	\$ 65.00
22	94664	Administration of albuterol via nebulizer			1	\$ 34.00	\$ 34.00
23	96161	Administration of caregiver-focused health risk assessment instrument (eg, depression inventory) for the benefit of the patient, with scoring and documentation, per standardized	EP		1	\$ 10.00	\$ 10.00
24	96161	Administration of caregiver-focused health risk assessment instrument (eg, depression inventory) for the benefit of the patient, with scoring and documentation, per standardized			1	\$ 10.00	\$ 10.00
25	90715	Administration of combined diphtheria, tetanus, and pertussis vaccine			1	\$ 54.00	\$ 54.00
29	90696	Administration of diphtheria, tetanus, acellular pertussis, and inactivated polio vaccine			1	\$ 64.00	\$ 64.00
30	90700	Administration of diphtheria, tetanus, and acellular pertussis vaccine			1	\$ 36.00	\$ 36.00
34	90632	Administration of hepatitis A virus vaccine in adult			1	\$ 91.00	\$ 91.00
35	G0010	Administration of hepatitis b vaccine			1	\$ 30.00	\$ 30.00
37	G0008	Administration of influenza virus vaccine			1	\$ 30.00	\$ 30.00
38	94640	Administration of nebulizer treatment			1	\$ 15.00	\$ 15.00
39	90473	Administration of oral vaccine	EP		1	\$ 30.00	\$ 30.00
40	96160	Administration of patient-focused health risk assessment instrument (eg, health hazard appraisal) with scoring and documentation, per standardized instrument	EP		1	\$ 10.00	\$ 10.00
41	96160	Administration of patient-focused health risk assessment instrument (eg, health hazard appraisal) with scoring and documentation, per standardized instrument			1	\$ 10.00	\$ 10.00
42	0074A	Administration of Pfizer-BioNTech Covid-19 Pediatric Vaccine	EP		1	\$ 65.00	\$ 65.00
43	0074A	Administration of Pfizer-BioNTech Covid-19 Pediatric Vaccine			1	\$ 65.00	\$ 65.00
45	G0009	Administration of pneumococcal vaccine			1	\$ 30.00	\$ 30.00
46	96381	Administration of respiratory syncytial virus, monoclonal antibody, seasonal dose by intramuscular injection			1	\$ 30.00	\$ 30.00
47	96381	Administration of respiratory syncytial virus, monoclonal antibody, seasonal dose by intramuscular injection	EP		1	\$ 30.00	\$ 30.00
48	96380	Administration of respiratory syncytial virus, monoclonal antibody, seasonal dose by intramuscular injection, with counseling by physician or other qualified health care	EP		1	\$ 30.00	\$ 30.00
49	96380	Administration of respiratory syncytial virus, monoclonal antibody, seasonal dose by intramuscular injection, with counseling by physician or other qualified health care			1	\$ 30.00	\$ 30.00
50	90680	Administration of rotavirus vaccine on 3 dose schedule			1	\$ 106.00	\$ 106.00
53	90714	Administration of tetanus and diphtheria toxoids (Td)			1	\$ 40.00	\$ 40.00
54	87070	Aerobic bacterial culture of synovial fluid			1	\$ 15.00	\$ 15.00
56	99408	Alcohol and/or substance abuse screening and intervention, 15-30 minutes			1	\$ 38.00	\$ 38.00
57	99408	Alcohol and/or substance abuse screening and intervention, 15-30 minutes	EP		1	\$ 38.00	\$ 38.00
58	86695	Analysis for antibody to Herpes simplex virus, type 1			1	\$ 61.00	\$ 61.00
59	86696	Analysis for antibody to Herpes simplex virus, type 2			1	\$ 61.00	\$ 61.00
60	99394	Annual examination of established patient 12 to 17 years of age	EP	25	1	\$ 115.00	\$ 115.00
61	99394	Annual examination of established patient 12 to 17 years of age	EP		1	\$ 115.00	\$ 115.00
63	99394	Annual examination of established patient 12 to 17 years of age			1	\$ 185.00	\$ 185.00
64	99394	Annual examination of established patient 12 to 17 years of age			1	\$ 185.00	\$ 185.00
65	99394	Annual examination of established patient 12 to 17 years of age	FP	25	1	\$ 185.00	\$ 185.00
66	G0438	Annual Wellness Visit, Initial (AWV),			1	\$ 250.00	\$ 250.00
67	86901	Antenatal Rh antibody screening			1	\$ 4.00	\$ 4.00

Health Department

Master Fee Schedule - Clinics (Fund 12)
(Fees subject to change - based on Medicaid Rates)

Serial Number	CPTCode	CPTTitle	MOD1	MOD2	Units	ChargeAmount	Allowed Charge Amount
68	59425	Antepartum care only 4-6 visits			1	\$ 708.00	\$ 708.00
69	59426	Antepartum care only 7 or more visits			1	\$ 1,263.00	\$ 1,263.00
70	99188	Application of dental fluoride varnish			1	\$ 25.00	\$ 25.00
71	84520	Arterial blood urea nitrogen (BUN) measurement			1	\$ 4.00	\$ 4.00
72	92551	Audiology evaluation of both ears			1	\$ 12.50	\$ 12.50
74	85025	Automated complete blood count (CBC) with differential white blood cell (WBC) count			1	\$ 15.00	\$ 15.00
75	88142	Automated thin prep Papanicolaou smear with manual screening			1	\$ 28.00	\$ 28.00
76	81003	Automated urinalysis test			1	\$ 7.00	\$ 7.00
77	87077	Bacterial culture for aerobic isolates			1	\$ 12.00	\$ 12.00
78	87081	Bacterial culture screen			1	\$ 15.00	\$ 15.00
79	87088	Bacterial culture with isolation			1	\$ 12.00	\$ 12.00
80	87205	Bacterial Gram stain			1	\$ 10.00	\$ 10.00
81	87086	Bacterial urine culture			1	\$ 21.00	\$ 21.00
82	94010	Baseline pulmonary function test (PFT)			1	\$ 60.00	\$ 60.00
83	80048	Basic metabolic panel			1	\$ 5.00	\$ 5.00
84	84403	Bioavailable testosterone measurement in male			1	\$ 15.00	\$ 15.00
85	57500	Biopsy of cervix			1	\$ 130.00	\$ 130.00
86	58100	Biopsy of endometriosis			1	\$ 130.00	\$ 130.00
87	56605	Biopsy of vulva			1	\$ 100.00	\$ 100.00
88	S9442	Birth classes, non-physician provider, per session			1	\$ 15.00	\$ 15.00
89	82465	Blood cholesterol measurement			1	\$ 10.00	\$ 10.00
90	36415	Blood draw, venipuncture			1	\$ 10.00	\$ 10.00
91	82947	Blood glucose measurement at point of care as ordered			1	\$ 10.00	\$ 10.00
92	86850	Blood group antibody screening			1	\$ 3.00	\$ 3.00
94	83036	Blood hemoglobin A1c/total hemoglobin ratio	FP	QW	1	\$ 17.00	\$ 17.00
95	85018	Blood hemoglobin measurement			1	\$ 10.00	\$ 10.00
96	85018	Blood hemoglobin measurement		QW	1	\$ 10.00	\$ 10.00
97	85018	Blood hemoglobin measurement	FP	QW	1	\$ 10.00	\$ 10.00
98	86803	Blood hepatitis C virus (HCV) antibody assay			1	\$ 17.00	\$ 17.00
99	86735	Blood mumps virus antibody assay			1	\$ 14.00	\$ 14.00
100	83020	Blood protein electrophoresis			1	\$ 6.00	\$ 6.00
101	83986	Body fluid pH			1	\$ 10.00	\$ 10.00
102	94200	Breathing capacity test			1	\$ 31.00	\$ 31.00
103	96127	Brief behavioral health assessment with scoring and documentation using standardized	EP		1	\$ 6.00	\$ 6.00
104	96127	Brief behavioral health assessment with scoring and documentation using standardized			1	\$ 6.00	\$ 6.00
105	84439	Calculated free thyroxine (FT4) measurement			1	\$ 8.00	\$ 8.00
106	85027	CBC wo diff			1	\$ 12.00	\$ 12.00
107	86694	Cerebrospinal fluid herpes simplex virus (HSV) antibody assay			1	\$ 20.00	\$ 20.00
108	87621	Cervical human papilloma virus (HPV) 6+11+42+43+44 DNA detection by amplified probe			1	\$ 36.25	\$ 36.25
109	87624	Cervical human papillomavirus (HPV) 16+18+31+33+35+39+45+51+52+56+58+59+68 DNA detection by amplified probe technique			1	\$ 43.00	\$ 43.00
110	87591	Cervical mucus Neisseria gonorrhoeae DNA detection by amplified probe technique	90		1	\$ 21.00	\$ 21.00
111	88305	Cervical tissue to pathology	26		1	\$ 63.00	\$ 63.00
112	88305	Cervical tissue to pathology	TC		1	\$ 127.00	\$ 127.00
113	87210	Cervical wet prep			1	\$ 30.00	\$ 30.00
114	46900	Chemical destruction of lesion of anus			2	\$ 201.00	\$ 201.00
115	54050	Chemoablation, lesion, penis, simple			2	\$ 125.00	\$ 125.00
116	87491	Chlamydia RNA TMA	90		2	\$ 21.00	\$ 21.00
117	90625	Cholera vaccine live, adult dosage, 1 dose schedule, for oral use			1	\$ 268.00	\$ 268.00
118	80053	CMP (comprehensive metabolic panel)			1	\$ 6.00	\$ 6.00
119	85379	Coagulation function measurement			1	\$ 42.00	\$ 42.00
120	81025	Collection of urine specimen for urine pregnancy test			1	\$ 15.00	\$ 15.00
121	57454	Colposcopy cervix bx cervix & endocrv curettage			1	\$ 185.00	\$ 185.00
122	57456	Colposcopy of cervix with endocervical curettage			1	\$ 140.00	\$ 140.00
123	57452	Colposcopy of cervix without biopsy			1	\$ 150.00	\$ 150.00
124	57455	Colposcopy with biopsy of cervix			1	\$ 150.00	\$ 150.00
126	99215	Complex evaluation and management of established patient	FP	25	1	\$ 228.00	\$ 228.00
127	99215	Complex evaluation and management of established patient			1	\$ 228.00	\$ 228.00
128	99205	Complex new patient outpatient visit	FP	25	1	\$ 306.00	\$ 306.00
129	99205	Complex new patient outpatient visit	FP		1	\$ 306.00	\$ 306.00
130	99205	Complex new patient outpatient visit			1	\$ 306.00	\$ 306.00
131	99205	Complex new patient outpatient visit	25		1	\$ 306.00	\$ 306.00

Health Department

Master Fee Schedule - Clinics (Fund 12)

(Fees subject to change - based on Medicaid Rates)

Serial Number	CPTCode	CPTTitle	MOD1	MOD2	Units	ChargeAmount	Allowed Charge Amount
133	99215	Comprehensive evaluation of established patient	25		1	\$ 228.00	\$ 228.00
134	99215	Comprehensive evaluation of established patient	FP		1	\$ 228.00	\$ 228.00
135	92014	Comprehensive eye exam for established patient			1	\$ 20.00	\$ 20.00
136	92004	Comprehensive eye exam for new patient			1	\$ 20.00	\$ 20.00
137	58301	Contraception, device intrauterine, removal			1	\$ 120.00	\$ 120.00
138	S4993	Contraceptive pills for birth control			1	\$ 3.50	\$ 3.50
139	J7303	Contraceptive supply, hormone containing vaginal ring, each			1	\$ 20.00	\$ 20.00
140	82533	Cortisol (hormone) measurement			1	\$ 45.00	\$ 45.00
141	99406	Counseling about tobacco use for 1 to 3 minutes			1	\$ 15.00	\$ 15.00
142	82570	Creatinine level to test for kidney function or muscle injury			1	\$ 9.00	\$ 9.00
143	57505	Curettage, endocervical			1	\$ 115.00	\$ 115.00
144	82607	Cyanocobalamin (vitamin B-12) level			1	\$ 7.00	\$ 7.00
145	82627	Dehydroepiandrosterone (DHEA-S) hormone level			1	\$ 100.00	\$ 100.00
146	57511	Destruction of lesion of cervix by cryosurgery			1	\$ 175.00	\$ 175.00
147	54065	Destruction of multiple penile growths			1	\$ 211.00	\$ 211.00
148	17000	Destruction of skin growth			1	\$ 72.00	\$ 72.00
149	56501	Destruction, lesion, vulva, simple			1	\$ 145.00	\$ 145.00
150	87491	Detection test for chlamydia			1	\$ 40.00	\$ 40.00
151	87491	Detection test for chlamydia	FP		1	\$ 40.00	\$ 40.00
152	87389	Detection test for HIV-1 and HIV-2			1	\$ 18.00	\$ 18.00
153	87591	Detection test for Neisseria gonorrhoeae (gonorrhoeae bacteria)	FP		1	\$ 40.00	\$ 40.00
154	87591	Detection test for Neisseria gonorrhoeae (gonorrhoeae bacteria)			1	\$ 40.00	\$ 40.00
155	87807	Detection test for respiratory syncytial virus (RSV)			1	\$ 18.00	\$ 18.00
156	87661	Detection test for Trichomonas vaginalis (genital parasite)			1	\$ 38.00	\$ 38.00
157	87661	Detection test for Trichomonas vaginalis (genital parasite)	FP		1	\$ 38.00	\$ 38.00
158	57170	Diaphragm fitting			1	\$ 105.00	\$ 105.00
160	26010	Drainage of finger abscess			1	\$ 225.00	\$ 225.00
161	80301	Drug screen			1	\$ 35.00	\$ 35.00
163	90698	DTaP-HIB-IPV inactivated vaccine IM			1	\$ 114.00	\$ 114.00
164	69210	Ear wax removal			1	\$ 75.00	\$ 75.00
165	93000	ECG (electrocardiogram)			1	\$ 35.00	\$ 35.00
166	99407	Education about smoking cessation for greater than 10 minutes			1	\$ 29.00	\$ 29.00
167	80051	Electrolyte panel			1	\$ 5.00	\$ 5.00
168	99213	EPSDT office visit, expanded problem-focused, established patient	FP	25	1	\$ 98.00	\$ 98.00
170	99392	EPSDT preventive office visit, established patient 1-4 years old			1	\$ 115.00	\$ 115.00
171	99392	EPSDT preventive office visit, established patient 1-4 years old	EP		1	\$ 115.00	\$ 115.00
172	99395	EPSDT preventive office visit, established patient 18-39 years old	FP		1	\$ 180.00	\$ 180.00
173	99395	EPSDT preventive office visit, established patient 18-39 years old	25		1	\$ 180.00	\$ 180.00
174	99395	EPSDT preventive office visit, established patient 18-39 years old	EP	25	1	\$ 115.00	\$ 115.00
175	99395	EPSDT preventive office visit, established patient 18-39 years old	EP		1	\$ 115.00	\$ 115.00
176	99395	EPSDT preventive office visit, established patient 18-39 years old	FP	25	1	\$ 180.00	\$ 180.00
177	99395	EPSDT preventive office visit, established patient 18-39 years old			1	\$ 180.00	\$ 180.00
178	99393	EPSDT preventive office visit, established patient 5-11 years old	FP		1	\$ 183.00	\$ 183.00
179	99393	EPSDT preventive office visit, established patient 5-11 years old	EP		1	\$ 115.00	\$ 115.00
180	99393	EPSDT preventive office visit, established patient 5-11 years old			1	\$ 183.00	\$ 183.00
181	99384	EPSDT preventive office visit, new patient 12-17 years old			1	\$ 211.00	\$ 211.00
182	99384	EPSDT preventive office visit, new patient 12-17 years old	FP		1	\$ 211.00	\$ 211.00
183	99384	EPSDT preventive office visit, new patient 12-17 years old	EP		1	\$ 115.00	\$ 115.00
184	99382	EPSDT preventive office visit, new patient 1-4 years old			1	\$ 115.00	\$ 115.00
185	99382	EPSDT preventive office visit, new patient 1-4 years old	EP		1	\$ 115.00	\$ 115.00
186	99382	EPSDT preventive office visit, new patient 1-4 years old	25		1	\$ 115.00	\$ 115.00
187	99382	EPSDT preventive office visit, new patient 1-4 years old	EP	25	1	\$ 115.00	\$ 115.00
188	99383	EPSDT preventive office visit, new patient 5-11 years old	FP	25	1	\$ 195.00	\$ 195.00
189	99383	EPSDT preventive office visit, new patient 5-11 years old			1	\$ 195.00	\$ 195.00
190	99383	EPSDT preventive office visit, new patient 5-11 years old	FP		1	\$ 195.00	\$ 195.00
191	99383	EPSDT preventive office visit, new patient 5-11 years old	25		1	\$ 195.00	\$ 195.00
192	99383	EPSDT preventive office visit, new patient 5-11 years old	EP	25	1	\$ 115.00	\$ 115.00
193	99383	EPSDT preventive office visit, new patient 5-11 years old	EP		1	\$ 115.00	\$ 115.00
194	99381	EPSDT preventive office visit, new patient under 1 year old			1	\$ 115.00	\$ 115.00
195	99381	EPSDT preventive office visit, new patient under 1 year old	EP	25	1	\$ 115.00	\$ 115.00
196	99381	EPSDT preventive office visit, new patient under 1 year old	25		1	\$ 115.00	\$ 115.00
197	86663	Epstein-Barr (EB) virus, early antigen (EA) antibody			1	\$ 6.00	\$ 6.00

Health Department

Master Fee Schedule - Clinics (Fund 12)

(Fees subject to change - based on Medicaid Rates)

Serial Number	CPTCode	CPTTitle	MOD1	MOD2	Units	ChargeAmount	Allowed Charge Amount
198	99397	Established patient periodic preventive medicine examination, age 65 years and older	25		1	\$ 220.00	\$ 220.00
199	99214	Established: Detailed	FP	25	1	\$ 153.00	\$ 153.00
200	99212	Established: Problem Focused	FP	25	1	\$ 72.00	\$ 72.00
202	J7307	Etonogestrel (contraceptive) implant system, including implant and supplies	FP	UD	1	\$ 536.16	\$ 536.16
203	J7307	Etonogestrel (contraceptive) implant system, including implant and supplies			1	\$ 580.00	\$ 580.00
204	87185	Evaluation of antimicrobial drug (antibiotic, antifungal, antiviral)			1	\$ 16.00	\$ 16.00
205	99392	Examination of established patient 1 to 4 years of age	EP	25	1	\$ 115.00	\$ 115.00
206	99392	Examination of established patient 1 to 4 years of age	25		1	\$ 115.00	\$ 115.00
207	99213	Expanded, problem-focused office visit for established patient under Early Periodic Screening, Diagnosis, and Treatment (EPSDT) Program	FP		1	\$ 98.00	\$ 98.00
208	99213	Expanded, problem-focused office visit for established patient under Early Periodic Screening, Diagnosis, and Treatment (EPSDT) Program	25		1	\$ 98.00	\$ 98.00
209	99213	Expanded, problem-focused office visit for established patient under Early Periodic Screening, Diagnosis, and Treatment (EPSDT) Program			1	\$ 98.00	\$ 98.00
210	58300	Family planning, IUD (intrauterine device) insertion			1	\$ 105.00	\$ 105.00
211	89060	Fern test			1	\$ 15.00	\$ 15.00
212	82728	Ferritin			1	\$ 7.00	\$ 7.00
214	59025	Fetal non-stress test			1	\$ 65.00	\$ 65.00
215	82746	Folic acid level			1	\$ 7.00	\$ 7.00
216	83001	Follicle stimulating hormone (FSH) gonadotropin assay			1	\$ 9.00	\$ 9.00
217	76816	Follow-up obstetrical ultrasound with transvaginal view			1	\$ 113.00	\$ 113.00
218	69200	Foreign body removal, external auditory canal, without general anesthesia			1	\$ 130.00	\$ 130.00
220	80050	General health panel			1	\$ 19.00	\$ 19.00
222	82962	Glucose home device			1	\$ 5.00	\$ 5.00
223	82950	Glucose level post glucose dose			1	\$ 15.00	\$ 15.00
224	82977	Glutamyltransferase (liver enzyme) level			1	\$ 5.00	\$ 5.00
225	83002	Gonadotropin; luteinizing hormone (LH)			1	\$ 9.00	\$ 9.00
226	82952	GTT each additional specimen beyond 3 specimens			1	\$ 10.00	\$ 10.00
227	86677	H pylori ab			1	\$ 13.00	\$ 13.00
228	99000	Handling of lab specimen			1	\$ 5.00	\$ 5.00
229	83036	HbA1c			1	\$ 4.50	\$ 4.50
230	83718	HDL cholesterol level			1	\$ 3.00	\$ 3.00
231	83036	Hemoglobin A1c	QW		1	\$ 17.00	\$ 17.00
232	83021	Hemoglobin analysis and measurement			1	\$ 32.00	\$ 32.00
233	90648	Hemophilus influenza B vaccine prp-t 4 dose IM			1	\$ 26.00	\$ 26.00
234	80076	Hepatic function panel			1	\$ 5.00	\$ 5.00
235	90636	Hepatitis A & B vaccine HepA-HepB adult IM			1	\$ 132.00	\$ 132.00
237	90633	Hepatitis A vaccine pediatric 2 dose schedule IM			1	\$ 41.00	\$ 41.00
238	90744	Hepatitis B immuniz, peds/adolesc			1	\$ 41.00	\$ 41.00
239	86706	Hepatitis B surface antibody (HBsAb)			1	\$ 12.00	\$ 12.00
240	87340	Hepatitis B surface antigen detection			1	\$ 11.00	\$ 11.00
241	90746	Hepatitis b vaccine, adult dosage (3 dose schedule), for intramuscular use			1	\$ 75.00	\$ 75.00
242	86703	HIV test confidential			1	\$ 15.00	\$ 15.00
243	99502	Home follow-up assessment in newborn			1	\$ 75.00	\$ 75.00
244	99501	Home visit for postnatal assessment			1	\$ 75.00	\$ 75.00
245	87147	Identification of organisms by immunologic analysis			1	\$ 12.00	\$ 12.00
247	90473	Imadm intransl/oral 1 vaccine			1	\$ 30.00	\$ 30.00
248	90474	Imadm intransl/oral ea vaccine			1	\$ 30.00	\$ 30.00
249	90474	Imadm intransl/oral ea vaccine	EP		1	\$ 30.00	\$ 30.00
250	90471	Imadm prq id subq/im njxs 1 vaccine	EP		1	\$ 30.00	\$ 30.00
251	90472	Imadm prq id subq/im njxs ea vaccine	EP		1	\$ 30.00	\$ 30.00
252	90472	Imadm prq id subq/im njxs ea vaccine			1	\$ 30.00	\$ 30.00
253	88175	Image-guided liquid-based cytology			1	\$ 34.00	\$ 34.00
254	0111A	Immunization administration by intramuscular injection of severe acute respiratory syndrome coronavirus (SARS-Co-V-2) (coronavirus disease [COVID-19]) vaccine, mRNA-LNP, spike protein, preservative free, 25 mcg/0.25 mL dosage; first dose			1	\$ 65.00	\$ 65.00
255	0111A	Immunization administration by intramuscular injection of severe acute respiratory syndrome coronavirus (SARS-Co-V-2) (coronavirus disease [COVID-19]) vaccine, mRNA-LNP, spike protein, preservative free, 25 mcg/0.25 mL dosage; first dose	EP		1	\$ 65.00	\$ 65.00
256	0112A	Immunization administration by intramuscular injection of severe acute respiratory syndrome coronavirus (SARS-Co-V-2) (coronavirus disease [COVID-19]) vaccine, mRNA-LNP, spike protein, preservative free, 25 mcg/0.25 mL dosage; second dose			1	\$ 65.00	\$ 65.00

Health Department

Master Fee Schedule - Clinics (Fund 12)
(Fees subject to change - based on Medicaid Rates)

Serial Number	CPTCode	CPTTitle	MOD1	MOD2	Units	ChargeAmount	Allowed Charge Amount
257	0112A	Immunization administration by intramuscular injection of severe acute respiratory syndrome coronavirus (SARS-CoV-2) (coronavirus disease [COVID-19]) vaccine, mRNA-LNP, spike protein, preservative free, 25 mcg/0.25 mL dosage; second dose	EP		1	\$ 65.00	\$ 65.00
258	0034A	Immunization administration by intramuscular injection of severe acute respiratory syndrome coronavirus 2 (SARS-CoV-2) (coronavirus disease [COVID-19]) vaccine, DNA, spike protein, adenovirus type 26 (Ad26) vector, preservative free, 5×1010 viral particles/0.5 mL dosage; booster dose	EP		1	\$ 65.00	\$ 65.00
259	0034A	Immunization administration by intramuscular injection of severe acute respiratory syndrome coronavirus 2 (SARS-CoV-2) (coronavirus disease [COVID-19]) vaccine, DNA, spike protein, adenovirus type 26 (Ad26) vector, preservative free, 5×1010 viral particles/0.5 mL dosage; booster dose			1	\$ 65.00	\$ 65.00
260	0154A	Immunization administration by intramuscular injection of severe acute respiratory syndrome coronavirus 2 (SARS-CoV-2) (coronavirus disease [COVID-19]) vaccine, mRNA-LNP, bivalent spike protein, preservative free, 10 mcg/0.2 mL dosage, diluent reconstituted, tris-sucrose formulation, booster dose			1	\$ 65.00	\$ 65.00
261	0154A	Immunization administration by intramuscular injection of severe acute respiratory syndrome coronavirus 2 (SARS-CoV-2) (coronavirus disease [COVID-19]) vaccine, mRNA-LNP, bivalent spike protein, preservative free, 10 mcg/0.2 mL dosage, diluent reconstituted, tris-sucrose formulation, booster dose	EP		1	\$ 65.00	\$ 65.00
262	0151A	Immunization administration by intramuscular injection of severe acute respiratory syndrome coronavirus 2 (SARS-CoV-2) (coronavirus disease [COVID-19]) vaccine, mRNA-LNP, bivalent spike protein, preservative free, 10 mcg/0.2 mL dosage, diluent reconstituted, tris-sucrose formulation; single dose			1	\$ 65.00	\$ 65.00
263	0151A	Immunization administration by intramuscular injection of severe acute respiratory syndrome coronavirus 2 (SARS-CoV-2) (coronavirus disease [COVID-19]) vaccine, mRNA-LNP, bivalent spike protein, preservative free, 10 mcg/0.2 mL dosage, diluent reconstituted, tris-sucrose formulation; single dose	EP		1	\$ 65.00	\$ 65.00
264	0173A	Immunization administration by intramuscular injection of severe acute respiratory syndrome coronavirus 2 (SARS-CoV-2) (coronavirus disease [COVID-19]) vaccine, mRNA-LNP, bivalent spike protein, preservative free, 3 mcg/0.2 mL dosage, diluent reconstituted, tris-sucrose formulation, third dose	EP		1	\$ 65.00	\$ 65.00
265	0173A	Immunization administration by intramuscular injection of severe acute respiratory syndrome coronavirus 2 (SARS-CoV-2) (coronavirus disease [COVID-19]) vaccine, mRNA-LNP, bivalent spike protein, preservative free, 3 mcg/0.2 mL dosage, diluent reconstituted, tris-sucrose formulation, third dose			1	\$ 65.00	\$ 65.00
266	0171A	Immunization administration by intramuscular injection of severe acute respiratory syndrome coronavirus 2 (SARS-CoV-2) (coronavirus disease [COVID-19]) vaccine, mRNA-LNP, bivalent spike protein, preservative free, 3 mcg/0.2 mL dosage, diluent reconstituted, tris-sucrose formulation; first dose	EP		1	\$ 65.00	\$ 65.00
267	0171A	Immunization administration by intramuscular injection of severe acute respiratory syndrome coronavirus 2 (SARS-CoV-2) (coronavirus disease [COVID-19]) vaccine, mRNA-LNP, bivalent spike protein, preservative free, 3 mcg/0.2 mL dosage, diluent reconstituted, tris-sucrose formulation; first dose			1	\$ 65.00	\$ 65.00
268	0172A	Immunization administration by intramuscular injection of severe acute respiratory syndrome coronavirus 2 (SARS-CoV-2) (coronavirus disease [COVID-19]) vaccine, mRNA-LNP, bivalent spike protein, preservative free, 3 mcg/0.2 mL dosage, diluent reconstituted, tris-sucrose formulation; second dose			1	\$ 65.00	\$ 65.00
269	0172A	Immunization administration by intramuscular injection of severe acute respiratory syndrome coronavirus 2 (SARS-CoV-2) (coronavirus disease [COVID-19]) vaccine, mRNA-LNP, bivalent spike protein, preservative free, 3 mcg/0.2 mL dosage, diluent reconstituted, tris-sucrose formulation; second dose	EP		1	\$ 65.00	\$ 65.00
270	0124A	Immunization administration by intramuscular injection of severe acute respiratory syndrome coronavirus 2 (SARS-CoV-2) (coronavirus disease [COVID-19]) vaccine, mRNA-LNP, bivalent spike protein, preservative free, 30 mcg/0.3 mL dosage, tris-sucrose formulation,			1	\$ 65.00	\$ 65.00
271	0124A	Immunization administration by intramuscular injection of severe acute respiratory syndrome coronavirus 2 (SARS-CoV-2) (coronavirus disease [COVID-19]) vaccine, mRNA-LNP, bivalent spike protein, preservative free, 30 mcg/0.3 mL dosage, tris-sucrose formulation,	EP		1	\$ 65.00	\$ 65.00
272	0121A	Immunization administration by intramuscular injection of severe acute respiratory syndrome coronavirus 2 (SARS-CoV-2) (coronavirus disease [COVID-19]) vaccine, mRNA-LNP, bivalent spike protein, preservative free, 30 mcg/0.3 mL dosage, tris-sucrose formulation;			1	\$ 65.00	\$ 65.00
273	0121A	Immunization administration by intramuscular injection of severe acute respiratory syndrome coronavirus 2 (SARS-CoV-2) (coronavirus disease [COVID-19]) vaccine, mRNA-LNP, bivalent spike protein, preservative free, 30 mcg/0.3 mL dosage, tris-sucrose formulation;	EP		1	\$ 65.00	\$ 65.00
274	0164A	Immunization administration by intramuscular injection of severe acute respiratory syndrome coronavirus 2 (SARS-CoV-2) (coronavirus disease [COVID-19]) vaccine, mRNA-LNP, spike protein, bivalent, preservative free, 10 mcg/0.2 mL dosage, booster dose	EP		1	\$ 65.00	\$ 65.00

Health Department

Master Fee Schedule - Clinics (Fund 12)
(Fees subject to change - based on Medicaid Rates)

Serial Number	CPTCode	CPTTitle	MOD1	MOD2	Units	ChargeAmount	Allowed Charge Amount
275	0164A	Immunization administration by intramuscular injection of severe acute respiratory syndrome coronavirus 2 (SARS-CoV-2) (coronavirus disease [COVID-19]) vaccine, mRNA-LNP, spike protein, bivalent, preservative free, 10 mcg/0.2 mL dosage, booster dose			1	\$ 65.00	\$ 65.00
276	0141A	Immunization administration by intramuscular injection of severe acute respiratory syndrome coronavirus 2 (SARS-CoV-2) (coronavirus disease [COVID-19]) vaccine, mRNA-LNP, spike protein, bivalent, preservative free, 25 mcg/0.25 mL dosage; first dose	EP		1	\$ 65.00	\$ 65.00
277	0141A	Immunization administration by intramuscular injection of severe acute respiratory syndrome coronavirus 2 (SARS-CoV-2) (coronavirus disease [COVID-19]) vaccine, mRNA-LNP, spike protein, bivalent, preservative free, 25 mcg/0.25 mL dosage; first dose			1	\$ 65.00	\$ 65.00
278	0142A	Immunization administration by intramuscular injection of severe acute respiratory syndrome coronavirus 2 (SARS-CoV-2) (coronavirus disease [COVID-19]) vaccine, mRNA-LNP, spike protein, bivalent, preservative free, 25 mcg/0.25 mL dosage; second dose	EP		1	\$ 65.00	\$ 65.00
279	0142A	Immunization administration by intramuscular injection of severe acute respiratory syndrome coronavirus 2 (SARS-CoV-2) (coronavirus disease [COVID-19]) vaccine, mRNA-LNP, spike protein, bivalent, preservative free, 25 mcg/0.25 mL dosage; second dose			1	\$ 65.00	\$ 65.00
280	0134A	Immunization administration by intramuscular injection of severe acute respiratory syndrome coronavirus 2 (SARS-CoV-2) (coronavirus disease [COVID-19]) vaccine, mRNA-LNP, spike protein, bivalent, preservative free, 50 mcg/0.5 mL dosage, booster dose			1	\$ 65.00	\$ 65.00
281	0134A	Immunization administration by intramuscular injection of severe acute respiratory syndrome coronavirus 2 (SARS-CoV-2) (coronavirus disease [COVID-19]) vaccine, mRNA-LNP, spike protein, bivalent, preservative free, 50 mcg/0.5 mL dosage, booster dose	EP		1	\$ 65.00	\$ 65.00
282	0013A	Immunization administration by intramuscular injection of severe acute respiratory syndrome coronavirus 2 (SARS-CoV-2) (coronavirus disease [COVID-19]) vaccine, mRNA-LNP, spike protein, preservative free, 100 mcg/0.5 mL dosage; third dose			1	\$ 65.00	\$ 65.00
283	0013A	Immunization administration by intramuscular injection of severe acute respiratory syndrome coronavirus 2 (SARS-CoV-2) (coronavirus disease [COVID-19]) vaccine, mRNA-LNP, spike protein, preservative free, 100 mcg/0.5 mL dosage; third dose	EP		1	\$ 65.00	\$ 65.00
284	0011A	Immunization administration by intramuscular injection of Severe acute respiratory syndrome coronavirus 2 (SARS-CoV-2) (Coronavirus disease [COVID-19]) vaccine, mRNA-LNP, spike protein, preservative free, 100 mcg/0.5mL dosage; first dose	EP		1	\$ 65.00	\$ 65.00
285	0011A	Immunization administration by intramuscular injection of Severe acute respiratory syndrome coronavirus 2 (SARS-CoV-2) (Coronavirus disease [COVID-19]) vaccine, mRNA-LNP, spike protein, preservative free, 100 mcg/0.5mL dosage; first dose			1	\$ 65.00	\$ 65.00
286	0012A	Immunization administration by intramuscular injection of Severe acute respiratory syndrome coronavirus 2 (SARS-CoV-2) (Coronavirus disease [COVID-19]) vaccine, mRNA-LNP, spike protein, preservative free, 100 mcg/0.5mL dosage; second dose	EP		1	\$ 65.00	\$ 65.00
287	0012A	Immunization administration by intramuscular injection of Severe acute respiratory syndrome coronavirus 2 (SARS-CoV-2) (Coronavirus disease [COVID-19]) vaccine, mRNA-LNP, spike protein, preservative free, 100 mcg/0.5mL dosage; second dose			1	\$ 65.00	\$ 65.00
288	0081A	Immunization administration by intramuscular injection of severe acute respiratory syndrome coronavirus 2 (SARS-CoV-2) (coronavirus disease [COVID-19]) vaccine, mRNA-LNP, spike protein, preservative free, 3 mcg/0.2 mL dosage, diluent reconstituted, trissucrose formulation; first dose	EP		1	\$ 65.00	\$ 65.00
289	0081A	Immunization administration by intramuscular injection of severe acute respiratory syndrome coronavirus 2 (SARS-CoV-2) (coronavirus disease [COVID-19]) vaccine, mRNA-LNP, spike protein, preservative free, 3 mcg/0.2 mL dosage, diluent reconstituted, trissucrose formulation; first dose			1	\$ 65.00	\$ 65.00
290	0082A	Immunization administration by intramuscular injection of severe acute respiratory syndrome coronavirus 2 (SARS-CoV-2) (coronavirus disease [COVID-19]) vaccine, mRNA-LNP, spike protein, preservative free, 3 mcg/0.2 mL dosage, diluent reconstituted, trissucrose formulation; second dose			1	\$ 65.00	\$ 65.00
291	0082A	Immunization administration by intramuscular injection of severe acute respiratory syndrome coronavirus 2 (SARS-CoV-2) (coronavirus disease [COVID-19]) vaccine, mRNA-LNP, spike protein, preservative free, 3 mcg/0.2 mL dosage, diluent reconstituted, trissucrose formulation; second dose	EP		1	\$ 65.00	\$ 65.00
292	0004A	Immunization administration by intramuscular injection of severe acute respiratory syndrome coronavirus 2 (SARS-CoV-2) (coronavirus disease [COVID-19]) vaccine, mRNA-LNP, spike protein, preservative free, 30 mcg/0.3 mL dosage, diluent reconstituted; booster dose			1	\$ 65.00	\$ 65.00
293	0004A	Immunization administration by intramuscular injection of severe acute respiratory syndrome coronavirus 2 (SARS-CoV-2) (coronavirus disease [COVID-19]) vaccine, mRNA-LNP, spike protein, preservative free, 30 mcg/0.3 mL dosage, diluent reconstituted; booster dose	EP		1	\$ 65.00	\$ 65.00
294	0003A	Immunization administration by intramuscular injection of severe acute respiratory syndrome coronavirus 2 (SARS-CoV-2) (coronavirus disease [COVID-19]) vaccine, mRNA-LNP, spike protein, preservative free, 30 mcg/0.3 mL dosage, diluent reconstituted; third dose			1	\$ 65.00	\$ 65.00
295	0003A	Immunization administration by intramuscular injection of severe acute respiratory syndrome coronavirus 2 (SARS-CoV-2) (coronavirus disease [COVID-19]) vaccine, mRNA-LNP, spike protein, preservative free, 30 mcg/0.3 mL dosage, diluent reconstituted; third dose	EP		1	\$ 65.00	\$ 65.00

Health Department

Master Fee Schedule - Clinics (Fund 12)
(Fees subject to change - based on Medicaid Rates)

Serial Number	CPTCode	CPTTitle	MOD1	MOD2	Units	ChargeAmount	Allowed Charge Amount
296	0001A	Immunization administration by intramuscular injection of severe acute respiratory syndrome coronavirus 2 (SARS-CoV-2) (Coronavirus disease [COVID-19]) vaccine, mRNA-LNP, spike protein, preservative free, 30 mcg/0.3mL dosage, diluent reconstituted; first dose			1	\$ 65.00	\$ 65.00
297	0001A	Immunization administration by intramuscular injection of severe acute respiratory syndrome coronavirus 2 (SARS-CoV-2) (Coronavirus disease [COVID-19]) vaccine, mRNA-LNP, spike protein, preservative free, 30 mcg/0.3mL dosage, diluent reconstituted; first dose	EP		1	\$ 65.00	\$ 65.00
298	0002A	Immunization administration by intramuscular injection of severe acute respiratory syndrome coronavirus 2 (SARS-CoV-2) (Coronavirus disease [COVID-19]) vaccine, mRNA-LNP, spike protein, preservative free, 30 mcg/0.3mL dosage, diluent reconstituted; second dose	EP		1	\$ 65.00	\$ 65.00
299	0002A	Immunization administration by intramuscular injection of severe acute respiratory syndrome coronavirus 2 (SARS-CoV-2) (Coronavirus disease [COVID-19]) vaccine, mRNA-LNP, spike protein, preservative free, 30 mcg/0.3mL dosage, diluent reconstituted; second dose			1	\$ 65.00	\$ 65.00
300	0064A	Immunization administration by intramuscular injection of severe acute respiratory syndrome coronavirus 2 (SARS-CoV-2) (coronavirus disease [COVID-19]) vaccine, mRNA-LNP, spike protein, preservative free, 50 mcg/0.25 mL dosage, booster dose			1	\$ 65.00	\$ 65.00
301	0064A	Immunization administration by intramuscular injection of severe acute respiratory syndrome coronavirus 2 (SARS-CoV-2) (coronavirus disease [COVID-19]) vaccine, mRNA-LNP, spike protein, preservative free, 50 mcg/0.25 mL dosage, booster dose	EP		1	\$ 65.00	\$ 65.00
302	0091A	Immunization administration by intramuscular injection of severe acute respiratory syndrome coronavirus 2 (SARS-CoV-2) (coronavirus disease [COVID-19]) vaccine, mRNA-LNP, spike protein, preservative free, 50 mcg/0.5 mL dosage; 1st Dose			1	\$ 65.00	\$ 65.00
303	0091A	Immunization administration by intramuscular injection of severe acute respiratory syndrome coronavirus 2 (SARS-CoV-2) (coronavirus disease [COVID-19]) vaccine, mRNA-LNP, spike protein, preservative free, 50 mcg/0.5 mL dosage; 1st Dose	EP		1	\$ 65.00	\$ 65.00
304	0092A	Immunization administration by intramuscular injection of severe acute respiratory syndrome coronavirus 2 (SARS-CoV-2) (coronavirus disease [COVID-19]) vaccine, mRNA-LNP, spike protein, preservative free, 50 mcg/0.5 mL dosage; 2nd Dose	EP		1	\$ 65.00	\$ 65.00
305	0092A	Immunization administration by intramuscular injection of severe acute respiratory syndrome coronavirus 2 (SARS-CoV-2) (coronavirus disease [COVID-19]) vaccine, mRNA-LNP, spike protein, preservative free, 50 mcg/0.5 mL dosage; 2nd Dose			1	\$ 65.00	\$ 65.00
306	0093A	Immunization administration by intramuscular injection of severe acute respiratory syndrome coronavirus 2 (SARS-CoV-2) (coronavirus disease [COVID-19]) vaccine, mRNA-LNP, spike protein, preservative free, 50 mcg/0.5 mL dosage; 3rd Dose			1	\$ 65.00	\$ 65.00
307	0093A	Immunization administration by intramuscular injection of severe acute respiratory syndrome coronavirus 2 (SARS-CoV-2) (coronavirus disease [COVID-19]) vaccine, mRNA-LNP, spike protein, preservative free, 50 mcg/0.5 mL dosage; 3rd Dose	EP		1	\$ 65.00	\$ 65.00
308	0144A	Immunization administration by intramuscular injection of severe acute respiratory syndrome coronavirus 2 (SARS-CoV-2) (coronavirus disease [COVID-19]) vaccine, mRN-LNP, spike protein, bivalent, preservative free, 25 mcg/0.25 mL dosage, booster dose	EP		1	\$ 65.00	\$ 65.00
309	0144A	Immunization administration by intramuscular injection of severe acute respiratory syndrome coronavirus 2 (SARS-CoV-2) (coronavirus disease [COVID-19]) vaccine, mRN-LNP, spike protein, bivalent, preservative free, 25 mcg/0.25 mL dosage, booster dose			1	\$ 65.00	\$ 65.00
310	90480	Immunization administration by intramuscular injection of severe acute respiratory syndrome coronavirus 2 (SARS-CoV-2) (coronavirus disease [COVID-19]) vaccine, single dose	EP		1	\$ 65.00	\$ 65.00
311	90480	Immunization administration by intramuscular injection of severe acute respiratory syndrome coronavirus 2 (SARS-CoV-2) (coronavirus disease [COVID-19]) vaccine, single dose			1	\$ 65.00	\$ 65.00
312	86317	Immunoassay for infectious agent antibody, quantitative, not otherwise specified			1	\$ 50.00	\$ 50.00
313	87449	Immunologic analysis for detection of organism			1	\$ 95.00	\$ 95.00
314	86335	Immunologic analysis technique on body fluid			1	\$ 86.00	\$ 86.00
316	94060	Incentive spirometry before and after administration of bronchodilator			1	\$ 75.00	\$ 75.00
317	10060	Incision & drainage abscess simple/single			1	\$ 101.00	\$ 101.00
320	87811	Infectious agent antigen detection by immunoassay with direct optical (ie, visual) observation; severe acute respiratory syndrome coronavirus 2 (SARS-CoV-2) (Coronavirus disease [COVID-19])			1	\$ 52.00	\$ 52.00
321	87637	Infectious agent detection by nucleic acid (DNA or RNA); severe acute respiratory syndrome coronavirus 2 (SARS-CoV-2) (Coronavirus disease [COVID-19]), influenza virus types A and B, and respiratory syncytial virus, multiplex amplified probe technique			1	\$ 179.00	\$ 179.00
322	87400	Influenza A + B + RSV detection real time PCR			1	\$ 18.00	\$ 18.00
323	90687	Influenza vaccine quadrivalent 6-35 mo IM			1	\$ 25.00	\$ 25.00
324	90662	Influenza vaccine splnt prsrv free inc antigen IM			1	\$ 75.00	\$ 75.00
325	90656	Influenza virus vacc split prsrv free 3 yrs/> IM			1	\$ 15.00	\$ 15.00
326	90658	Influenza virus vaccine split virus 3/> yrs IM			1	\$ 15.00	\$ 15.00
327	90657	Influenza virus vaccine split virus 6-35 mo IM			1	\$ 15.00	\$ 15.00
328	90682	Influenza virus vaccine, quadrivalent (RIV4), derived from recombinant DNA, hemagglutinin (HA) protein only, preservative and antibiotic free, for intramuscular use			1	\$ 75.00	\$ 75.00
329	99386	Initial complete history and examination in patient of age 40 to 64 years	FP		1	\$ 250.00	\$ 250.00

Health Department

Master Fee Schedule - Clinics (Fund 12)

(Fees subject to change - based on Medicaid Rates)

Serial Number	CPTCode	CPTTitle	MOD1	MOD2	Units	ChargeAmount	Allowed Charge Amount
330	99381	Initial preventive medicine new patient <1year	EP		1	\$ 115.00	\$ 115.00
331	99386	Initial preventive medicine new patient 40-64yrs			1	\$ 250.00	\$ 250.00
332	99387	Initial preventive medicine new patient 65yrs&>			1	\$ 270.00	\$ 270.00
333	99385	Initial preventive medicine new pt age 18-39yrs	FP		1	\$ 210.00	\$ 210.00
334	99385	Initial preventive medicine new pt age 18-39yrs	EP		1	\$ 115.00	\$ 115.00
335	99385	Initial preventive medicine new pt age 18-39yrs			1	\$ 210.00	\$ 210.00
336	94760	Initial pulse oximetry			1	\$ 5.00	\$ 5.00
337	J0171	Injection, adrenalin, epinephrine, 0.1 mg			1	\$ 1.75	\$ 1.75
338	J1200	Injection, diphenhydramine hcl, up to 50 mg			1	\$ 2.00	\$ 2.00
339	J1050	Injection, medroxyprogesterone acetate, 1 mg	FP	UD	1	\$ 0.06	\$ 0.06
340	J1050	Injection, medroxyprogesterone acetate, 1 mg	FP	UD	1	\$ 0.01	\$ 0.01
341	J1050	Injection, medroxyprogesterone acetate, 1 mg			1	\$ 38.48	\$ 38.48
342	J1050	Injection, medroxyprogesterone acetate, 1 mg			1	\$ 60.00	\$ 60.00
343	J1020	Injection, methylprednisolone acetate, 20 mg			1	\$ 3.00	\$ 3.00
344	J1030	Injection, methylprednisolone acetate, 40 mg			104	\$ 6.00	\$ 6.00
345	J1040	Injection, methylprednisolone acetate, 80 mg			1	\$ 12.00	\$ 12.00
346	J2790	Injection, Rho D immune globulin, human, full dose, 300 micrograms (1500 I.U.)			104	\$ 135.00	\$ 135.00
347	J3301	Injection, triamcinolone acetonide, not otherwise specified, 10 mg			150	\$ 2.00	\$ 2.00
348	11981	Insertion of drug implant, non-biodegradable			1	\$ 128.00	\$ 128.00
349	58300	Insertion of intrauterine device (IUD)	FP		1	\$ 105.00	\$ 105.00
350	11981	Insertion of non-biodegradable drug delivery implant	FP		1	\$ 128.00	\$ 128.00
354	90685	Intramuscular administration of preservative free quadrivalent influenza vaccine in patient 6 to 35 months of age			1	\$ 25.00	\$ 25.00
356	90686	Intramuscular administration of preservative free quadrivalent influenza vaccine in patients 3 years or older			1	\$ 25.00	\$ 25.00
357	90688	Intramuscular administration of quadrivalent influenza vaccine to patient older than 3 years			1	\$ 25.00	\$ 25.00
359	90471	Intramuscular injection of vaccine			1	\$ 30.00	\$ 30.00
360	J7300	Intrauterine copper contraceptive	FP	UD	1	\$ 281.00	\$ 281.00
361	J7300	Intrauterine copper contraceptive			1	\$ 430.00	\$ 430.00
362	83540	Iron			1	\$ 6.00	\$ 6.00
363	83721	LDL cholesterol level			1	\$ 28.00	\$ 28.00
364	J7298	Levonorgestrel-releasing intrauterine contraceptive system, 52 mg, 5 year duration	FP	UD	1	\$ 200.00	\$ 200.00
365	J7298	Levonorgestrel-releasing intrauterine contraceptive system, 52 mg, 5 year duration			1	\$ 500.00	\$ 500.00
366	J7297	Levonorgestrel-releasing intrauterine contraceptive system, 52mg, 3 year duration	FP	UD	1	\$ 92.90	\$ 92.90
367	J7297	Levonorgestrel-releasing intrauterine contraceptive system, 52mg, 3 year duration			1	\$ 117.00	\$ 117.00
368	96110	Limited developmental testing			1	\$ 12.00	\$ 12.00
369	76815	Limited obstetrical ultrasound			1	\$ 92.00	\$ 92.00
370	92587	Limited otoacoustic emission testing			1	\$ 38.00	\$ 38.00
371	80061	Lipid panel	QW		1	\$ 21.00	\$ 21.00
372	80061	Lipid panel			1	\$ 6.00	\$ 6.00
373	90716	Live varicella vaccination			1	\$ 167.00	\$ 167.00
374	99202	Low level new patient office visit	FP		1	\$ 117.00	\$ 117.00
375	99202	Low level new patient office visit	25		1	\$ 117.00	\$ 117.00
376	99202	Low level new patient office visit			1	\$ 117.00	\$ 117.00
377	83735	Magnesium level			1	\$ 5.00	\$ 5.00
378	81002	Manual urinalysis by dipstick without microscopy			1	\$ 10.00	\$ 10.00
379	81000	Manual urinalysis with microscopy			1	\$ 10.00	\$ 10.00
380	86765	Measles antibody			1	\$ 14.00	\$ 14.00
381	90710	Measles mumps rubella varicella vacc live subq			1	\$ 277.00	\$ 277.00
382	86141	Measurement C-reactive protein for detection of infection or inflammation			1	\$ 9.00	\$ 9.00
383	86140	Measurement C-reactive protein for detection of infection or inflammation			1	\$ 7.00	\$ 7.00
384	86060	Measurement for Strep antibody (strep throat)			1	\$ 32.00	\$ 32.00
385	S0280	Medical home program, comprehensive care coordination and planning, initial plan			1	\$ 74.00	\$ 74.00
386	S0281	Medical home, maintenance			1	\$ 221.00	\$ 221.00
387	90620	Menb recombinant prot w/out membr vesic vacc IM			1	\$ 219.00	\$ 219.00
388	90734	Meningococcal conj vaccine tetravalent im			1	\$ 167.00	\$ 167.00
390	90619	Meningococcal conjugate vaccine, serogroups A, C, W, Y, quadrivalent, tetanus toxoid carrier (MenACWY-TT), for IM use			1	\$ 190.50	\$ 190.50
392	87186	Metronidazole susceptibility test by agar diffusion			1	\$ 10.00	\$ 10.00
393	82043	Microalbumin excretion rate, urine			1	\$ 14.00	\$ 14.00
394	86376	Microsomal antibodies (autoantibody) measurement			1	\$ 9.00	\$ 9.00
395	99212	Minimal established patient office visit	25		1	\$ 72.00	\$ 72.00
396	99212	Minimal established patient office visit			1	\$ 72.00	\$ 72.00

Health Department

Master Fee Schedule - Clinics (Fund 12)

(Fees subject to change - based on Medicaid Rates)

Serial Number	CPTCode	CPTTitle	MOD1	MOD2	Units	ChargeAmount	Allowed Charge Amount
397	99212	Minimal established patient office visit	FP		1	\$ 72.00	\$ 72.00
398	99211	Minor level established patient office visit	FP		1	\$ 43.00	\$ 43.00
399	99211	Minor level established patient office visit	25		1	\$ 43.00	\$ 43.00
400	99211	Minor level established patient office visit			1	\$ 43.00	\$ 43.00
403	99203	Moderate level new patient office visit	25		1	\$ 166.00	\$ 166.00
405	99203	Moderate level new patient office visit			1	\$ 166.00	\$ 166.00
406	99203	Moderate level new patient office visit	FP	25	1	\$ 166.00	\$ 166.00
407	99203	Moderate level new patient office visit	FP		1	\$ 166.00	\$ 166.00
409	99214	Moderate-high level established patient office visit	FP		1	\$ 153.00	\$ 153.00
410	99214	Moderate-high level established patient office visit	25		1	\$ 153.00	\$ 153.00
411	99214	Moderate-high level established patient office visit			1	\$ 153.00	\$ 153.00
412	99204	Moderate-high level new patient office visit	25		1	\$ 244.00	\$ 244.00
413	99204	Moderate-high level new patient office visit			1	\$ 244.00	\$ 244.00
414	99204	Moderate-high level new patient office visit	FP		1	\$ 244.00	\$ 244.00
416	99204	Moderate-high level new patient office visit	FP	25	1	\$ 244.00	\$ 244.00
417	94761	Monitor pulse oximetry			1	\$ 7.00	\$ 7.00
418	86382	Neutralization test, viral			1	\$ 50.00	\$ 50.00
419	99202	New: Exp Problem Focused	FP	25	1	\$ 117.00	\$ 117.00

Animal Control (12.542)				
Fee Type	Current Rate Sterilized	Current Rate Unsterilized	Proposed Rate Sterilized	Proposed Rate Unsterilized
Cost for room and food per dog/cat - General Housing (per day)	\$ 10.00	\$ 10.00	\$ 10.00	\$ 20.00
Cost for room and food per dog/cat - Isolation (per day)	\$ 18.00	\$ 18.00	\$ 10.00	\$ 20.00
Cost of staff and food for livestock (per day)	\$ 20.00	\$ 20.00	\$ 20.00	\$ 20.00
Redemption Fee (per animal)	\$ 15.00	\$ 30.00	\$ -	\$ 100.00
2nd Impound redemption fee (per animal)	\$ 30.00	\$ 60.00	\$ 50.00	\$ 200.00
3rd Impound redemption fee (per animal)	\$ 60.00	\$ 120.00	\$ 50.00	\$ 300.00
Reclaim Option (Schedule spay/neuter @ reclaim)	N/A	\$ -	\$ -	\$ -
2nd Reclaim Option (Schedule spay/neuter @ reclaim)	N/A	\$ -	N/A	\$ 50.00
3rd Reclaim Option (Schedule spay/neuter @ reclaim)	N/A	\$ -	N/A	\$ 100.00
Rabies Vaccination (per animal)	\$ 12.00	\$ 12.00	\$ 10.00	\$ 20.00
Microchip (per animal)*	\$ 10.00	\$ 10.00	\$ 10.00	\$ 10.00
Returned check fee	\$ 25.00	\$ 25.00	\$ 25.00	\$ 25.00
Public record copying fee (per request)	\$ 2.00	\$ 2.00	\$ 2.00	\$ 2.00
Cost of transportation of livestock/farm animals (per trip)	Actual Cost	Actual Cost	Actual Cost	Actual Cost
Companion Pet Registration (1) One Year *effective January 1, 2023	\$ 5.00	\$ 5.00	\$ 5.00	\$ 5.00
Companion Pet Registration (3) Three Year *effective January 1, 2023	\$ 10.00	\$ 10.00	\$ 10.00	\$ 10.00

*Microchip required for all adoptions.

* Per new law, unable to provide vet services for external clients until licensed as a clinic.

ADOPTION FEES				
Fee Type	Current Rate Sterilized	Current Rate Unsterilized	Proposed Rate Sterilized	Proposed Rate Unsterilized
Adoption fee includes: Spay/Neuter, Rabies Vaccine, Microchip, Flea Treatment, 5n1/3n1, & Bordetella Vaccine				
Dogs	\$ 40.00	N/A	\$ 20.00	N/A
Cats	\$ 10.00	N/A	\$ -	N/A
Transfer Fees for Rescues	\$ -	\$ -	\$ -	\$ -

*License fees are included at the time of adoption. Fees may be discounted or waived at Director discretion on species, breed, age, medical condition, length of stay, shelter population, or live-saving purposes.

SPAY / NEUTER		
Fee Type	Current Rate	Proposed Rate
Subsidized Neuter - Dog	N/A	\$ 30.00
Subsidized Spay - Dog	N/A	\$ 30.00
Subsidized Neuter - Cat	N/A	\$ -
Subsidized Spay - Cat	N/A	\$ -
*To receive subsidized rate - must prove eligibility for WIC, Medicaid or SNAP		
Low Cost Neuter - Dog	N/A	\$ 105.00
Low Cost Spay - Dog	N/A	\$ 120.00
Low Cost Neuter - Cat	N/A	\$ 45.00
Low Cost Spay - Cat	N/A	\$ 65.00

Solid Waste (FD54)		
Fee Type	Current Rate	Proposed Rate
Current Household Fees		
Recycle w/Exemption (Elderly & Disabled)	\$11.94	\$11.94
Recycle	\$25.00	\$25.00
Trash w/Exemption (Elderly & Disabled)	\$40.18	\$40.18
Trash	\$80.37	\$80.37
Current Tipping Fees		
Solid Waste (\$58.11/ton + \$2 tax + \$1)	\$59.36	\$61.11
C & D (\$33.03/ton + \$2 tax)	\$34.01	\$35.03
Wooden Pallets	\$34.39	\$35.43
Fiberglass (\$29.42/ton + \$2 tax)	\$27.81	\$31.42
Sludge/Alum Sludge (\$57.99/ton + \$2.34 Sludge Fee)	\$58.57	\$60.33
Sludge Fee (per ton)	\$2.27	\$2.34
Mobile Homes	\$361.87	\$372.73
Yard Waste/Leaves	\$27.15	\$27.96
Mulch	\$12.00	\$13.00
Stumps	\$34.37	\$35.40
Friable Asbestos (\$58.11/ton + \$2 tax)	\$58.36	\$60.11
Surcharge/Asbestos	\$150.00	\$150.00
Non-Friable Asbestos (Solid) (\$33.03/ton + \$2 tax)	\$34.01	\$35.03
Dead Animals	\$1.81	\$1.86
Fowl	\$58.36	\$60.11
Livestock	\$9.04	\$9.31
Non-Documented Tires	\$180.93	\$186.36
PPG After Hours	\$154.50	\$159.14
Above and Beyond hours (per 15 minute increment)	\$30.00	\$30.00
Unsecured Load	\$200.00	\$200.00
Handle Fee (special waste)	\$150.00	\$150.00
S/W CVII (E-Waste Discount) (\$38.83/ton + \$2 tax)	\$39.70	\$40.83
Wood Chips (per ton)	\$25.75	\$26.52

Glossary

Fund and Departments

Fund#		Dept#	Department
010	GENERAL FUND	411	COMMISSIONERS
		412	COUNTY MANAGER/ADMIN
		413	FINANCE & PURCHASING
		415	PROPERTY TAX ADMIN
		416	LEGAL/COUNTY ATTORNEY
		418	ELECTIONS
		419	REGISTER OF DEEDS
		421	INFORMATION TECHNOLOGY
		422	TRAVEL & TOURISM
		423	HUMAN RESOURCES
		426	FACILITIES MAINTENANCE
		427	FACILITIES JANITORIAL
		428	MUNICIPAL ELECTIONS
		430	MUNICIPAL GRANTS
		432	3RD PARTY(PASS THRU)GRANT
		433	JCPC GRANT ADMIN
			LAW ENFORCEMENT-MENTAL HLTH/WELLNESS GRANTS
		435	GRANTS
		436	SHERIFF MOBILE COMMAND UNIT GRANT
		437	PUBLIC SAFETY GRANTS
		438	LAW ENFORCEMENT GRANTS
		439	USDOJ COPS GRANT
		440	SCHOOL RESOURCE OFFICERS
		441	SHERIFF'S OFFICE
		442	FEDERAL FORFEITED PROP
		443	STATE FORFEITED PROPERTY
		444	DETENTION CENTER (JAIL)
		445	EMERGENCY MANAGEMENT
		446	EMERGENCY MEDICAL SERVICE
		447	VOLUNTEER RESCUE
		448	E911 COMMUNICATIONS
		449	ELECTRONIC MAINTENANCE
		450	BUILDING INSPECTIONS
		451	MEDICAL EXAMINER
		453	HAZ-MAT CONTROL
		470	PUBLIC FIRING RANGE
		471	SHOOTING RANGE-SKEET & TRAP

Fund#		Dept#	Department
010	GENERAL FUND	491	PLANNING & ZONING
		492	ECONOMIC DEVELOPMENT
		494	BUSINESS DEVELOPMENT
		495	COOPERATIVE EXTENSION
		496	FORESTRY
		497	TRANSPORTATION ADMIN
		498	SOIL CONSERVATION
		542	ANIMAL/RABIES CONTROL
		560	MENTAL HEALTH (PATHWAYS)
		591	VETERAN SERVICES
		600	CLEVELAND COUNTY SCHOOLS
		604	CLEVELAND COMM COLLEGE
		611	LIBRARY SYSTEM
		612	RECREATION
		613	COMMUNITIES IN SCHOOLS
		614	HISTORIC COURTHOUSE
		617	COUNCIL ON AGING
		619	ROD AUTOMATION E & P
		800	DEBT SERVICE
		011	SOCIAL SERVICES FUND
998	CONTINGENCY		
504	SOCIAL WORK (PREV TITLE XX)		
506	SOCIAL SERVICES ADMIN		
507	OUTSIDE POOR		
508	INCOME MAINTENANCE		
509	SPECIAL ASSISTANCE		
511	AID TO BLIND		
512	IVD CHILD SUPPORT		
516	SMART START		
012	HEALTH DEPARTMENT FUND	519	PUBLIC ASSISTANCE
		530	HEALTH ADMINISTRATION
		531	AIDS
		532	TB/STD/CD
		533	ADULT HEALTH
		534	SCHOOL HEALTH
		535	HEALTH PROMOTIONS
		536	ADOLESCENT PREGNANCY PREV
		537	CHILD HEALTH
		538	MATERNAL HEALTH
		539	FAMILY PLANNING

Fund#		Dept#	Department
012	HEALTH DEPARTMENT FUND	540	WOMEN-INFANTS-CHILDREN
		541	ENVIRONMENTAL HEALTH
		542	ANIMAL/RABIES CONTROL
		543	HEALTH DEPT GRANTS
		544	DENTAL CLINIC
		545	NURSE FAMILY PARTNERSHIPS
		546	CAROLINA ACCESS / COVID
		547	CA II-CC4C PCM
		548	CODAP
		550	PRIMARY CARE
013	EMPLOYEE WELLNESS FUND	660	EMPLOYEE WELLNESS CENTER
014	COURT FACILITY FUND	417	COURT FACILITIES
020	PUBLIC SCHOOL FUND	600	CLEVELAND COUNTY SCHOOLS
024	OPIOID SETTLEMENT FUNDS	424	OPIOID SETTLEMENT
025	REVALUATION FUND	431	2012 REVALUATION
026	EMERGENCY TELEPHONE FUND	454	E911 TELEPHONE SYSTEM
027	ARP FUND	434	ARP
028	COUNTY FIRE DISTRICT FUND	452	VOLUNTEER FIRE DEPTS
029	COMMUNITY DEVELOPMENT FD	493	HOUSING REHAB GRANT
030	DEBT SERVICE FUND	800	DEBT SERVICE
040	CAPITAL PROJECT FUND	210	CAPITAL PROJECTS GENERAL
		225	CAP PROJ-COMM PARTNERSHIP
		238	GRAHAM SCHOOL/TACC PROJ
		255	CAP PROJ-LGRD STORMWATER
		800	DEBT SERVICE
		209	CAPITAL RESERVE GENERAL
041	CAPITAL RESERVE FUND	209	CAPITAL RESERVE GENERAL
042	SCHOOL CAPITAL RESERVE FD	105	SCHOOLS 1/2 CT
		107	PSBCF-EDUCATION LOTTERY
		802	REIMBURSEMENT RESOLUTION
044	CAPITAL LOAN FUND	802	REIMBURSEMENT RESOLUTION
049	PUBLIC FIRING RANGE	470	PUBLIC FIRING RANGE
054	SOLID WASTE COLLECTION FD	000	NON DEPARTMENTAL
		473	DISPOSAL/LANDFILL
		474	COLLECTIONS/MANNED SITES
		480	LEGRAND CENTER
055	CONFERENCE CENTER	480	LEGRAND CENTER
060	RISK MANAGEMENT FUND	650	WORKERS COMPENSATION
		651	PROPERTY/LIABILITY
065	HEALTH INSURANCE FUND	981	FUND TRANSFERS
066	DENTAL REIMBURSEMENT FUND	661	DENTAL INSURANCE
070	TRUST FUND	706	DSS F/C CHRISTMAS/TRUST ACCTS
		744	INMATE TRUST/COMMISSARY

Fund#		Dept#	Department
071	FINE/FORFEITURE AGENCY FD	741	FINES & FORFEITURES
479	CAP PROJ-IPWS ROAD/RAIL	715	IPWS ROAD/RAIL PROJ
481	CAP PROJ ECONOMIC DEVELOP	232	CAP PROJ ECONOMIC DEVELOP
482	CAP PROJ-CCS NORTH SHELBY	236	CAP PROJ-CCS NORTH SHELBY
485	CAP PROJ-ERP CONVERSION	242	CAP PROJ-ERP CONVERSION
486	CAP PROJ-CLEV CO FAIR	245	CAP PROJ-CLEV CO FAIR
489	FCC - SHELL BUILDING #3	228	CAP PROJ-SHELL BLDG #3
490	CAP PROJ-BRD OF ELECTIONS	244	CAP PROJ-BOARD OF ELECTION (OLD SRS)
491	FCC - SHELL BUILDING #4	248	CAP PROJ-SHELL BLDG #4
492	CAP PROJ-DSS RELOCATION	249	CAP PROJ-DSS RELOCATION
493	JUSTICE CENTER CAMPUS	250	CAP PROJ-JUSTICE CENTER CAMPUS
494	PUBLIC SCH BLDG CPF	602	PUBLIC SCHOOL BUILDING CPF
495	CAP PRJ-CCHD EROSION CTRL	251	CAP PROJ-CCHD EROSION CONTROL & REPAIR
496	CAP PROJ-BRGW IMPROVEMNTS	252	CAP PROJ-BRGW IMPROVEMENTS
497	CAPITAL PROJ-E911 CALL CT	253	CAPITAL PROJ-E911 CALL CTR
498	CAP PROJ-LEGRAND AV SYS	254	CAP PROJ-LEGRAND AV SYS
499	CAP PROJ-WACO SUBSTATION	256	CAP PROJ-WACO SUBSTATION

Terms

A+, AA, & AA-, AAA: Standard and Poor Financial Services LLC bond-rating levels

AAM: Acronym for the American Alliance of Museums

ACFR: Acronym for Annual Compiled Financial Reports, also known as the Annual Audit or Audited Financial Statements

ACO: Acronym for Accountable Care Organization

Accrual Basis of Accounting: The primary basis of recording assets, liabilities, revenues, and expenses for a government’s business-like activities. Under the accrual basis, revenues are recognized in the accounting period when earned and expenses are recognized in the period that they are incurred

ADA: Acronym for the Americans with Disabilities Act

Adopted Budget: The budget formally adopted by the Board of Commissioners for the upcoming fiscal year

ALS: Acronym for Advanced Life Support

Appropriation: The Board of Commissioner’s authorization, per the budget ordinance or a budget amendment, to spend money for a specific purpose

Assessed Value: The value of real estate or personal property as determined by tax assessors and used as a basis for levying taxes

Balanced Budget: According to North Carolina law, a budget is balanced when the sum of estimated net revenues and appropriated fund balance is equal to appropriations

Basis of Accounting: This refers to the methods that determine when revenues, expenditures, and associated assets and liabilities, are recognized in the government’s accounting system and reported in its financial statements

BEA: Acronym for the US Bureau of Economic Analysis

BLS: Acronym for the US Bureau of Labor Statistics

BOC: Acronym for Cleveland County’s Board of Commissioners

Board of Commissioners: The elected governing body of a county in North Carolina. Cleveland County has a five member Board of Commissioners

Bond Rating: A rating that indicates the credit worthiness of a government's debt. The major rating agencies, such as Moody's Investor Service or Standard and Poor's, are responsible for determining a government's bond rating. Governments with favorable bond ratings are able to obtain financing with low interest rates

Bond: A written promise to repay a specific amount of money with interest within a specific time period, usually long-term

Budget: North Carolina law defines a budget as a plan for raising and spending money for specified programs, functions, activities, or objectives for a fiscal year

Budget Amendment: An adjustment to the budget ordinance made by the Board of Commissioners, or, in certain cases, the County Manager

Budget Message: A message that North Carolina law requires the County Manager to include with his Recommended Budget. According to the law, the budget message should contain a concise explanation of the governmental goals fixed by the budget for the budget year, should explain important features of the activities anticipated in the budget, should set forth the reasons for stated changes from the previous year in program goals, programs, and appropriation levels, and should explain any major changes in fiscal policy

Budget Ordinance: The ordinance that the Board of Commissioners adopts that levies taxes and appropriates revenues for specified purposes, functions, activities, or objectives during a fiscal year

Capital Improvement: Major construction, acquisition, or renovation activities which add value to a government's physical assets or significantly increase their useful life

CIP: Acronym for Capital Improvement Plan

Capital Improvement Plan: A long-term plan of proposed capital improvement projects which includes estimated project costs and funding sources

CCC: Acronym for Cleveland Community College

CCS: Acronym for Cleveland County Public Schools

CDBG: Acronym for the Community Development Block Grant

CDC: Acronym for the National Centers for Disease Control

Certificate of Participation (COP): A form of loan to a government where investors are entitled to a share in the periodic payments made by the government under an installment financing agreement

COLA: Acronym for "cost-of-living adjustment"

CPS: Acronym for Child Protective Services

CQI: Acronym for Continuous Quality Improvement

DDAT: Acronym for Drug Diversion and Treatment

Debt Service: According to North Carolina law, the sum of money required to pay installments of principal and interest on bonds, notes, and other evidences of debt accruing within a fiscal year

Department: A basic organizational unit of the County that is functionally unique in its delivery of services. Some departments are divided into divisions

DHHS: Acronym for Cleveland County's Department of Health & Human Services

DJJ: Acronym for the Department of Juvenile Justice

DOR: Acronym for the Department of Revenue

DSS: Also known as **DHHS**

DV: Acronym for "domestic violence"

E-911: Abbreviation/acronym for the state surcharge used to fund Cleveland County's Telecommunications center

EDA: Acronym for Economic Development Association

EMPG: Acronym for Emergency Management Performance Grant

EMS: Acronym for Emergency Medical Services.

EOC: Acronym for Emergency Operations Center, the location where County officials are able to coordinate in an emergency or disaster situation

EOP: Acronym for Emergency Operations Plan, a plan used for Cleveland County's response in emergency situations

EPZ: Acronym for an Emergency Planning Zone

Expenditures: Money that the government spends

FEMA: Acronym for the Federal Emergency Management Agency

FF&E: Acronym for "furniture, fixtures, and equipment"

FY: Acronym for "fiscal year"

Fiscal Year: The period that the government uses for accounting purposes and preparing financial statements. Cleveland County's fiscal year starts on July 1 and ends on June 30 of the following year. The phrases "fiscal year 2023-2024," "FY 2023-2024," and "FY 2024" all refer to the period starting July 1, 2023 and ending June 30, 2024

FLSA: Acronym for the National Fair Labor & Standards Act

FMLA: Acronym for the National Family & Medical Leave Act

FNS: Acronym for Food & Nutrition Services

FTE: Acronym for "full-time equivalent", referring to number of employees

Function: A group of related departments. For instance, the General Government function includes, among others, the County Manager, Finance, and Human Resources departments

Fund: An independent fiscal and accounting entity with a self-balancing set of accounts recording its assets, liabilities, fund balance, revenue, and expenditures

Fund Balance: Is the difference between a fund's assets and its liabilities. Fund balance mostly includes cash and investments, but can also include non-spendable items, such as inventories

GAAP: Acronym for Generally Accepted Accounting Principles

Generally Accepted Accounting Principles: The standard accounting rules and practices used to record transactions and prepare financial statements

GASB: Acronym for the Governmental Accounting Standard Board

GO Bond: Abbreviation/acronym for General Obligation Bond

General Obligation Bond: Bonds issued by a government that are backed by the full faith and credit of its taxing authority. The North Carolina Constitution requires voter approval before a local government may borrow money and secure the loan by a pledge of its taxing power

GFOA: Acronym for Government Finance Officers Association

GIS: Acronym for Geographic Information System

GS: Abbreviation for General Statute

HMP: Acronym for Hazard Mitigation Plan, a county-level plan to address mitigating against certain emergency and disaster situations

ICC: Acronym for the International Code Council

ICI: Acronym for Industrial Commodities, Inc.

ICMA: Acronym for the International City/County Management Association

International City/County Management Association: association of local government professionals dedicated to creating and sustaining thriving communities throughout the world

Intergovernmental Revenue: Money that a government receives from another government. For Cleveland County, intergovernmental revenues include grants and other payments from the federal and state governments

JCPC: Acronym for the Juvenile Crime Prevention Council

Lease-Purchase Agreement: A loan to a government that is secured by the financed asset and where principal and interest payments are paid back over time

LE/LEO: Acronym for Law Enforcement or Law Enforcement Officer

LGC: Acronym for North Carolina's Local Government Commission

LIEAP: Acronym for the Low Income Energy Assistance Programs

LOB: Acronym for Limited Obligation Bond

Long-Term Debt: Debt that will take the County longer than one year to repay

MHDDSAS: Acronym for Mental Health, Developmental Disabilities, and Substance Abuse Services

Modified Accrual Basis of Accounting: Under the modified accrual basis, revenues are recognized in the accounting period when are measurable and available to pay the liabilities of the current period. In addition, expenditures are recorded when the related fund liability is incurred, if measurable, except for un-matured principal and interest on general long-term debt, which is recognized when due, and certain compensated absences and claims and judgments, which are recognized when the obligations are expected to be liquidated with expendable available financial resources

MOU: Memorandum of Understanding

MPDS: Acronym for the Medical Priority Dispatch System

NACHO: Acronym for National Animal Control and Humane Officer training

NACCHO: Abbreviation/acronym for the National Association of County and City Health Officials.

NCDENR: Acronym for North Carolina Department of Environment & Natural Resources

NC DOT: Acronym for the North Carolina Department of Transportation

NCFAS: Acronym for North Carolina Families Accessing Services through Technology, a program used by the Department of Health and Human Services to process client eligibility and benefit cases

NC GS: Abbreviation for North Carolina General Statute

NCRSS: Acronym for the North Carolina Response Rating System Survey, which relates to Fire Marshal and other inspections

NCTRACKS: Acronym used for the NC Medicaid Management Information System

NEMT: Acronym for Non-Emergency Medical Transportation

NRC: Acronym for the Federal Nuclear Regulatory Commission

NTWU: Acronym for the National Textiles Workers Union

OSFM: Acronym for North Carolina's Office of the State Fire Marshal

PACE: Acronym for the Program for All-Inclusive Care for the Elderly

PARTF: Acronym for Parks and Recreation Trust Fund

Performance Measure: Data used to determine the effectiveness or efficiency with which a department is achieving its goals

PIO: Acronym for Public Information Officer

Property Taxes: See **Ad Valorem Taxes**

QA: Acronym for Quality Assurance

Reappraisal: The process of revaluing a jurisdiction's real property in order to ensure property values are listed for property tax purposes at market value. By North Carolina law, a revaluation must be conducted at a minimum of every eight years. Also termed

Revaluation

Recommended Budget: The budget for the upcoming fiscal year that the County Manager is required, by North Carolina law, to present for consideration to the Board of Commissioners on or before June 1

Refunding Bond: Bonds issued to refinance existing debt, usually because interest rates have fallen and the County wishes to reduce its debt service payments

Revaluation: See **Reappraisal**

Revenue: The income of the County, used to pay for its expenditures

ROD: Acronym for Register of Deeds

RZFB: Acronym for Recovery Zone Facility Bond

SARA: Acronym for "scanning, analysis, response, and assessment" relating to the Emergency Planning and Community Right-to-Know Act (ECPRA)

SLA: Acronym for Service Level Agreement

SRO: Acronym for School Resource Officer

STAR: Acronym for Substance Abuse Treatment and Rehabilitation

Tax Rate: The amount of tax levied per \$100 of a property's value

TILT: Acronym for Trauma Informed Leadership Team

TPR: Acronym for "termination of parental rights"

Transfer: A movement of budgeted money from one account to another account within a single department, between departments, or between funds

UCR: Acronym for the Federal Bureau of Investigation's (FBI) Uniform Crime Reports

UDO: Acronym for United Development Ordinance, which is a regulatory tool to guide future development

USAI: Acronym for Urban Area Security Initiative

USDA: Acronym for the United States Department of Agriculture

VA: Acronym for the Federal Department of Veterans' Affairs

VFD: Acronym for Volunteer Fire District

VIPER: Acronym for NC's 800MHz radio system

Voter-Approved Debt: See **General Obligation Bonds**

WIC: Acronym for national Women, Infants, and Children Program

WIOA: Acronym for the National Workforce Innovation and Opportunity Act

WSAT: Acronym for the Workforce Solutions Action Team

Workforce Solutions Action Team: plans a County-wide career awareness event for students